

US00D495000S1

(12) **United States Design Patent**
Ijiri

(10) **Patent No.:** **US D495,000 S**

(45) **Date of Patent:** **** Aug. 24, 2004**

(54) **WRITING INSTRUMENT WITH CAP**

(76) **Inventor:** **Yasuhiro Ijiri**, 4-28-203, Terauchi
1-chome, Toyonaka-shi, Osaka (JP)

(**) **Term:** **14 Years**

(21) **Appl. No.:** **29/169,579**

(22) **Filed:** **Oct. 23, 2002**

(30) **Foreign Application Priority Data**

Apr. 24, 2002 (JP) 2002-011105

(51) **LOC (7) Cl.** **19-06**

(52) **U.S. Cl.** **D19/43; D19/46; D19/56;**
D19/57

(58) **Field of Search** D19/35, 36, 41-51,
D19/53-58, 81-85; 401/98, 202, 209, 195,
213, 243-247, 262, 52

(56) **References Cited**

U.S. PATENT DOCUMENTS

D144,769 S * 5/1946 Crain D19/46
3,961,852 A * 6/1976 Parry 401/195
D252,520 S * 7/1979 Ijiri D19/46

D252,973 S * 9/1979 Bateman et al. D19/46 X
D286,576 S * 11/1986 Schneider et al. D19/46 X
D288,824 S * 3/1987 Ijiri D19/36 X
6,039,492 A * 3/2000 Chen 401/195
D450,766 S * 11/2001 Rosenbaum D19/36

* cited by examiner

Primary Examiner—Martie K. Holtje

(74) *Attorney, Agent, or Firm*—McGlew and Tuttle, P.C.



(57) **CLAIM**

The ornamental design for a writing instrument with cap, as shown and described.

DESCRIPTION

FIG. 1 is a side elevational view;
FIG. 2 is a front view thereof;
FIG. 3 is a rear view thereof;
FIG. 4 is a bottom plan view;
FIG. 5 is a top plan view;
FIG. 6 is a side elevational view with the cap in a stored position;
FIG. 7 is a front elevational view of FIG. 6; and,
FIG. 8 is a bottom plan view of FIG. 6.

1 Claim, 2 Drawing Sheets






FIG. 1

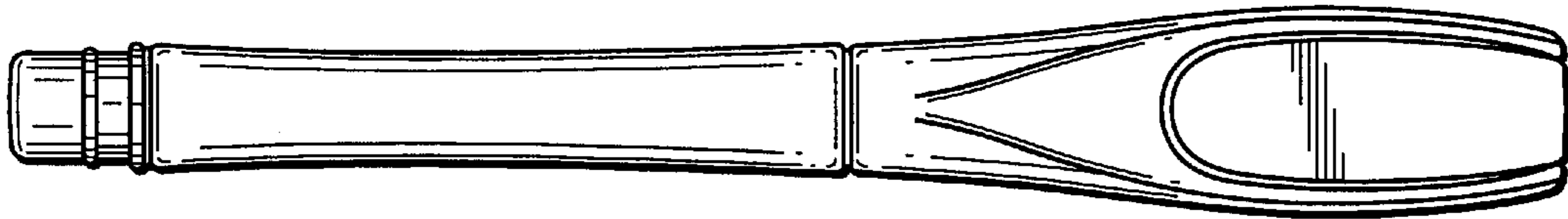


FIG. 2

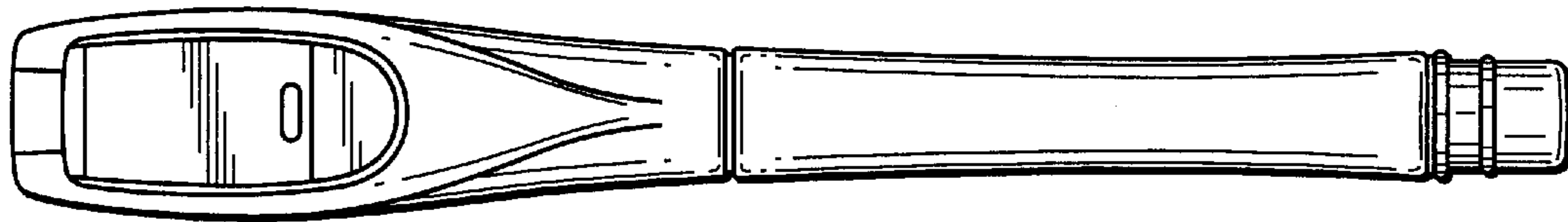


FIG. 3



FIG. 4

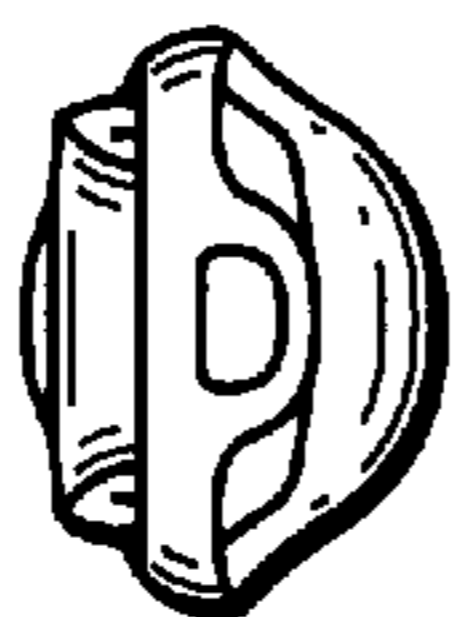


FIG. 5




FIG. 6




FIG. 7



FIG. 8