

US00D494987S1

(12) **United States Design Patent** (10) **Patent No.:** **US D494,987 S**  
**Li et al.** (45) **Date of Patent:** **\*\* Aug. 24, 2004**

(54) **GLASS DOOR REFRIGERATION CABINET  
WITH COOLING CHAMBER**

(75) Inventors: **Biao Li**, Qingdao (CN); **Song Xu**,  
Qingdao (CN); **Deku Tian**, Qingdao  
(CN)

(73) Assignees: **Haier Group Corporation**, Qingdao  
(CN); **Qingdao Haier Special Icebox  
Co., Ltd**, Qingdao (CN)

(\*\*) Term: **14 Years**

(21) Appl. No.: **29/167,362**

(22) Filed: **Sep. 11, 2002**

(51) **LOC (7) Cl.** ..... **15-07**

(52) **U.S. Cl.** ..... **D15/81**

(58) **Field of Search** ..... D15/79-91, 125,  
D15/127; 62/293, 359, 373, 457, 265; 312/114,  
116, 236, 128, 235

(56) **References Cited**

**U.S. PATENT DOCUMENTS**

D198,000 S	*	4/1964	Fogel et al.	.....	D15/88
D449,844 S	*	10/2001	Kim	.....	D15/81
D453,169 S	*	1/2002	Ma et al.	.....	D15/81
D460,466 S	*	7/2002	Ma et al.	.....	D15/79

\* cited by examiner

*Primary Examiner*—Mitchell Siegel

(74) *Attorney, Agent, or Firm*—Robert E. Krebs; Thelen  
Reid & Priest, LLP

(57) **CLAIM**

The ornamental design for a glass door refrigeration cabinet  
with cooling chamber, as shown and described.

**DESCRIPTION**

The claimed glass door refrigeration cabinet with cooling  
chamber is used to refrigerate items.

FIG. 1 is a bottom plan view of a design for a glass door  
refrigeration cabinet with cooling chamber in accordance  
with the present invention.

FIG. 2 is a right elevational view of the glass door refrig-  
eration cabinet with cooling chamber.

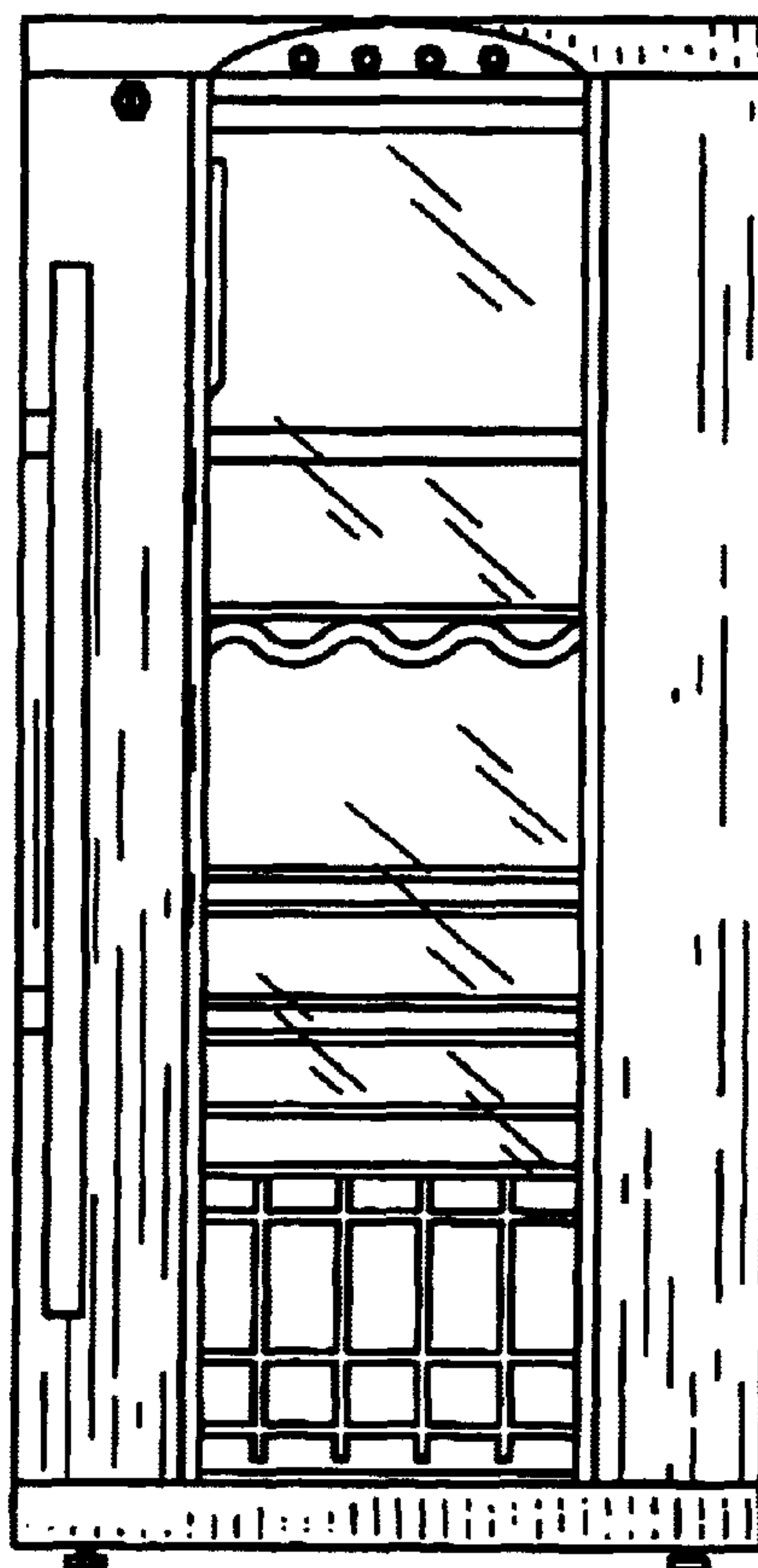
FIG. 3 is a front elevational view of the display glass door  
refrigeration cabinet with cooling chamber.

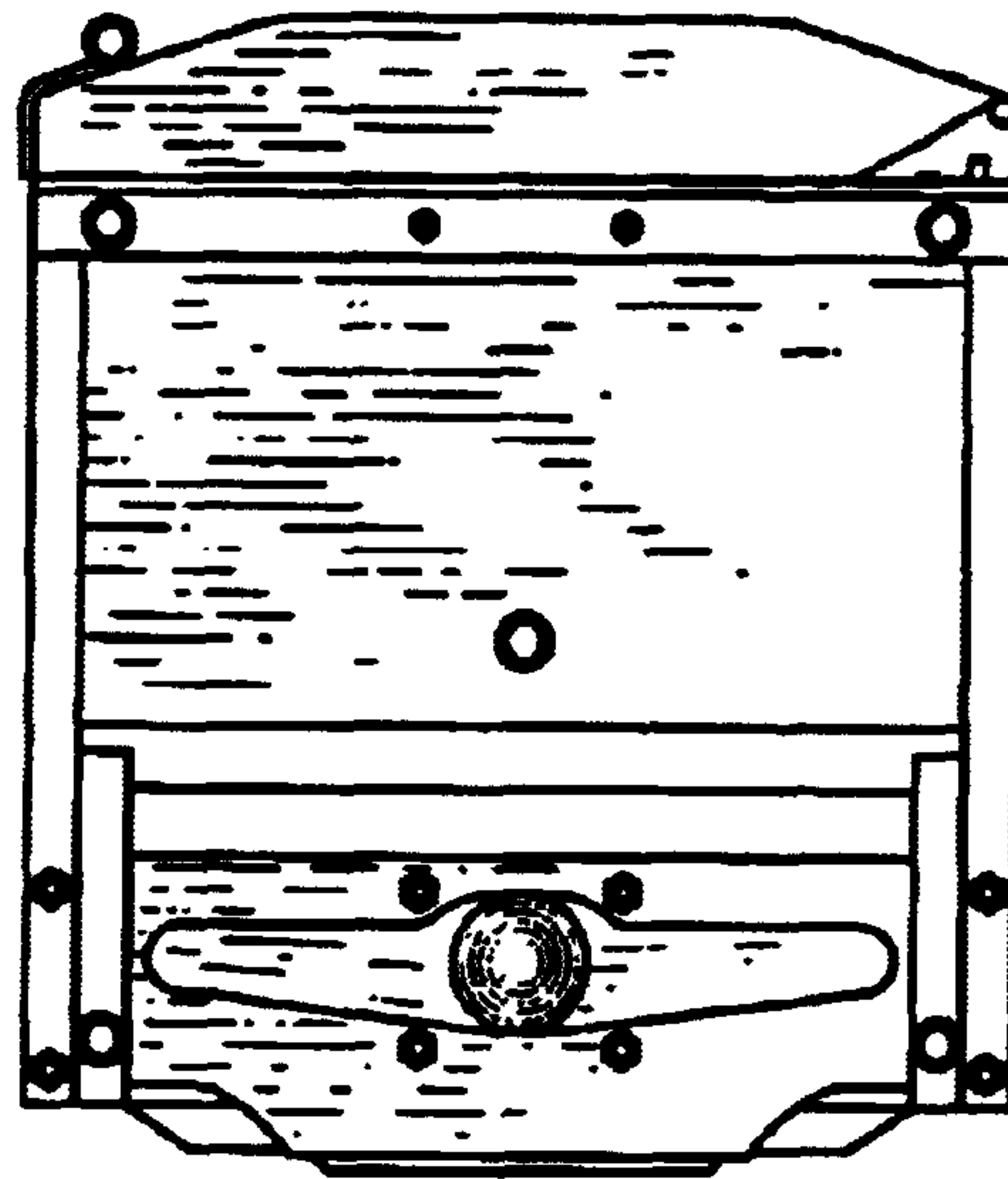
FIG. 4 is a left elevational view of the glass door refrigera-  
tion cabinet with cooling chamber.

FIG. 5 is a rear elevational view of the glass door refrig-  
eration cabinet with cooling chamber; and,

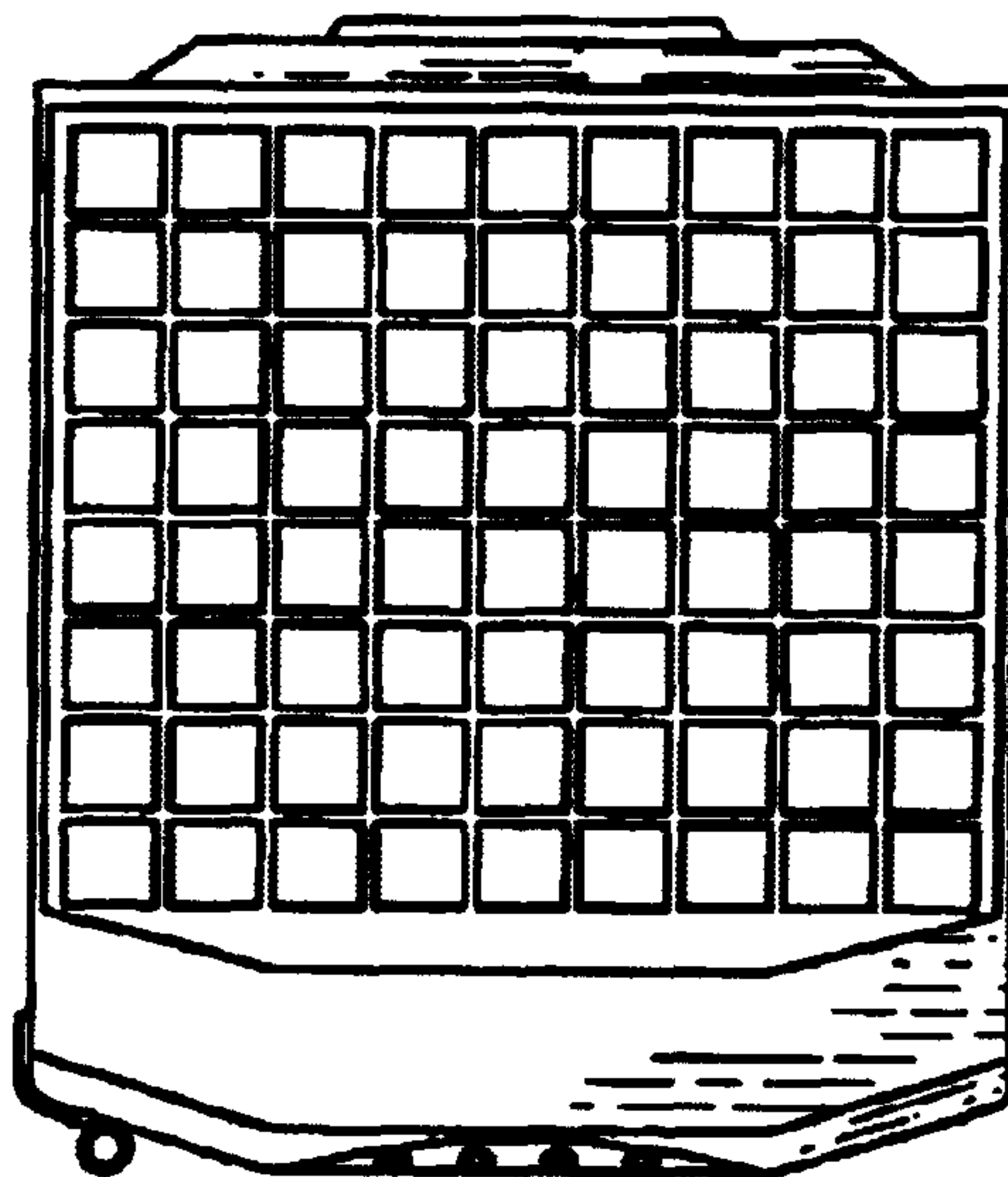
FIG. 6 is a top plan view of the glass door refrigeration  
cabinet with cooling chamber.

**1 Claim, 5 Drawing Sheets**






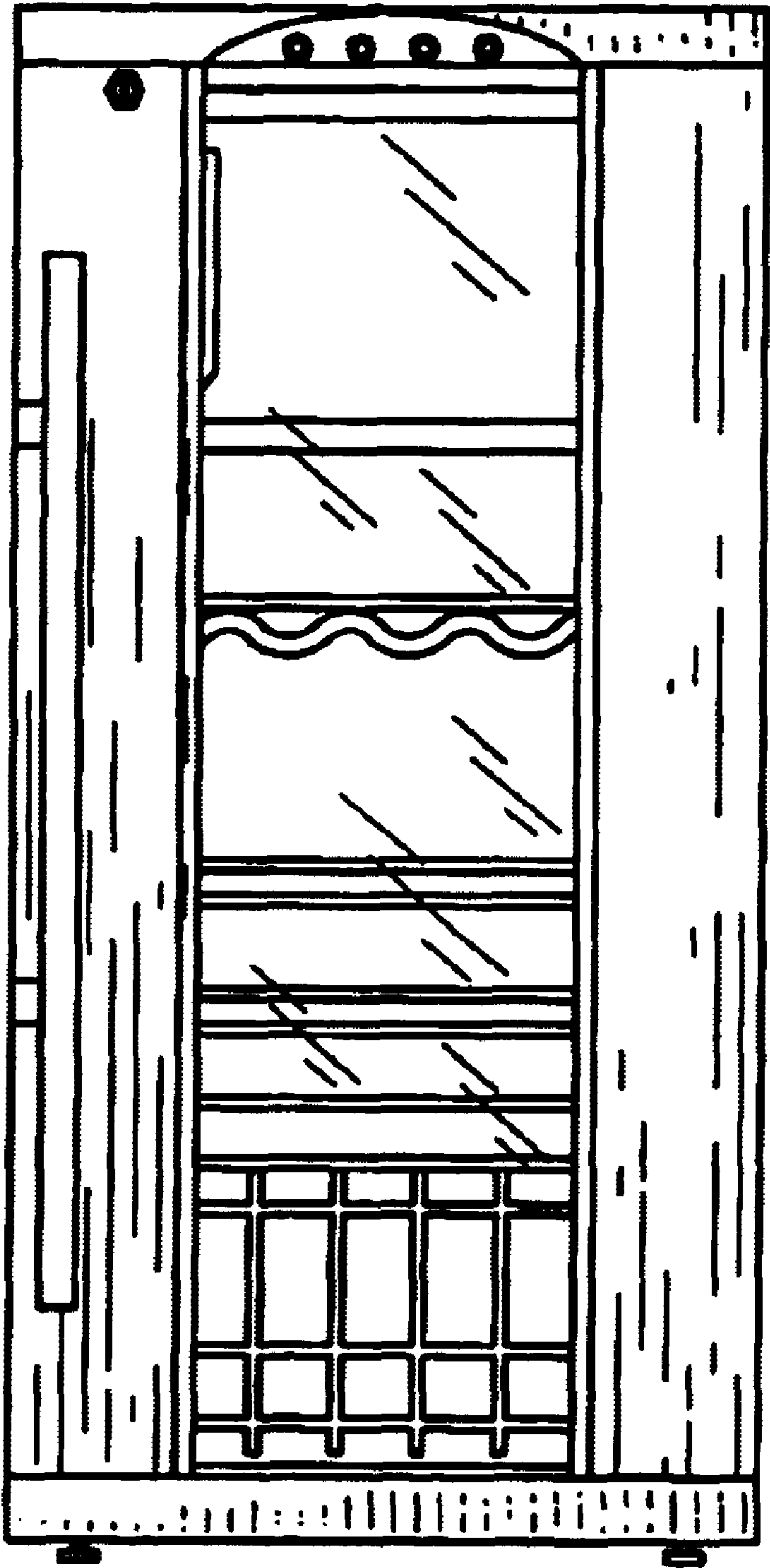
**FIG. 1**




**FIG. 6**




**FIG. 2**



**FIG. 3**



**FIG. 4**



**FIG. 5**



UNITED STATES PATENT AND TRADEMARK OFFICE  
**CERTIFICATE OF CORRECTION**

PATENT NO. : Des. 494,987 S  
APPLICATION NO. : 29/167362  
DATED : August 24, 2004  
INVENTOR(S) : Biao Li, Song Xu and Deku Tian

Page 1 of 1

It is certified that error appears in the above-identified patent and that said Letters Patent is hereby corrected as shown below:

Title Page item (30), column 1, insert priority claim as follows --This application is claiming priority to Chinese Design Patent Application Number 02335208.6 filed on July 31, 2002.--

Signed and Sealed this

Twenty-second Day of December, 2009

A handwritten signature in black ink that reads "David J. Kappos". The signature is written in a cursive, flowing style with a large initial 'D' and a stylized 'K'.

David J. Kappos  
*Director of the United States Patent and Trademark Office*