

US00D494957S1

(12) **United States Design Patent** (10) Patent No.: **US D494,957 S**  
**Rath et al.** (45) Date of Patent: **\*\* Aug. 24, 2004**

(54) **HEADSET**

(75) Inventors: **Klaus Rath**, Gentofte (DK); **Charles L. Pedersen**, Virum (DK)

(73) Assignee: **GN Netcom A/S**, Ballerup (DK)

(\*\*) Term: **14 Years**

(21) Appl. No.: **29/189,365**

(22) Filed: **Sep. 3, 2003**

**Related U.S. Application Data**

(62) Division of application No. 29/167,285, filed on Sep. 10, 2002, now Pat. No. Des. 482,674.

(30) **Foreign Application Priority Data**

Mar. 14, 2002 (DK) ..... 2002 00211

(51) **LOC (7) Cl.** ..... **14-01**

(52) **U.S. Cl.** ..... **D14/206**

(58) **Field of Search** ..... D14/205, 206,  
D14/223, 142; 181/129, 130, 135; 379/430,  
431; 381/381, 183, 187, 151

(56) **References Cited**

**U.S. PATENT DOCUMENTS**

D392,952 S	*	3/1998	Nakaizumi .....	D6/407
D394,437 S	*	5/1998	Landreth et al. ....	D14/206
6,154,539 A	*	11/2000	Pitel .....	379/430
D457,155 S	*	5/2002	Skulley et al. ....	D14/206
D463,398 S	*	9/2002	Rath .....	D14/206

\* cited by examiner

*Primary Examiner*—Paula A. Greene

(74) *Attorney, Agent, or Firm*—Altera Law Group, LLC

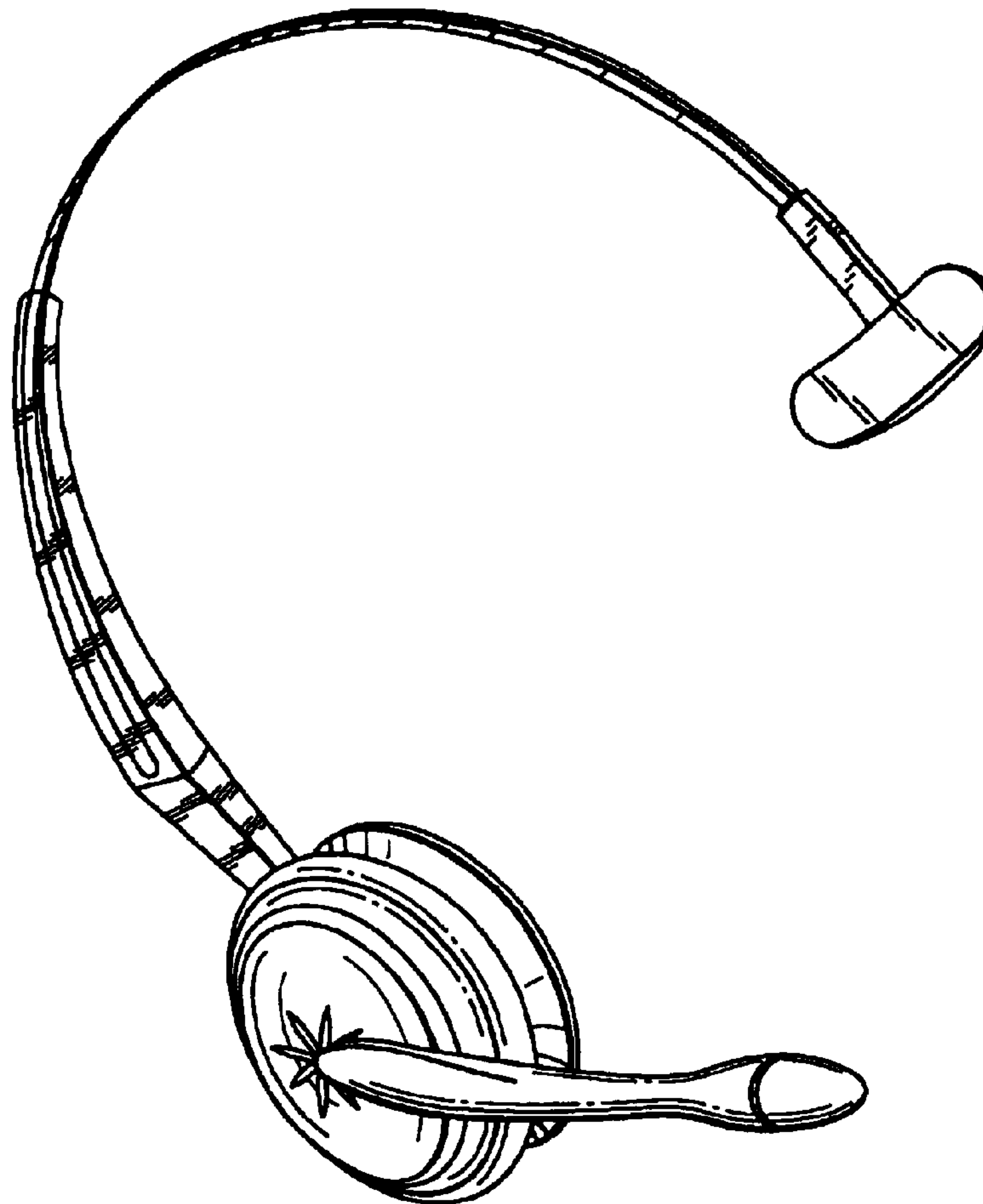
(57) **CLAIM**

The ornamental design for a headset, as shown and described.

**DESCRIPTION**

FIG. 1 is a front plan view of headset.  
FIG. 2 is a side plan view thereof.  
FIG. 3 is a top plan view thereof; and,  
FIG. 4 is a back perspective view thereof.

**1 Claim, 2 Drawing Sheets**



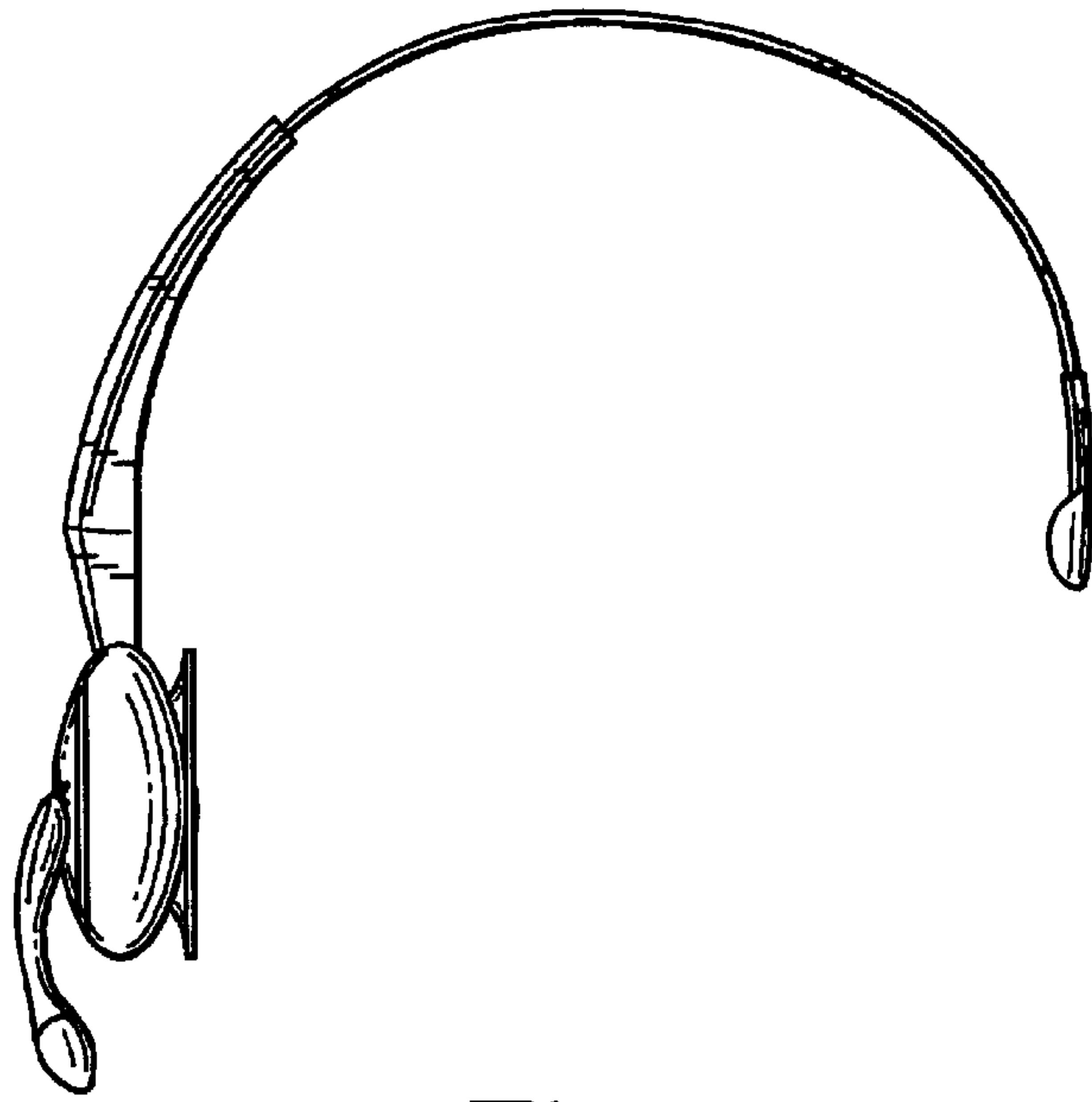


Fig. 1

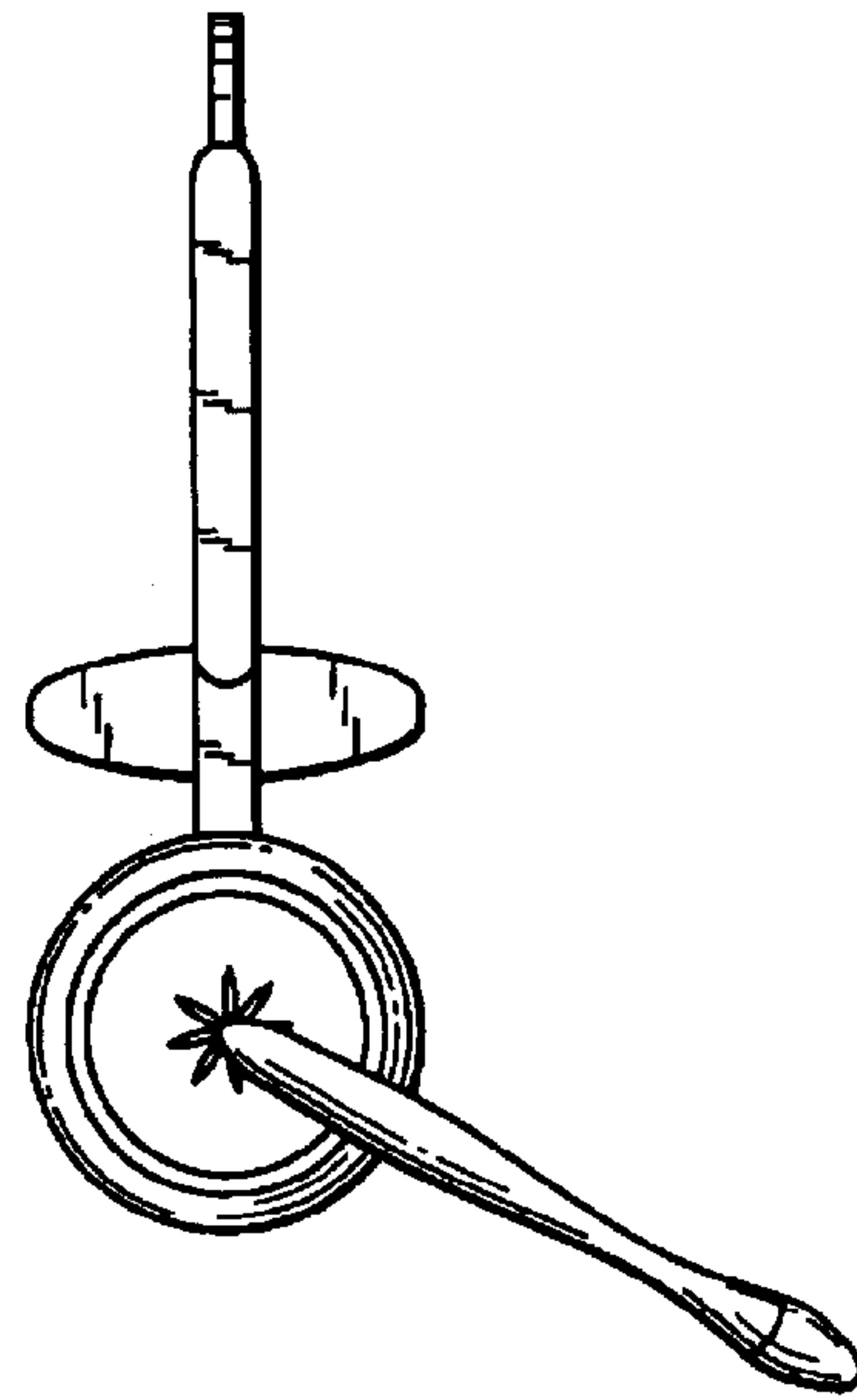


Fig. 2

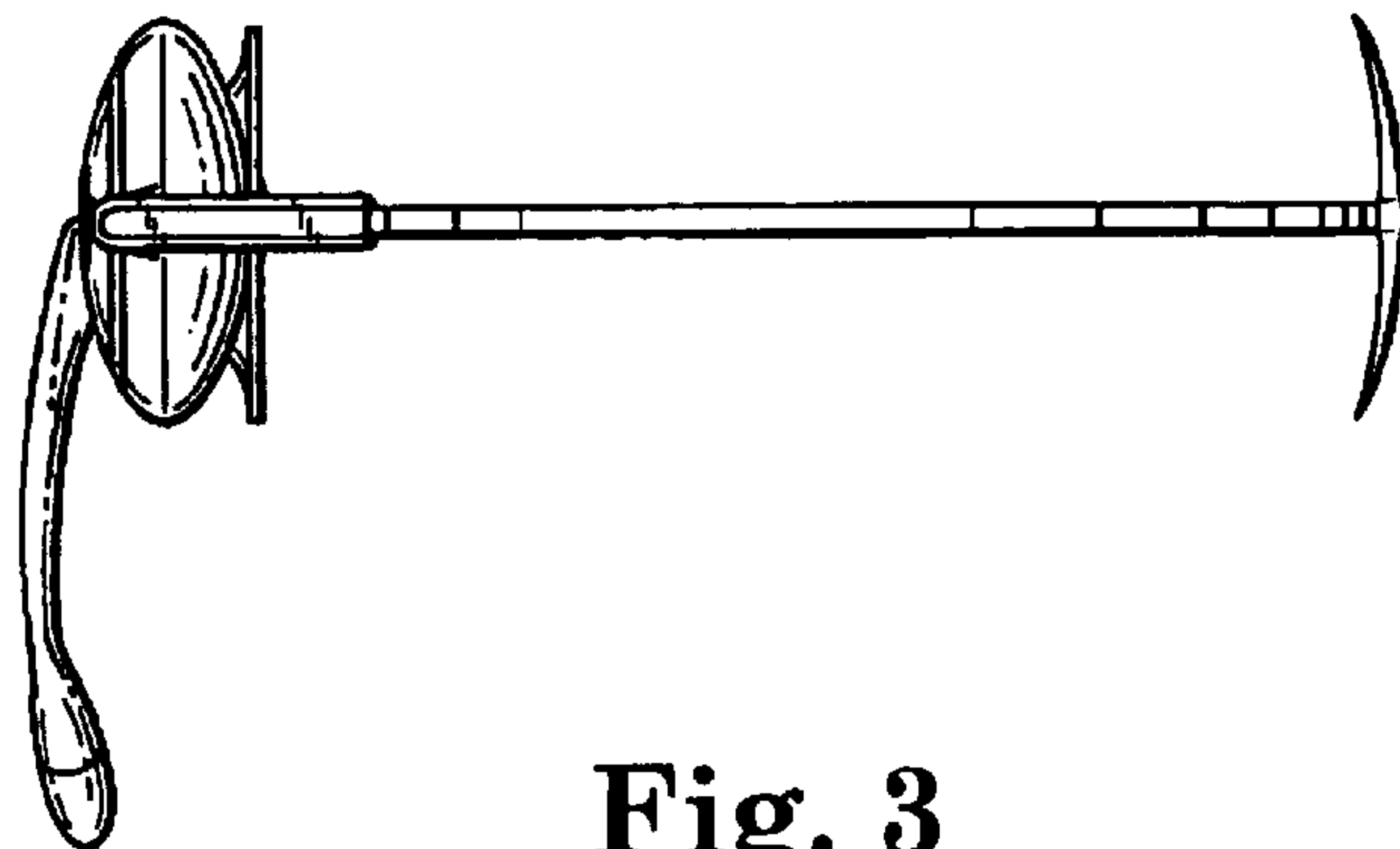


Fig. 3



Fig. 4