

US00D494956S1

(12) **United States Design Patent** (10) **Patent No.:** **US D494,956 S**
Sabick et al. (45) **Date of Patent:** **** Aug. 24, 2004**

(54) **EARPHONE**

(75) Inventors: **Gary Lester Sabick**, Schaumburg, IL (US); **Ronald John Vish**, West Roxbury, MA (US); **Gabor Paulke**, Boston, MA (US)

(73) Assignee: **Shure Incorporated**, Niles, IL (US)

(**) Term: **14 Years**

(21) Appl. No.: **29/194,556**

(22) Filed: **Nov. 26, 2003**

(51) **LOC (7) Cl.** **14-01**

(52) **U.S. Cl.** **D14/205; D14/142**

(58) **Field of Search** D14/142, 205, D14/206, 223; 379/420.04, 420.02, 430; 439/582, 502; 385/60, 80, 81, 78; D13/133, 154; 181/129, 149; 381/373

(56) **References Cited**

U.S. PATENT DOCUMENTS

- 5,176,536 A * 1/1993 Ganger et al. 439/582
- 5,687,230 A * 11/1997 Olausson et al. 379/420.02
- D430,547 S * 9/2000 Yoon D14/142
- 6,198,821 B1 * 3/2001 Yang 379/420.04
- D450,298 S * 11/2001 Suzuki D13/133
- D471,155 S * 3/2003 Cheng D13/133
- D480,050 S * 9/2003 Darrow et al. D13/133

OTHER PUBLICATIONS

- <http://www.etymotic.com/musicians/er6more.html>.
- http://www.etymotic.com/product_list/product_list_summary.asp?product_numberER-6.
- <http://www.etymotic.com/musicians/er4more.html>.
- http://www.etymotic.com/product_list/product_list_summary.asp?product_numberER-4P.
- <http://www.koss.com/koss/kossweb.nsf/02ProductPrint/THEPLUG?OpenDocument>.
- <http://www.koss.com/koss/kossweb.nsf/02ProductPrint/KSC19?OpenDocument>.

<http://www.koss.com/koss/kossweb.nsf/02ProductPrint/P4?OpenDocument>.

<http://www.koss.com/koss/kossweb.nsf/02ProductPrint/StereoBudz?OpenDocument>.

http://www.jp.alwa.com/corporate/report/2002_e/hp-vx100e.html.

http://www.sonystyle.com/is-bin/INTERSHOP.enfinity/eCS/Store/en/-USD/SY_BrowseCatalog-Start;sid=LgEG2KngZJgG05b4.

<http://www.sel.sony.com/SEL/consumer/ss5/portable/accessories/fontoplartmear-budhead>

(List continued on next page.)

Primary Examiner—Paula A. Greene

(74) *Attorney, Agent, or Firm*—Banner & Witcoff, Ltd.

(57) **CLAIM**

An ornamental design for an earphone, as shown and described.

DESCRIPTION

FIG. 1 is an isometric view of the earphone design having mirror image right and left earphone earpieces;

FIG. 2 is a right side view of the right earphone earpiece; the left earphone earpiece is a mirror image of the right earpiece;

FIG. 3 is a front view of the right earphone earpiece; the left earphone earpiece is a mirror image of the right earpiece;

FIG. 4 is a rear side view of the right earphone earpiece; the left earphone earpiece is a mirror image of the right earpiece;

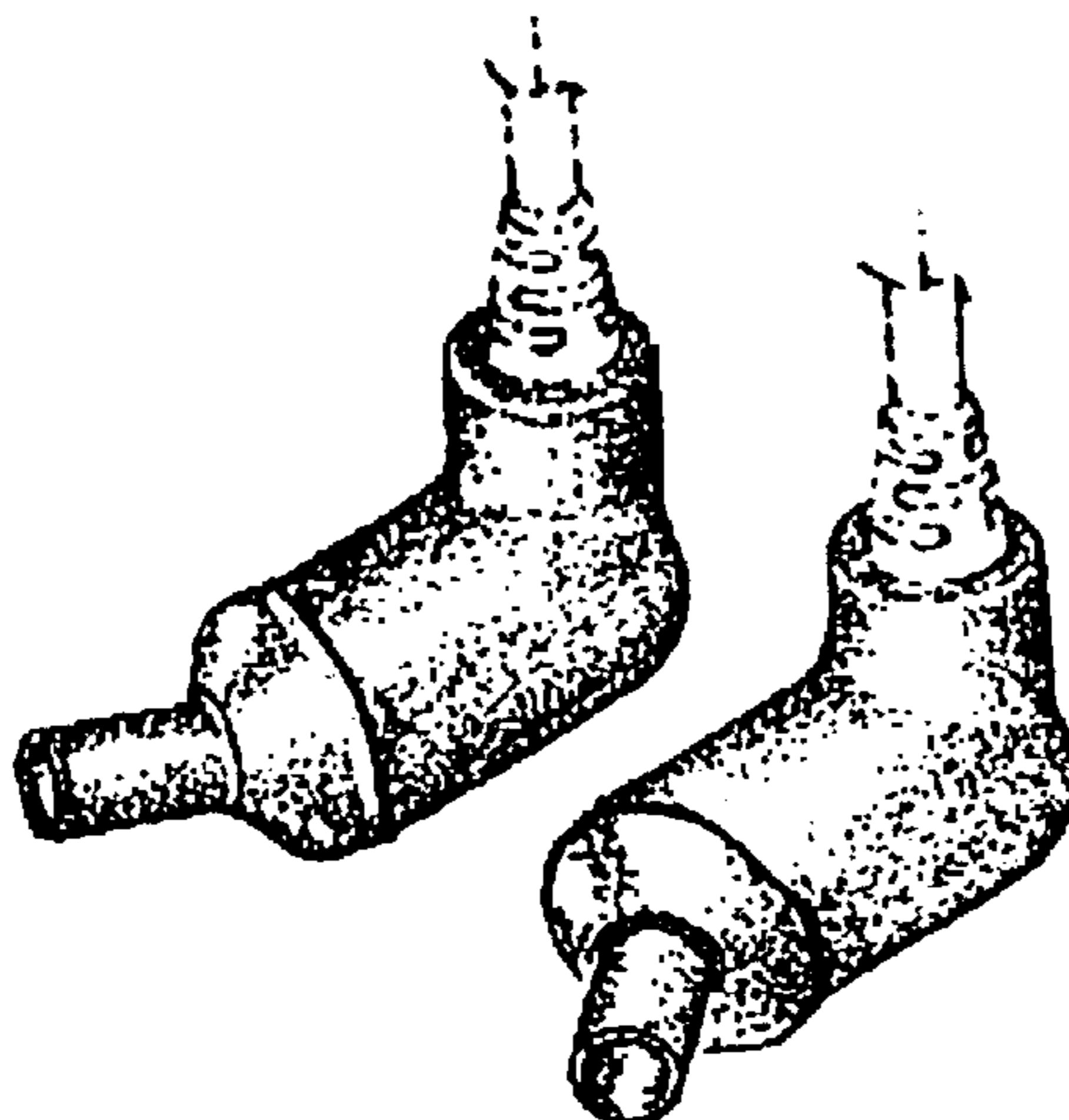
FIG. 5 is a left view of the right earphone earpiece; the left earphone earpiece is a mirror image of the right earpiece;

FIG. 6 is a front view of the right earphone earpiece; the left earphone earpiece is a mirror image of the right earpiece; and,

FIG. 7 is a bottom view of the right earphone earpiece; the left earphone earpiece is a mirror image of the right earpiece.

The broken lines in FIGS. 1 through 6 is for illustrative purposes only and forms no part of the claimed design.

1 Claim, 3 Drawing Sheets



OTHER PUBLICATIONS

Westone Music Products, The In-Ear Experts, Elite Series Brochure.

<http://www.westone.com/music/elite.html>.

<http://www.earmold.com/music/universal.html>.

Weston Music Products, The In-Ear Experts, Universal Series Brochure.

<http://www.westone.com/music/universal.html>.

Sennheiser 2003 General Catalog, p. 6.

<http://www.sennheiserusa.com/pages/products/headphones/mx.htm>.

Jabra Corporation FreeSpeak BT200 Brochures.

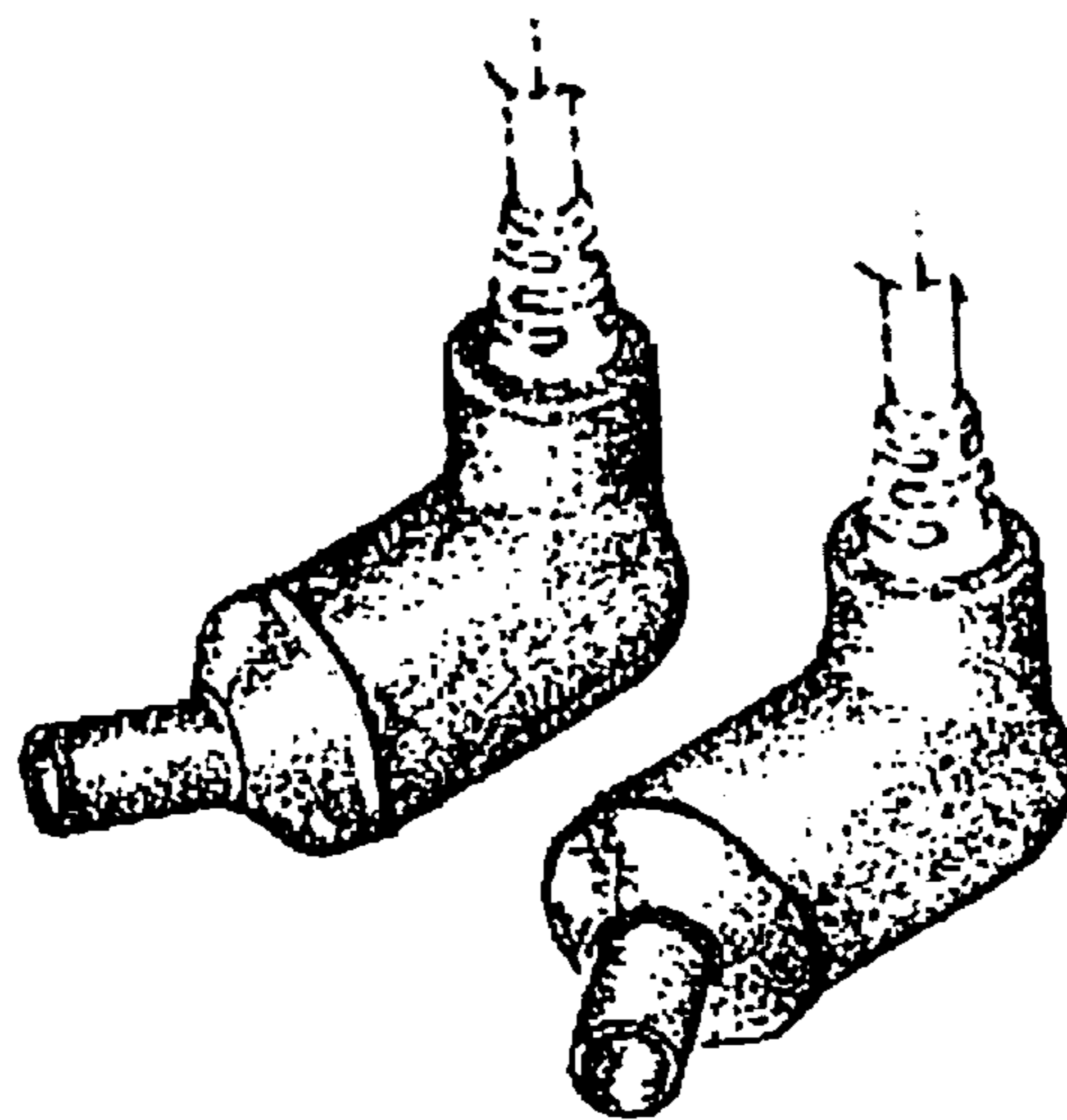
http://www.jabra.com/products/FreeSpeak_Bluetooth.htm.

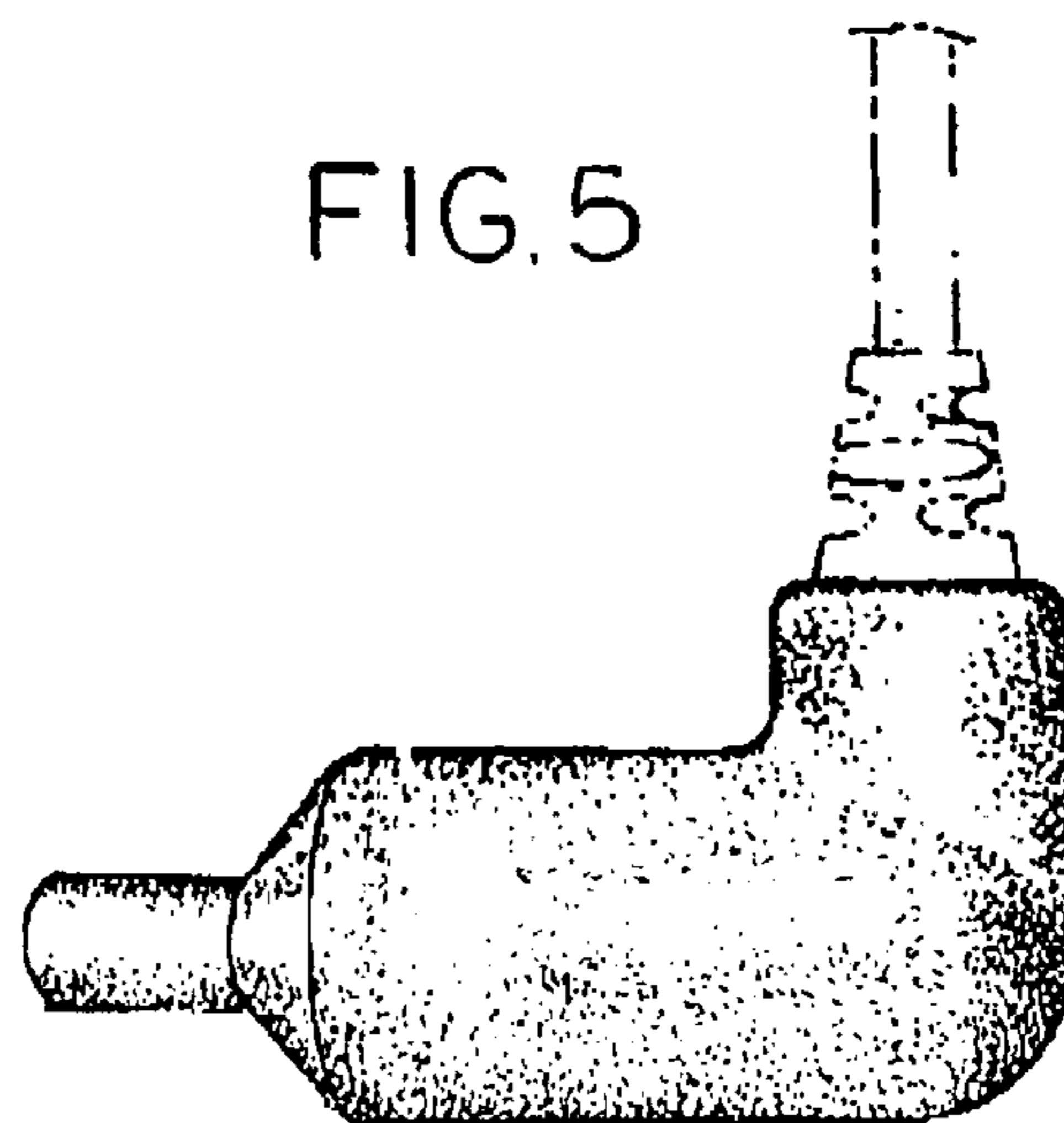
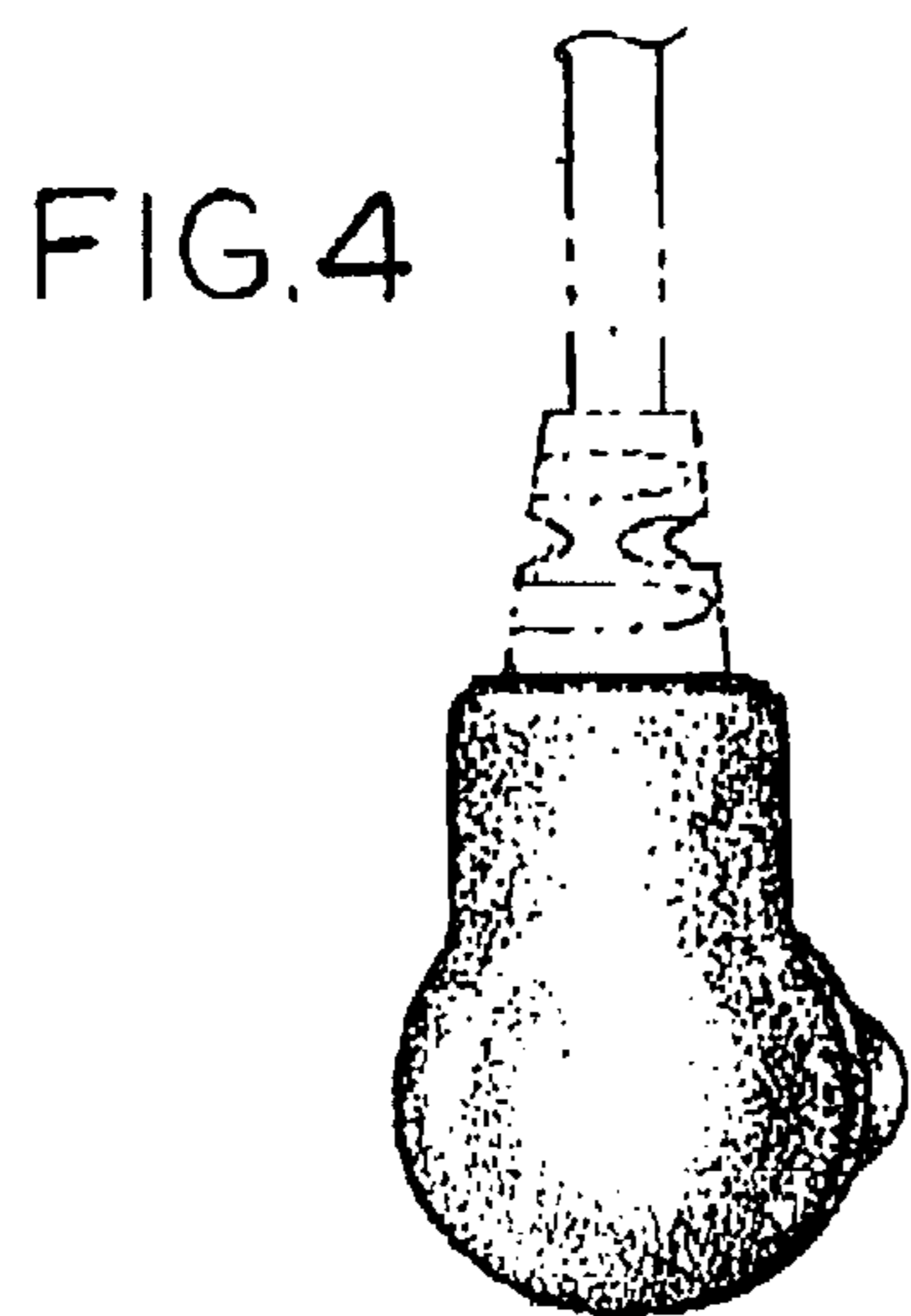
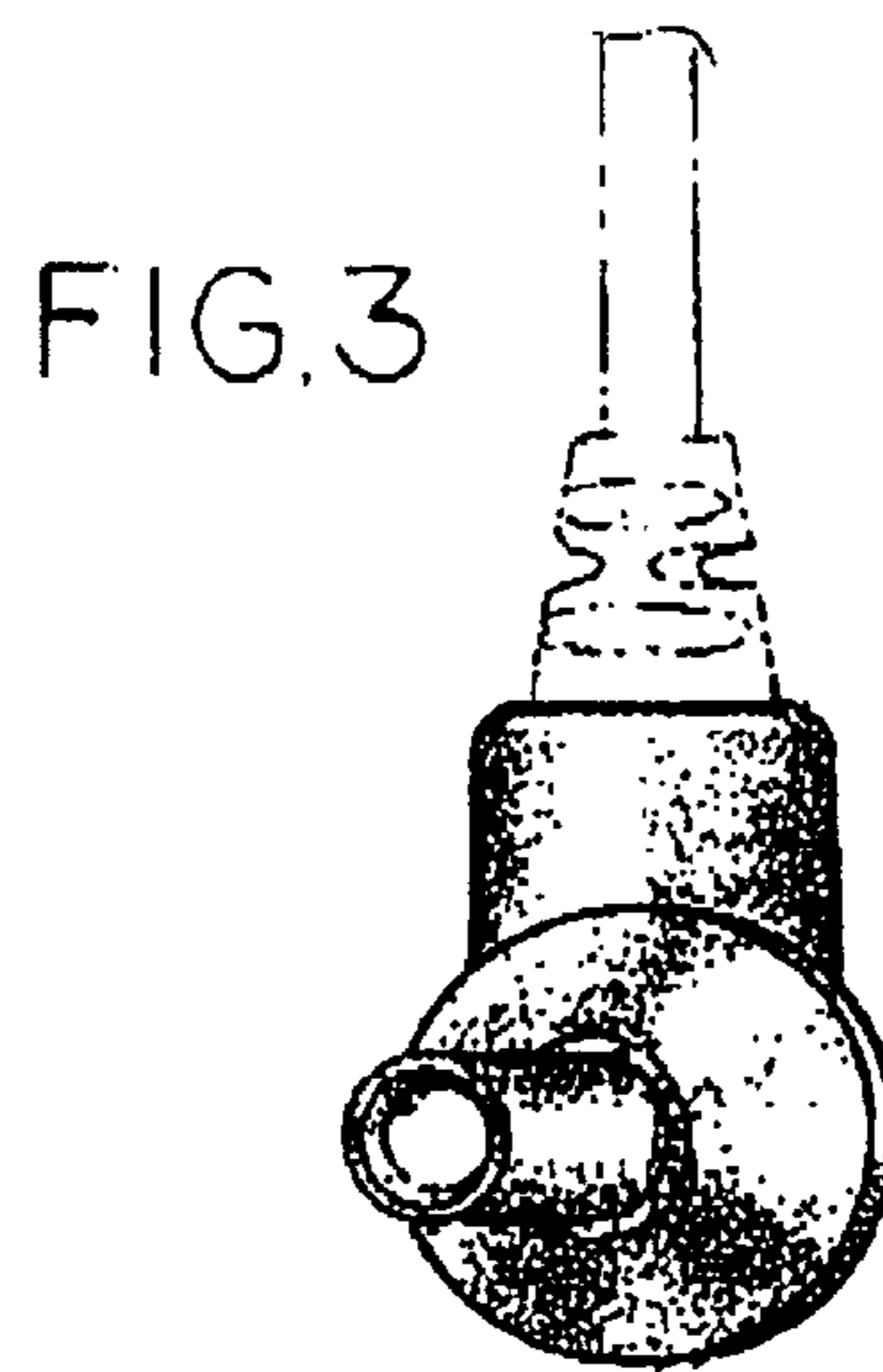
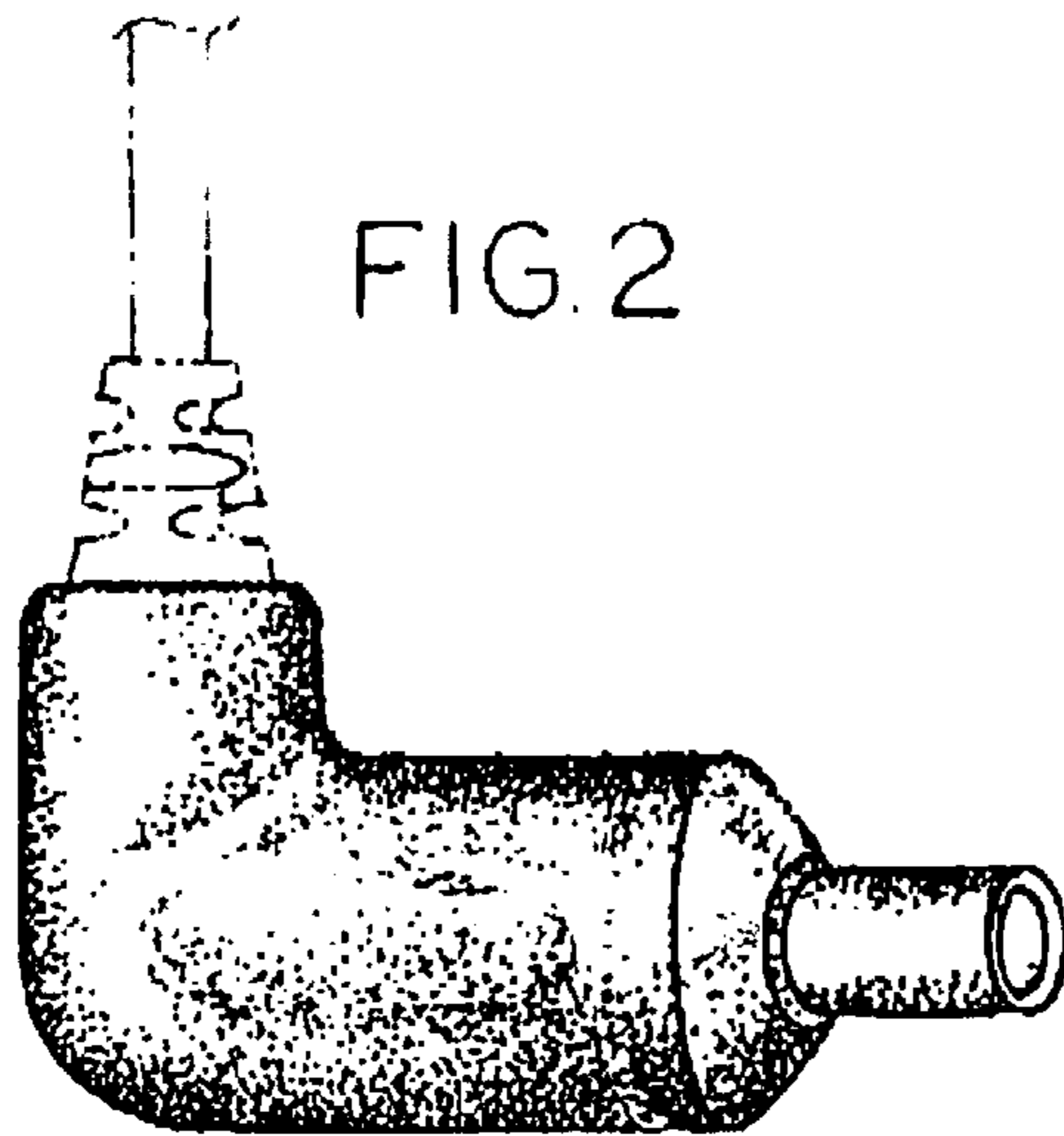
Future Sonics Incorporated, Ear Monitors Product Data Sheet, Oct. 2001.

<http://www.futuresonics.com/html/products.html>.

* cited by examiner

FIG. 1








FIG. 6

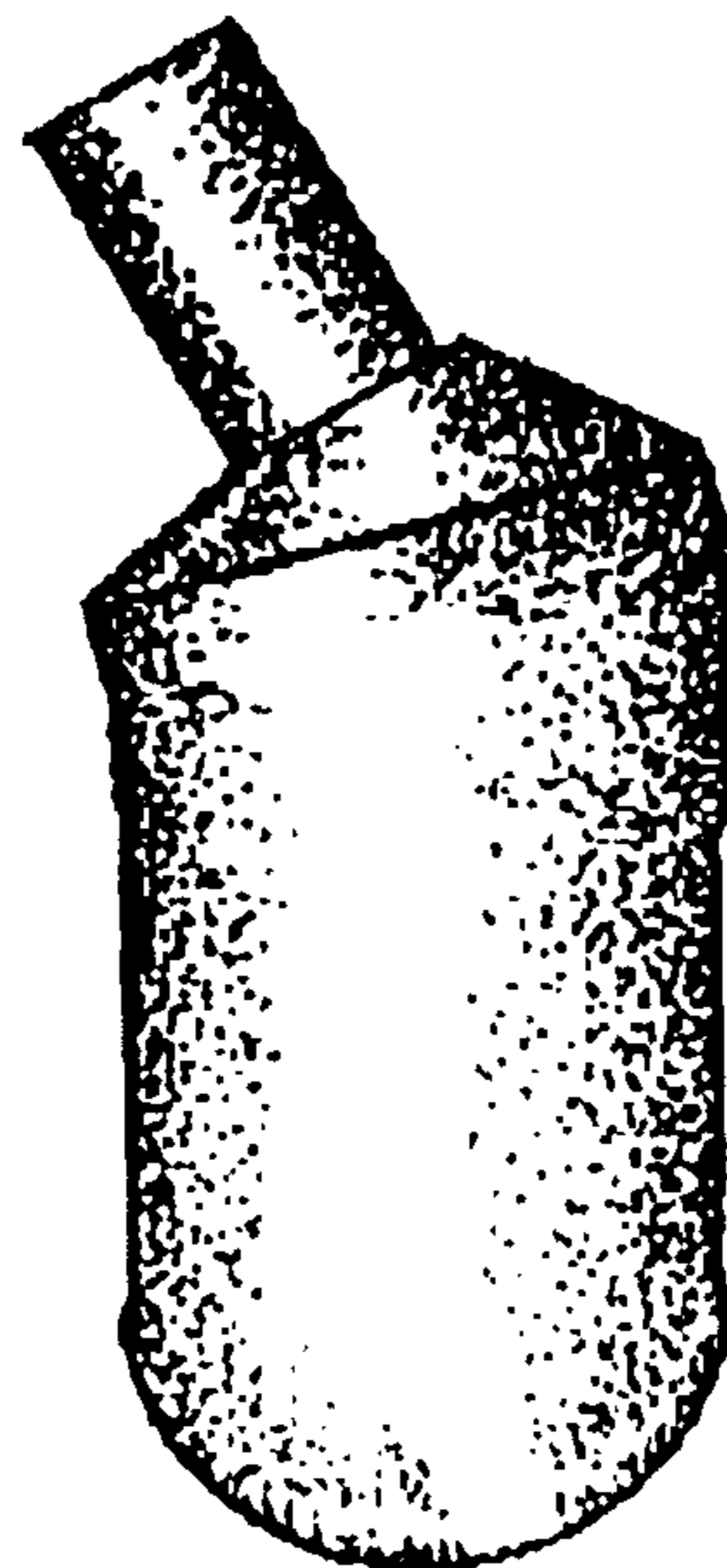


FIG 7

UNITED STATES PATENT AND TRADEMARK OFFICE
CERTIFICATE OF CORRECTION

PATENT NO. : Des. 494,956 S
DATED : August 24, 2004
INVENTOR(S) : Gary Lester Sabick, Ronald John Vish and Gabor Paulke

Page 1 of 5

It is certified that error appears in the above-identified patent and that said Letters Patent is hereby corrected as shown below:

The title page showing illustrative figures should be deleted and substitute therefor the attached title page.

Delete Drawings Sheets 3 and substitute therefor the Drawing Sheets consisting of FIG 1-3 as shown on the attached pages.

Signed and Sealed this

Twenty-third Day of August, 2005

A handwritten signature in black ink on a light gray dotted background. The signature reads "Jon W. Dudas" in a cursive style.

JON W. DUDAS

Director of the United States Patent and Trademark Office

(12) **United States Design Patent** (10) Patent No.: **US D494,956 S**
Sabick et al. (45) Date of Patent: **** Aug. 24, 2004**

(54) **EARPHONE**
 (75) Inventors: **Gary Lester Sabick**, Schaumburg, IL (US); **Ronald John Vish**, West Roxbury, MA (US); **Gabor Paulke**, Boston, MA (US)
 (73) Assignee: **Shure Incorporated**, Niles, IL (US)
 (**) Term: **14 Years**
 (21) Appl. No.: **29/194,556**
 (22) Filed: **Nov. 26, 2003**
 (51) **LOC (7) Cl.** **14-01**
 (52) **U.S. Cl.** **D14/205; D14/142**
 (58) **Field of Search** **D14/142, 205, D14/206, 223; 379/420.04, 420.02, 430; 439/582, 502; 385/60, 80, 81, 78; D13/133, 154; 181/129, 149; 381/373**

<http://www.koss.com/koss/kossweb.nsf/02ProductPrint/P4?OpenDocument>.
<http://www.koss.com/koss/kossweb.nsf/02ProductPrint/StereoBudz?OpenDocument>.
http://www.jp.alwa.com/corporate/report/2002_e/hp-vx100e.html.
http://www.sonystyle.com/is-bin/INTERSHOP.enfinity/eCS/Store/en/-USD/SY_BrowseCatalog-Start;sid=LgEG2KngZJgG05b4.
<http://www.sel.sony.com/SEL/consumer/ss5/portable/accessories/fontoplartmear-budhead>

(List continued on next page.)

Primary Examiner—Paula A. Greene
 (74) *Attorney, Agent, or Firm*—Banner & Witcoff, Ltd.

(57) **CLAIM**

An ornamental design for an earphone, as shown and described.

(56) **References Cited**

U.S. PATENT DOCUMENTS

5,176,536 A * 1/1993 Ganger et al. 439/582
 5,687,230 A * 11/1997 Olausson et al. 379/420.02
 D430,547 S * 9/2000 Yoon D14/142
 6,198,821 B1 * 3/2001 Yang 379/420.04
 D450,298 S * 11/2001 Suzuki D13/133
 D471,155 S * 3/2003 Cheng D13/133
 D480,050 S * 9/2003 Darrow et al. D13/133

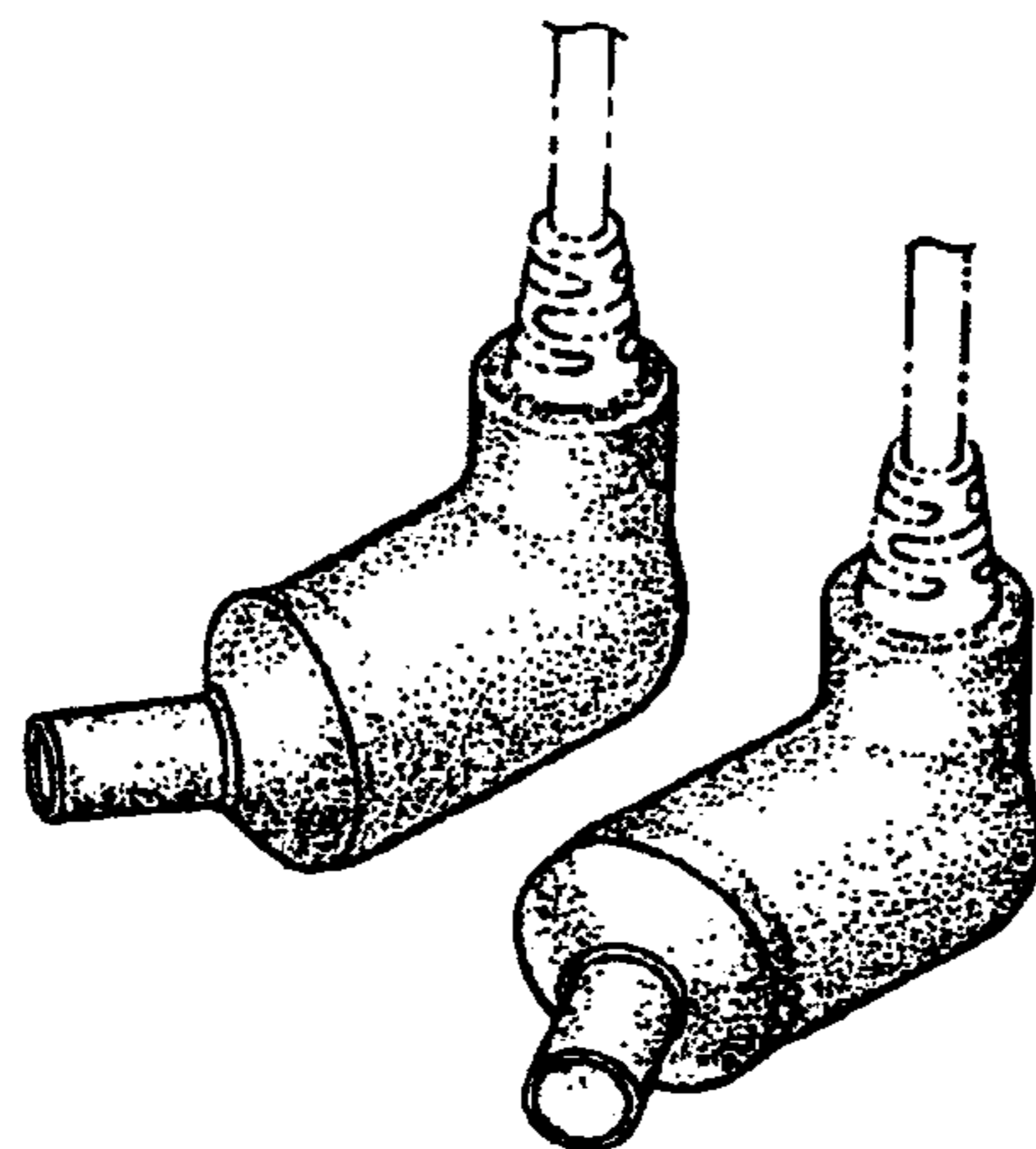
OTHER PUBLICATIONS

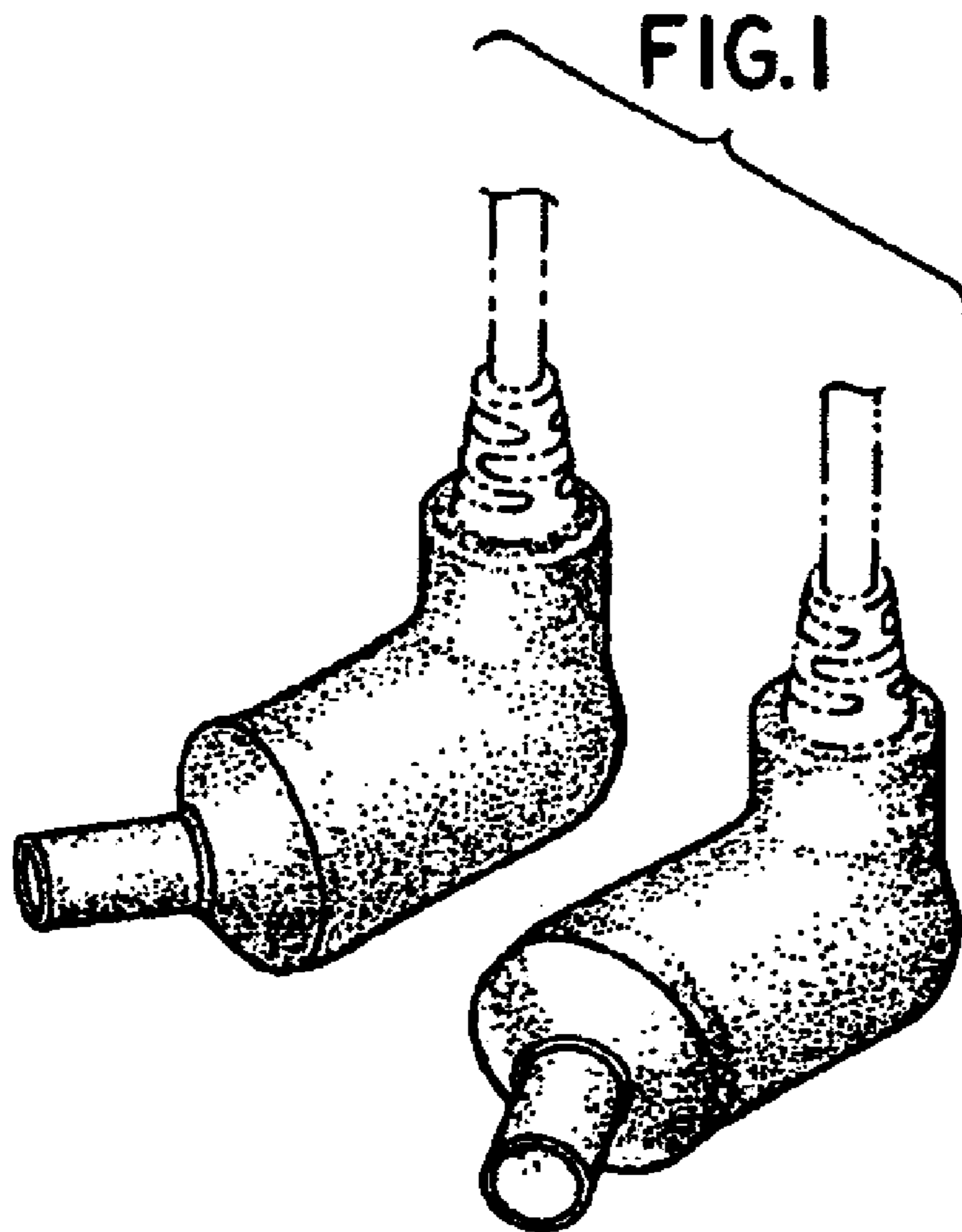
<http://www.etymotic.com/musicians/er6more.html>.
http://www.etymotic.com/product_list/product_list_summary.asp?product_numberER-6.
<http://www.etymotic.com/musicians/er4more.html>.
http://www.etymotic.com/product_list/product_list_summary.asp?product_numberER-4P.
<http://www.koss.com/koss/kossweb.nsf/02ProductPrint/THEPLUG?OpenDocument>.
<http://www.koss.com/koss/kossweb.nsf/02ProductPrint/KSC19?OpenDocument>.

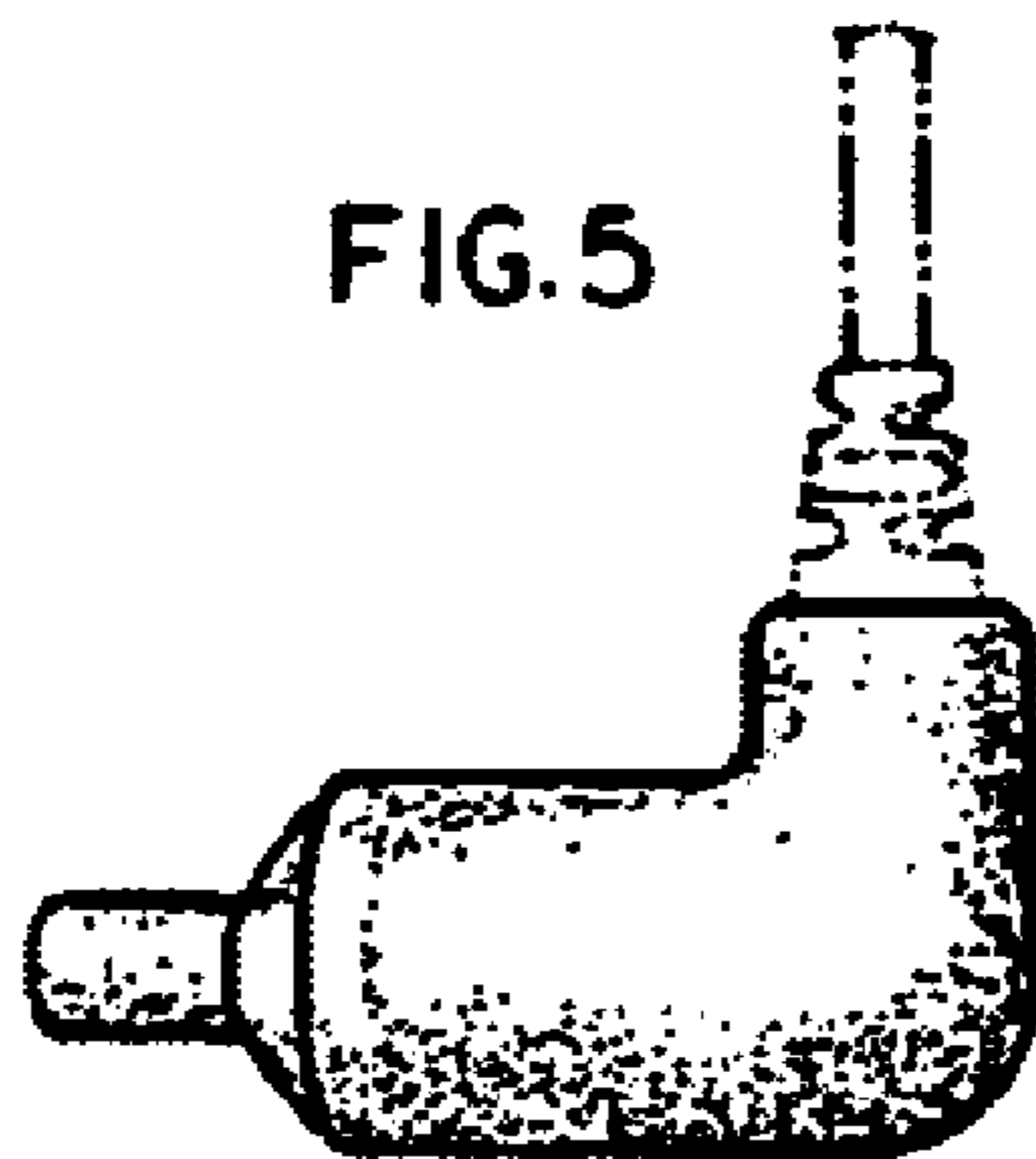
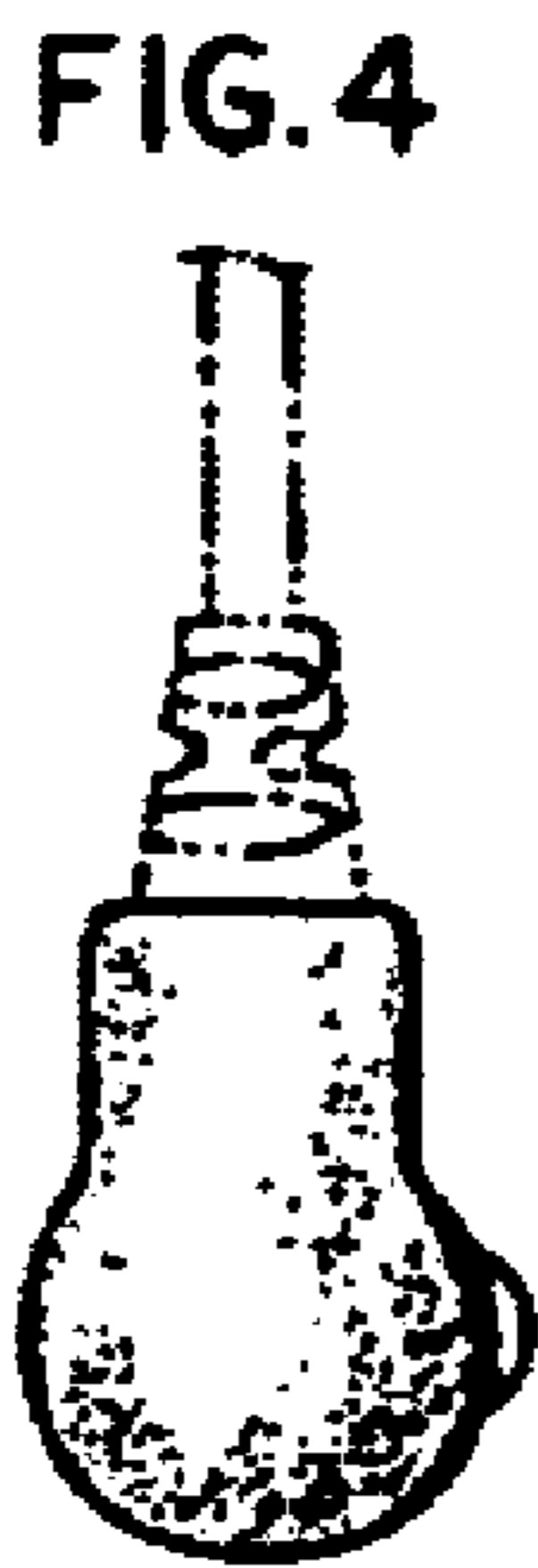
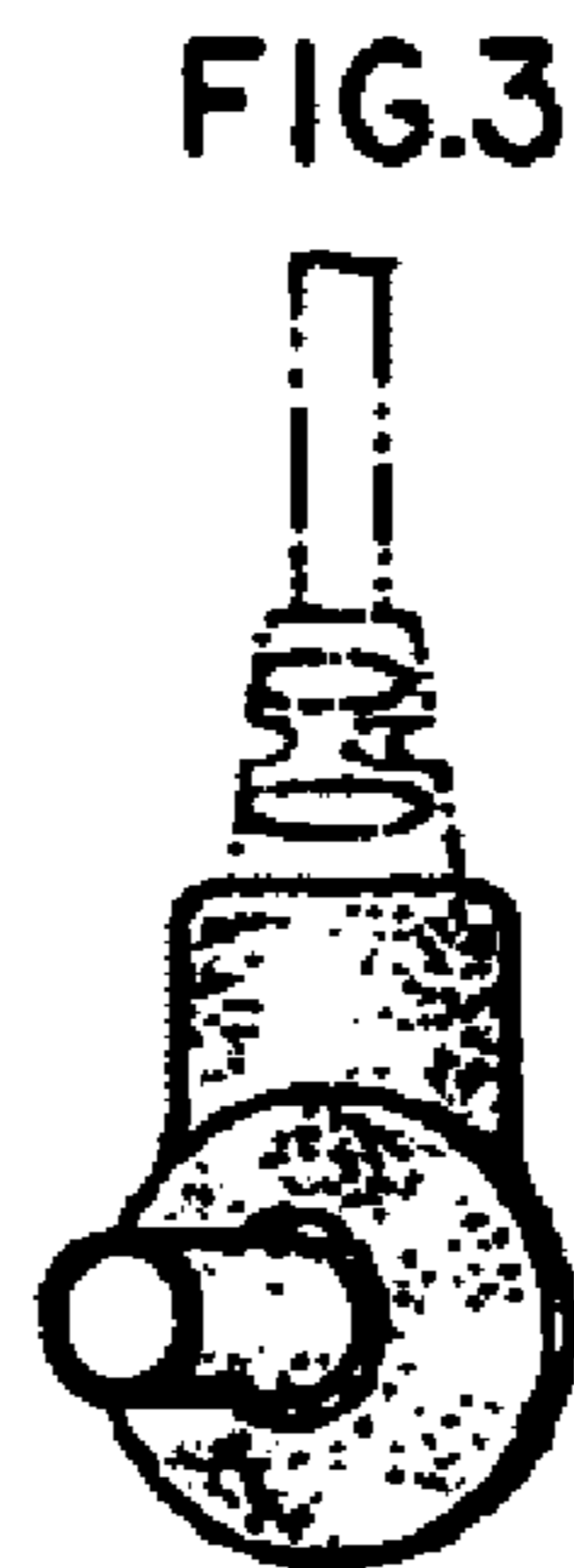
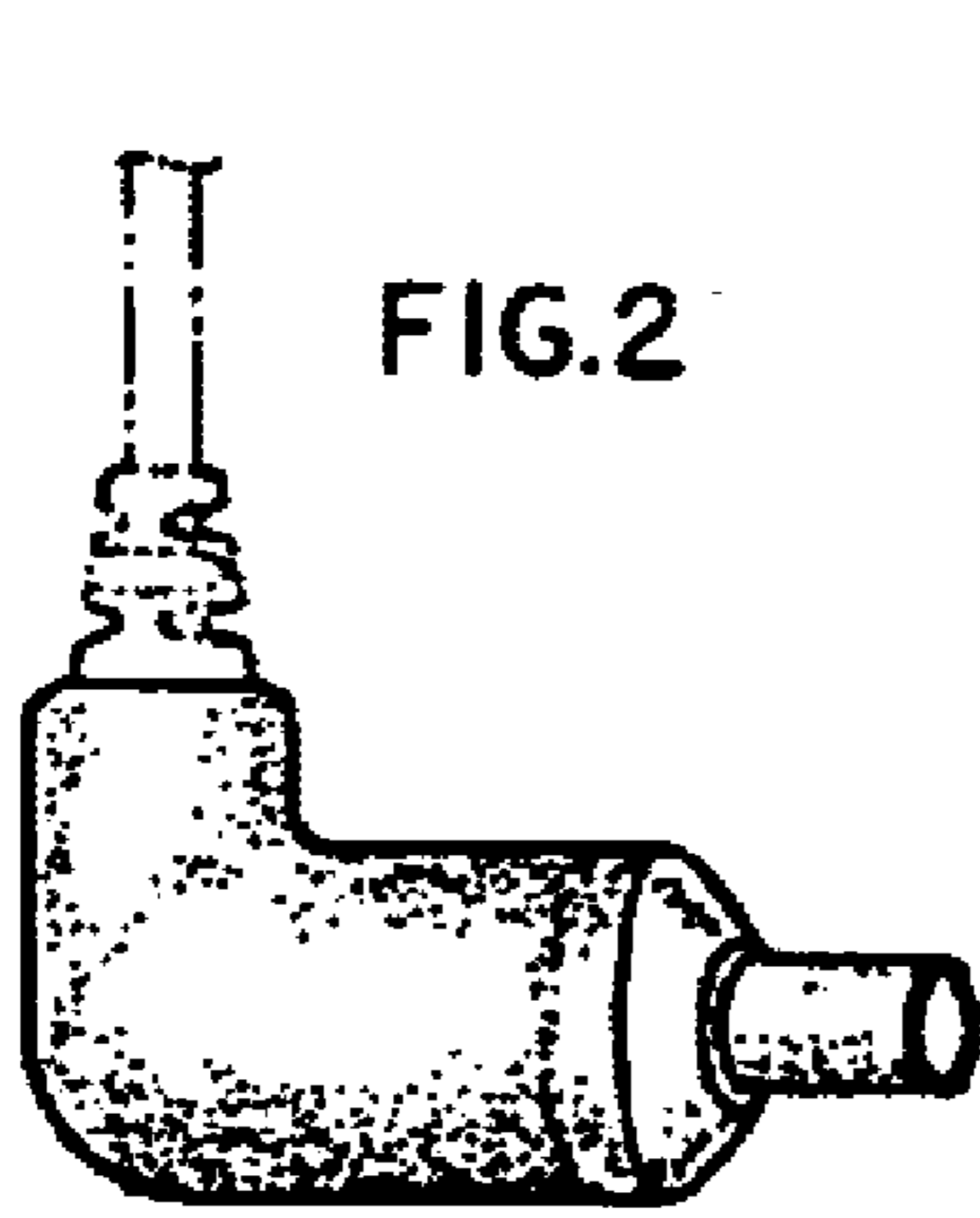
DESCRIPTION

FIG. 1 is an isometric view of the earphone design having mirror image right and left earphone earpieces;
 FIG. 2 is a right side view of the right earphone earpiece; the left earphone earpiece is a mirror image of the right earpiece;
 FIG. 3 is a front view of the right earphone earpiece; the left earphone earpiece is a mirror image of the right earpiece;
 FIG. 4 is a rear side view of the right earphone earpiece; the left earphone earpiece is a mirror image of the right earpiece;
 FIG. 5 is a left view of the right earphone earpiece; the left earphone earpiece is a mirror image of the right earpiece;
 FIG. 6 is a front view of the right earphone earpiece; the left earphone earpiece is a mirror image of the right earpiece;
 and,
 FIG. 7 is a bottom view of the right earphone earpiece; the left earphone earpiece is a mirror image of the right earpiece.
 The broken lines in FIGS. 1 through 6 is for illustrative purposes only and forms no part of the claimed design.

1 Claim, 3 Drawing Sheets










FIG. 6




FIG. 7