

US00D494948S1

(12) **United States Design Patent**
Cho

(10) **Patent No.:** **US D494,948 S**

(45) **Date of Patent:** **** Aug. 24, 2004**

(54) **CELLULAR PHONE**

(75) **Inventor:** **Yoo Seok Cho, Seoul (KR)**

(73) **Assignee:** **LG Electronics Inc., Seoul (KR)**

(**) **Term:** **14 Years**

(21) **Appl. No.:** **29/186,145**

(22) **Filed:** **Jul. 11, 2003**

(30) **Foreign Application Priority Data**

Jan. 13, 2003 (KR) 30-2003-0000862

(51) **LOC (7) Cl. 14-03**

(52) **U.S. Cl. D14/138**

(58) **Field of Search** D14/137, 138,
D14/218, 147-148, 247-248, 144, 341-347;
379/433.01-433.13, 419, 434, 428.01-428.04,
420.01-420.04, 440; 455/550.1-90.3; D21/517;
D13/168; D18/2, 7; 345/168, 169

(56) **References Cited**

U.S. PATENT DOCUMENTS

D408,402 S	*	4/1999	Shimelfarb et al.	D14/138
D428,403 S	*	7/2000	Hyun	D14/138
D432,510 S	*	10/2000	Hyun	D14/138
D439,571 S	*	3/2001	Hyun	D14/138
D446,508 S	*	8/2001	Yoo et al.	D14/138
D447,741 S	*	9/2001	Lee et al.	D14/138
D449,284 S	*	10/2001	Kim et al.	D14/138
D455,135 S	*	4/2002	Hyun	D14/138
D458,594 S	*	6/2002	Jang	D14/138
D458,595 S	*	6/2002	Yin et al.	D14/138
D459,330 S	*	6/2002	Suzuki et al.	D14/138
D465,466 S	*	11/2002	Hyun	D14/138
D468,282 S	*	1/2003	Chen	D14/138
D475,689 S	*	6/2003	Shimazu et al.	D14/138

D477,295 S	*	7/2003	Chung	D14/138
D481,696 S	*	11/2003	Wei et al.	D14/138
D483,341 S	*	12/2003	Rausch et al.	D14/138
D484,479 S	*	12/2003	Park	D14/138
D485,249 S	*	1/2004	Liao et al.	D14/138
D485,817 S	*	1/2004	Liao et al.	D14/138
D486,464 S	*	2/2004	Lee	D14/138
D486,809 S	*	2/2004	Hwang	D14/138
D486,810 S	*	2/2004	Chung	D14/138
2003/0096582 A1	*	5/2003	Kim	455/90

FOREIGN PATENT DOCUMENTS

JP 1185425 S * 9/2003

* cited by examiner

Primary Examiner—Jeffrey Asch

(74) *Attorney, Agent, or Firm*—Birch, Stewart, Kolasch & Birch, LLP

(57) **CLAIM**

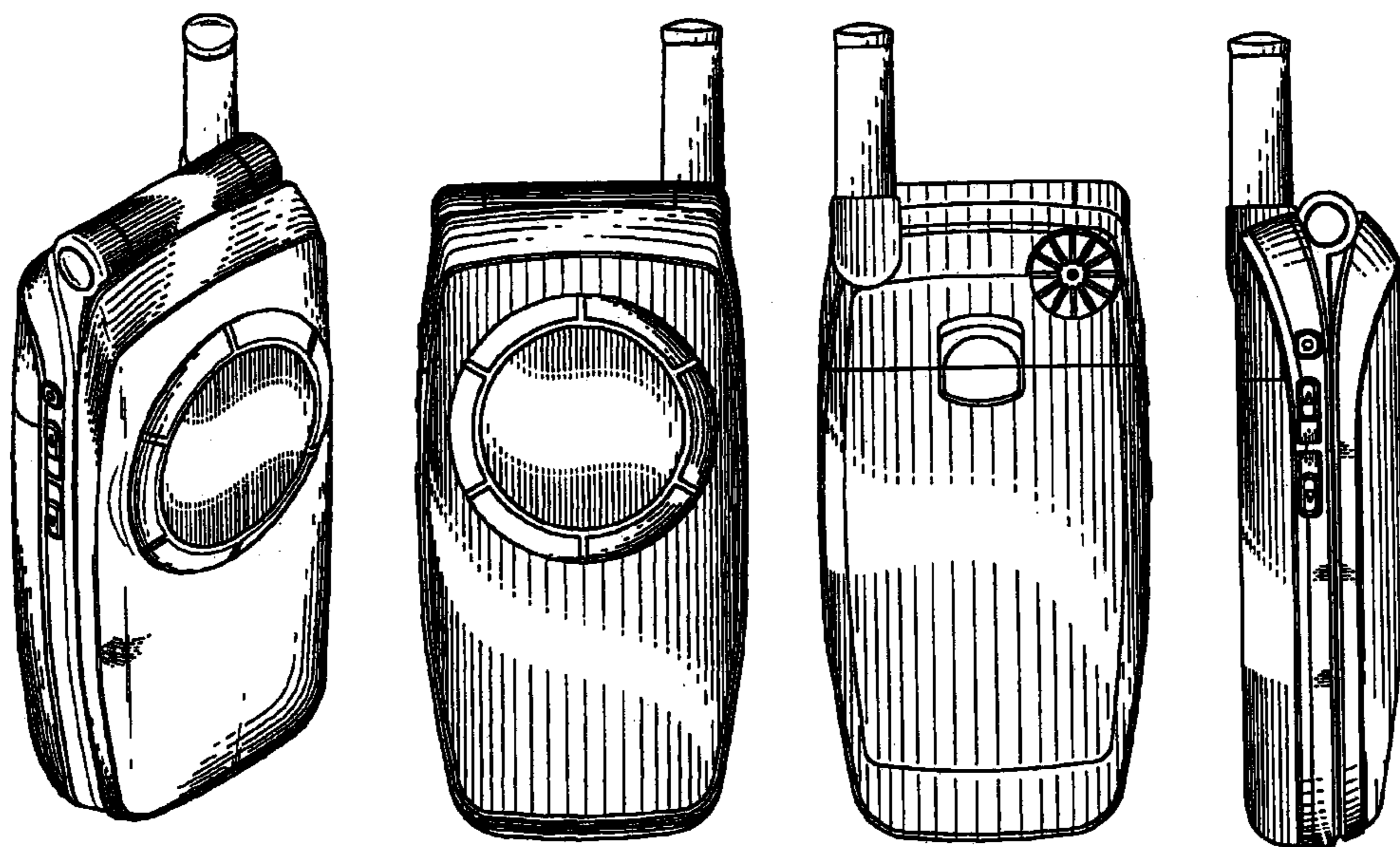
The ornamental design for a cellular phone, as shown and described.

DESCRIPTION

FIG. 1 is a front perspective view of the cellular phone showing my new design;
FIG. 2 is a front view thereof;
FIG. 3 is a rear view thereof;
FIG. 4 is a left side view thereof;
FIG. 5 is a right side view thereof;
FIG. 6 is a top view thereof;
FIG. 7 is a bottom view thereof; and,
FIG. 8 is a reference view of the cellular phone in an open position.

The features shown in broken lines do not form part of the claimed design.

1 Claim, 7 Drawing Sheets



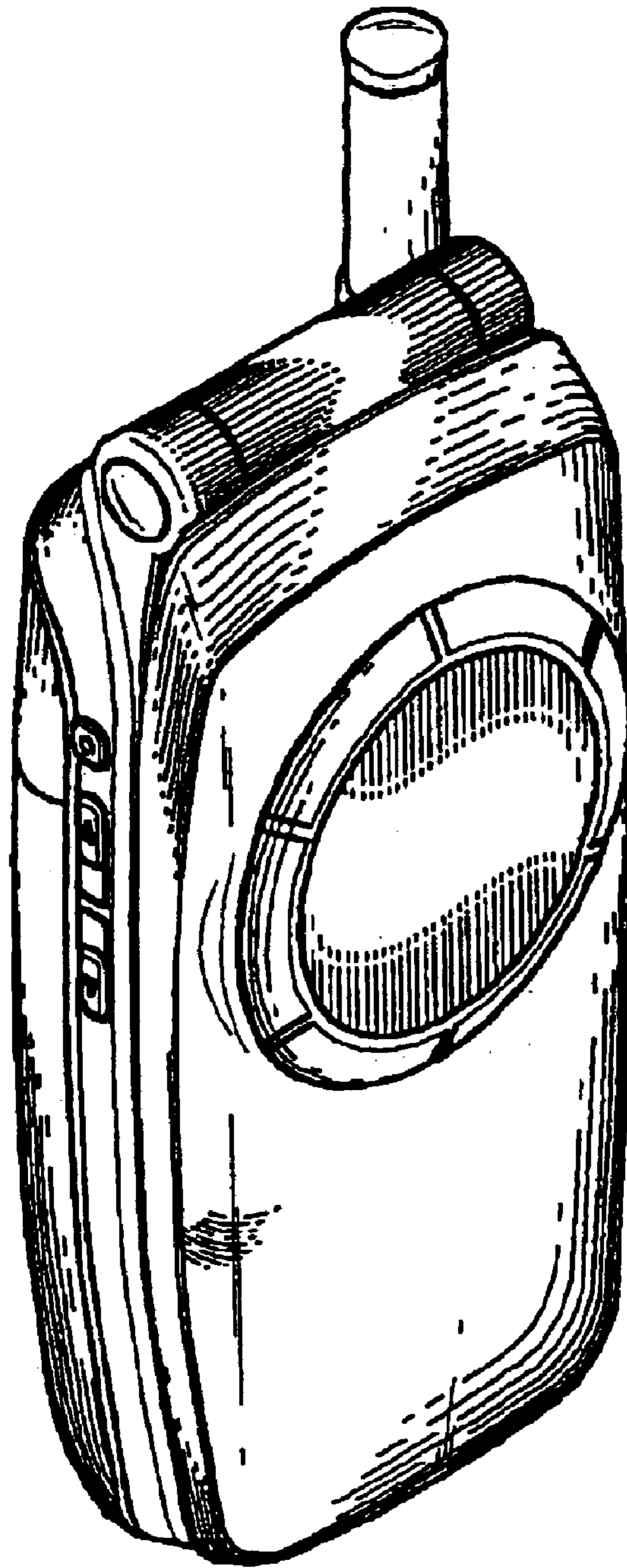


FIG. 1

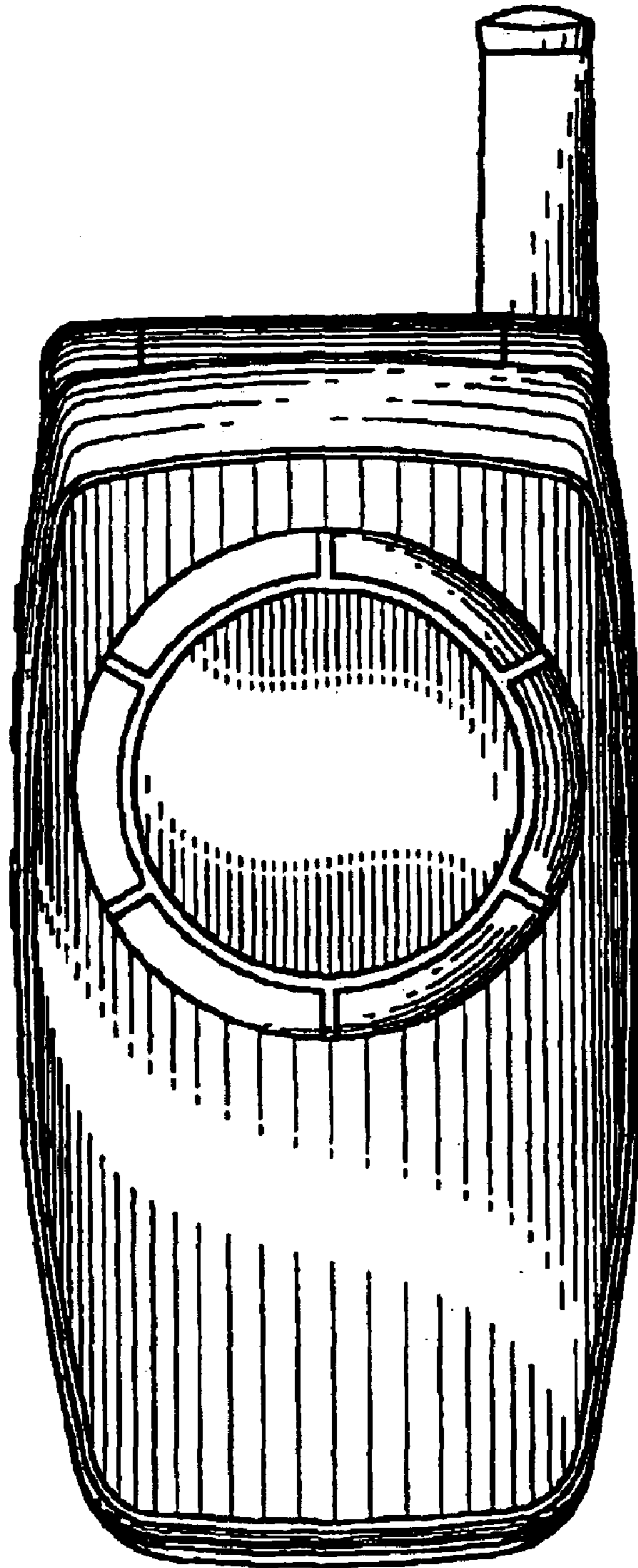


FIG. 2

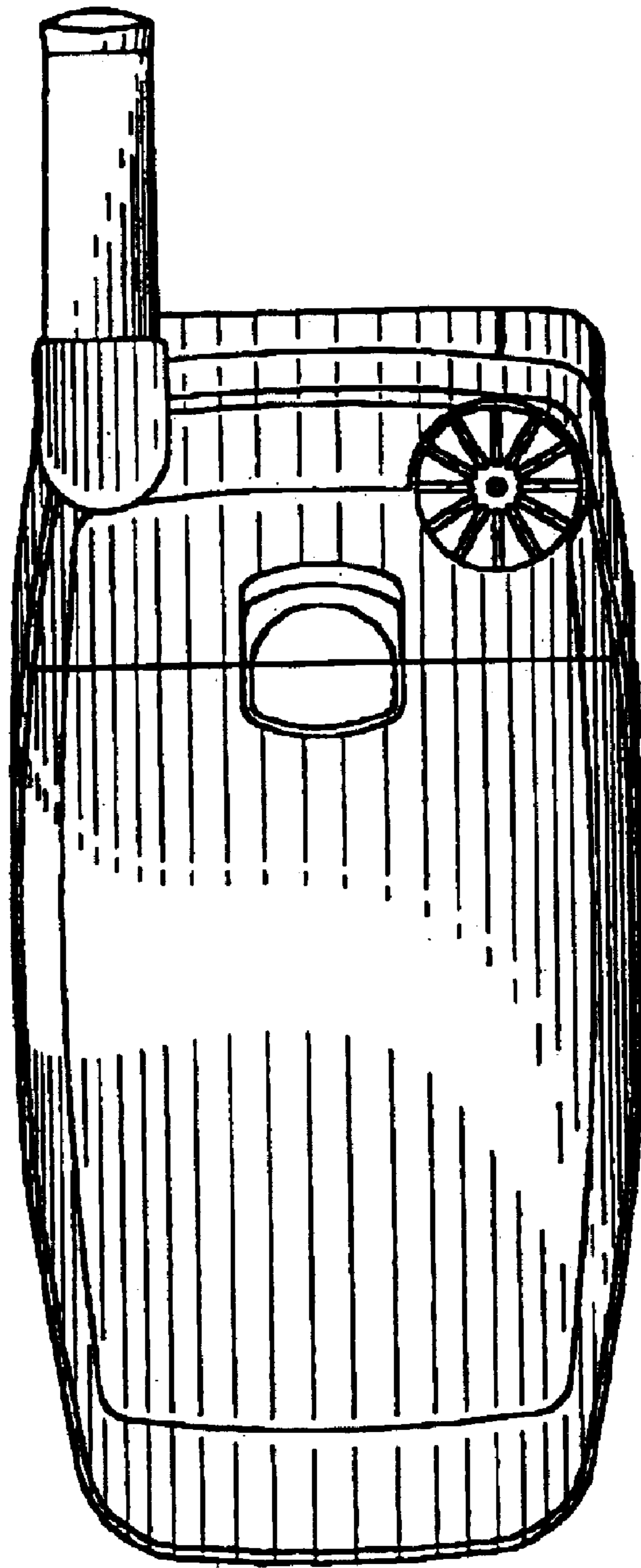


FIG. 3

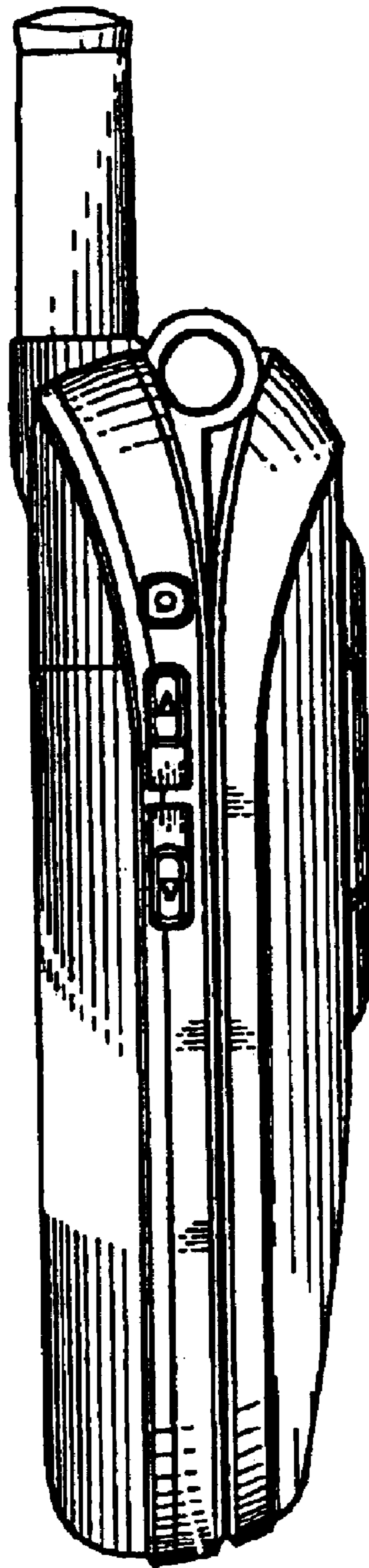


FIG. 4




FIG. 5




FIG. 6




FIG. 7

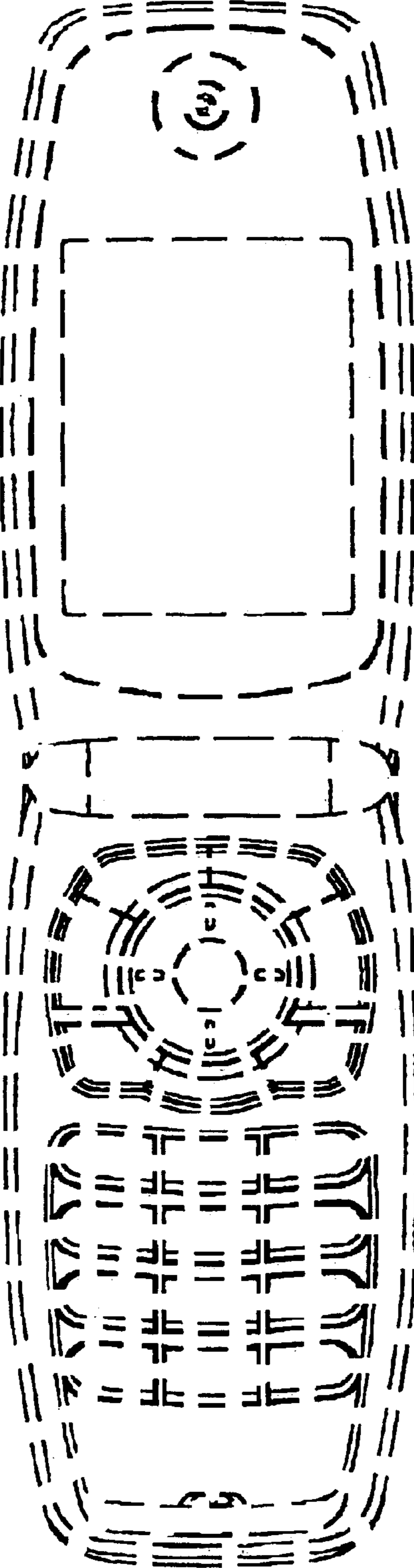


FIG. 8