



US00D494946S1

(12) **United States Design Patent**
Rausch et al.

(10) **Patent No.:** **US D494,946 S**
(45) **Date of Patent:** **** Aug. 24, 2004**

(54) **COMMUNICATION DEVICE**

(75) Inventors: **Kevin A. Rausch**, Cary, IL (US); **Joel Soto**, Maywood, IL (US)

(73) Assignee: **Motorola, Inc.**, Schaumburg, IL (US)

(**) Term: **14 Years**

(21) Appl. No.: **29/178,807**

(22) Filed: **Apr. 1, 2003**

(51) **LOC (7) Cl.** **14-03**

(52) **U.S. Cl.** **D14/138**

(58) **Field of Search** D14/137, 138,
D14/218, 147-148, 247-248, 144, 240,
242, 341-347, 257; 379/433.01-433.13,
419, 434, 428.01-428.04, 420.01-420.04,
440; 455/550.1-90.3; D21/517

(56) **References Cited**

U.S. PATENT DOCUMENTS

D440,955 S	*	4/2001	Tanaka et al.	D14/138
D445,101 S	*	7/2001	Lee et al.	D14/138
D445,412 S	*	7/2001	Lee et al.	D14/138
6,254,249 B1	*	7/2001	Kim et al.	362/109
D446,201 S	*	8/2001	Kim	D14/138
D456,792 S	*	5/2002	Lee et al.	D14/138
D458,594 S	*	6/2002	Jang	D14/138
D459,329 S	*	6/2002	Suzuki et al.	D14/138
D463,386 S	*	9/2002	Chun et al.	D14/138
D468,282 S	*	1/2003	Chen	D14/138
D469,070 S	*	1/2003	Lee	D14/138

D475,688 S	*	6/2003	Pierce et al.	D14/138
D475,689 S	*	6/2003	Shimazu et al.	D14/138
D475,986 S	*	6/2003	Ng et al.	D14/138
D476,302 S	*	6/2003	Hwang et al.	D14/138
D477,296 S	*	7/2003	Minamide	D14/138
D478,056 S	*	8/2003	Koo et al.	D14/138
D481,697 S	*	11/2003	Rausch et al.	D14/138
D483,341 S	*	12/2003	Rausch et al.	D14/138
D483,342 S	*	12/2003	Lee et al.	D14/138

* cited by examiner

Primary Examiner—Jeffrey Asch

(74) *Attorney, Agent, or Firm*—Design IP

(57) **CLAIM**

The ornamental design for a communication device, as shown and described.

DESCRIPTION

FIG. 1 is a perspective view of an ornamental design of a communication device showing our new design in a closed position.

FIG. 2 is a left side orthographic view thereof.

FIG. 3 is a front orthographic view thereof.

FIG. 4 is a right side orthographic view thereof.

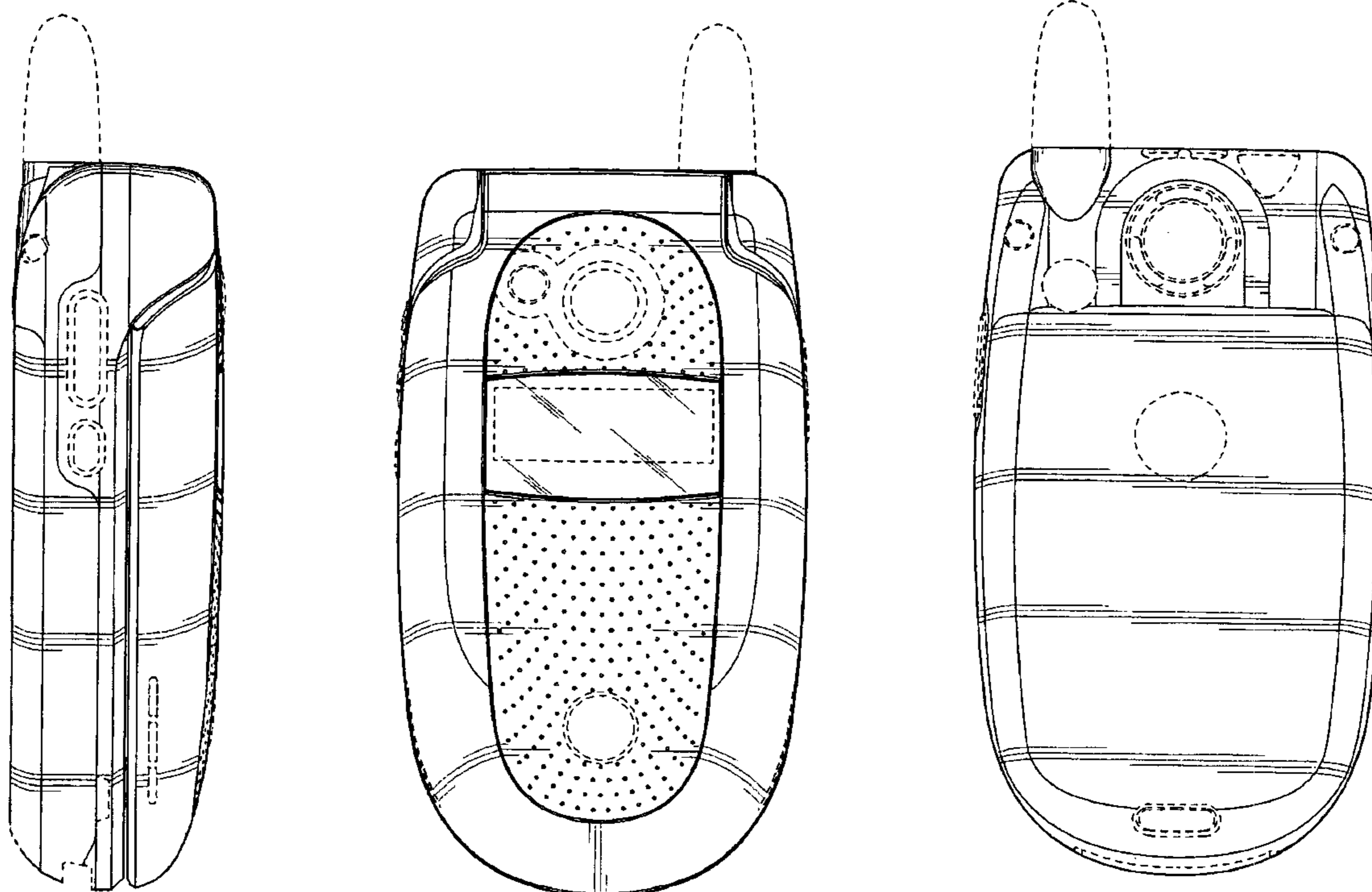
FIG. 5 is a rear orthographic view thereof.

FIG. 6 is a top orthographic view thereof; and,

FIG. 7 is a bottom orthographic view thereof.

The broken lines shown in FIGS. 1-7 are included for the purpose of illustrating environmental elements only and form no part of the claimed design.

1 Claim, 4 Drawing Sheets



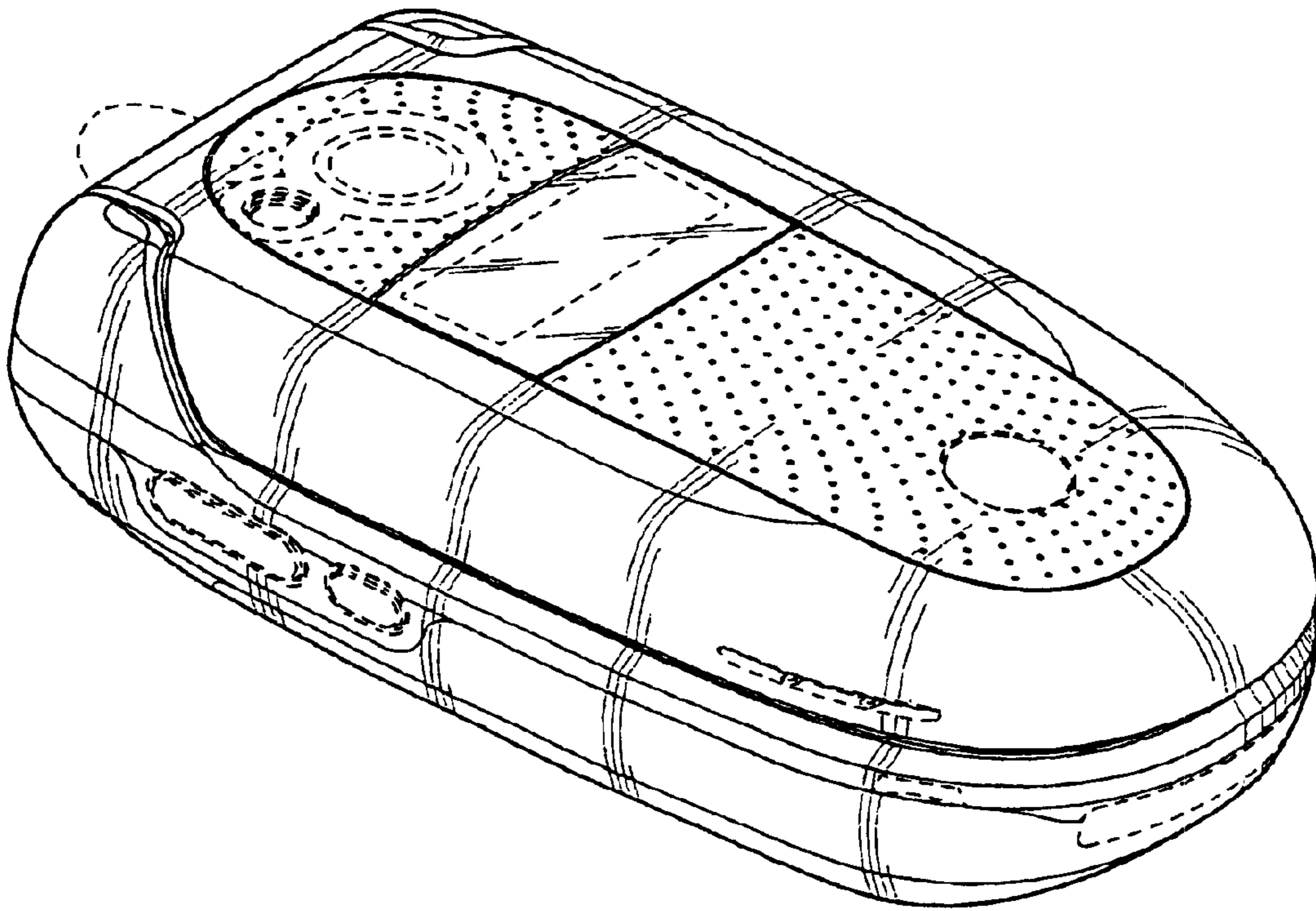


FIG. 1

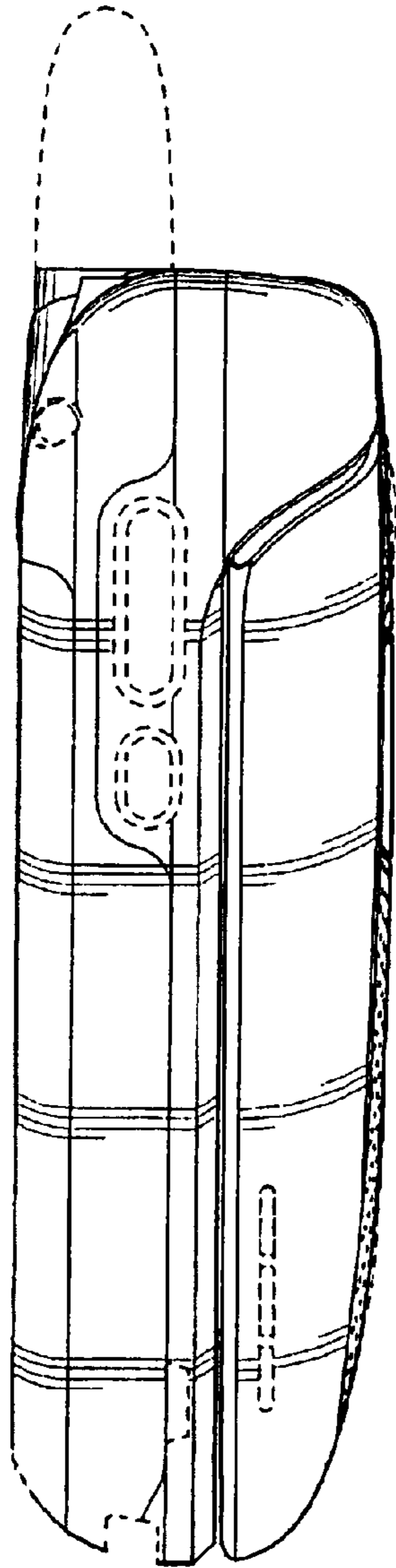


FIG. 2

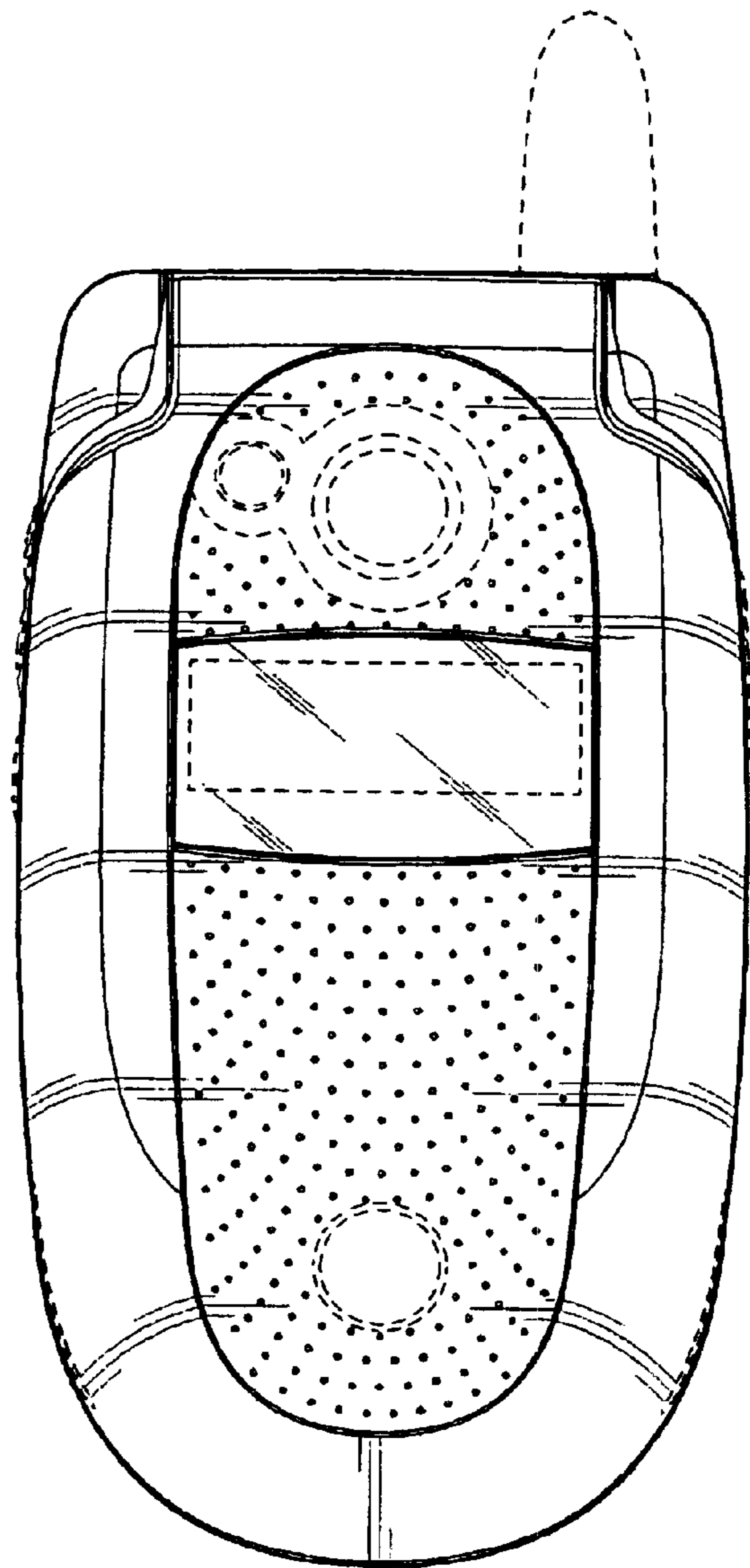


FIG. 3

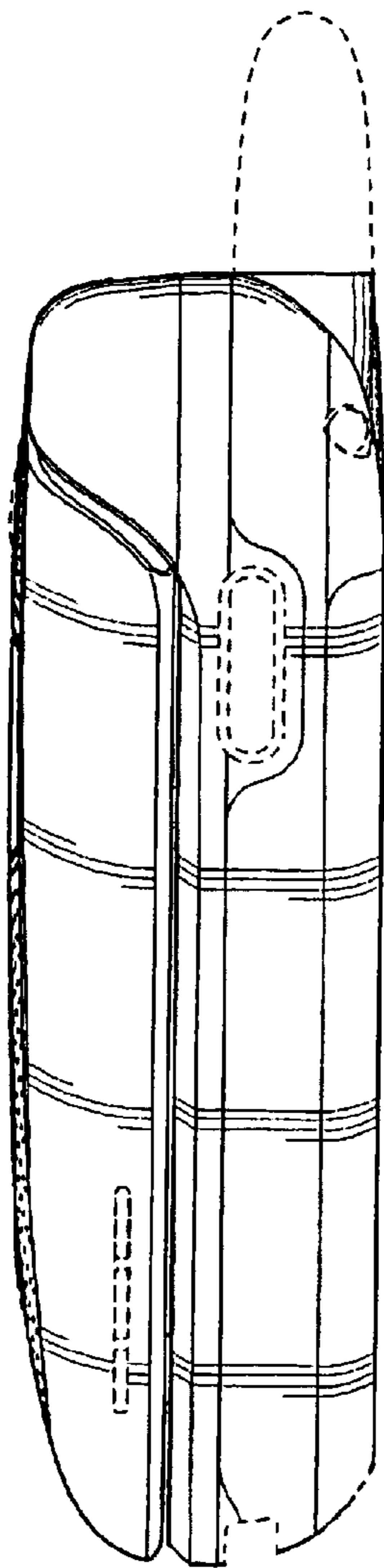


FIG. 4

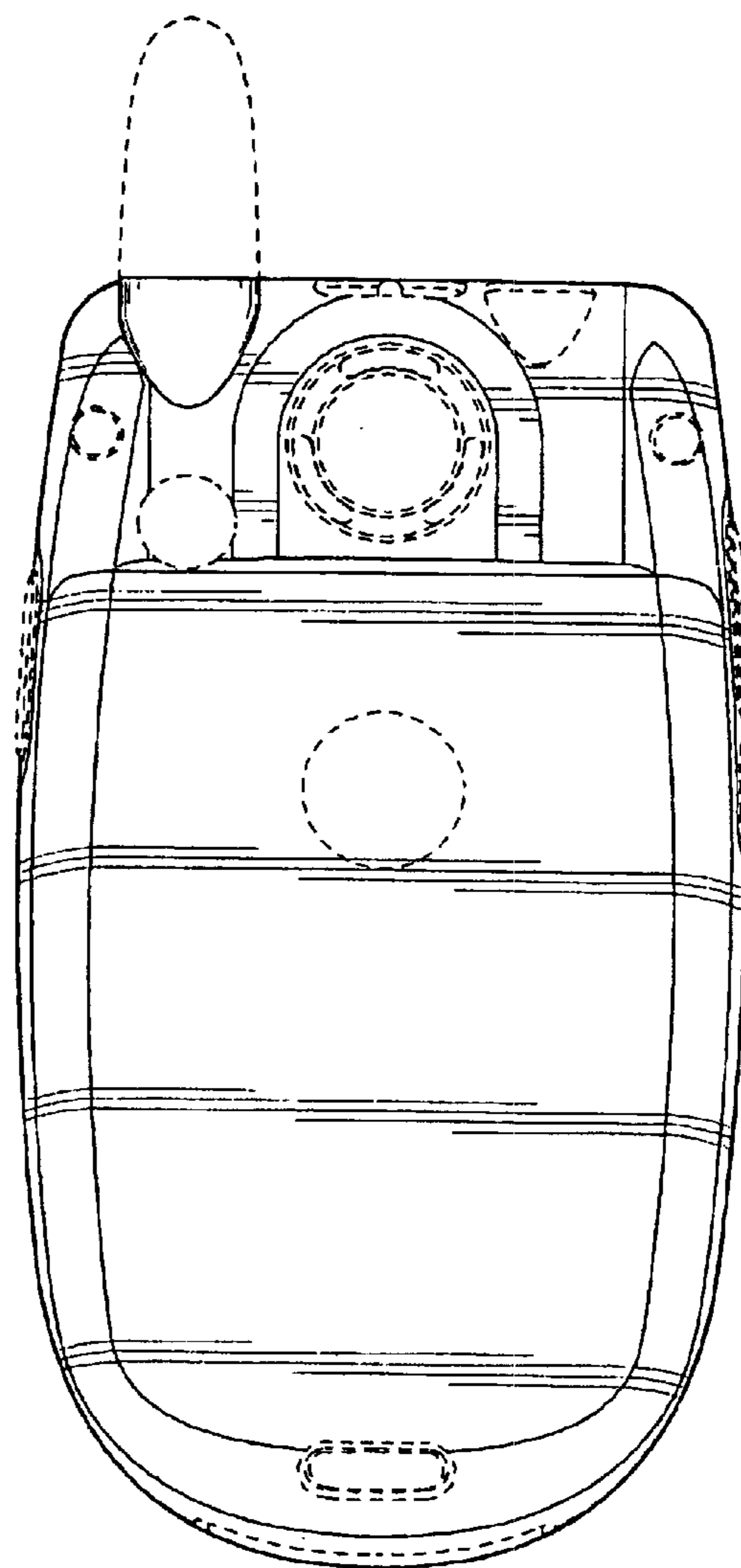


FIG. 5

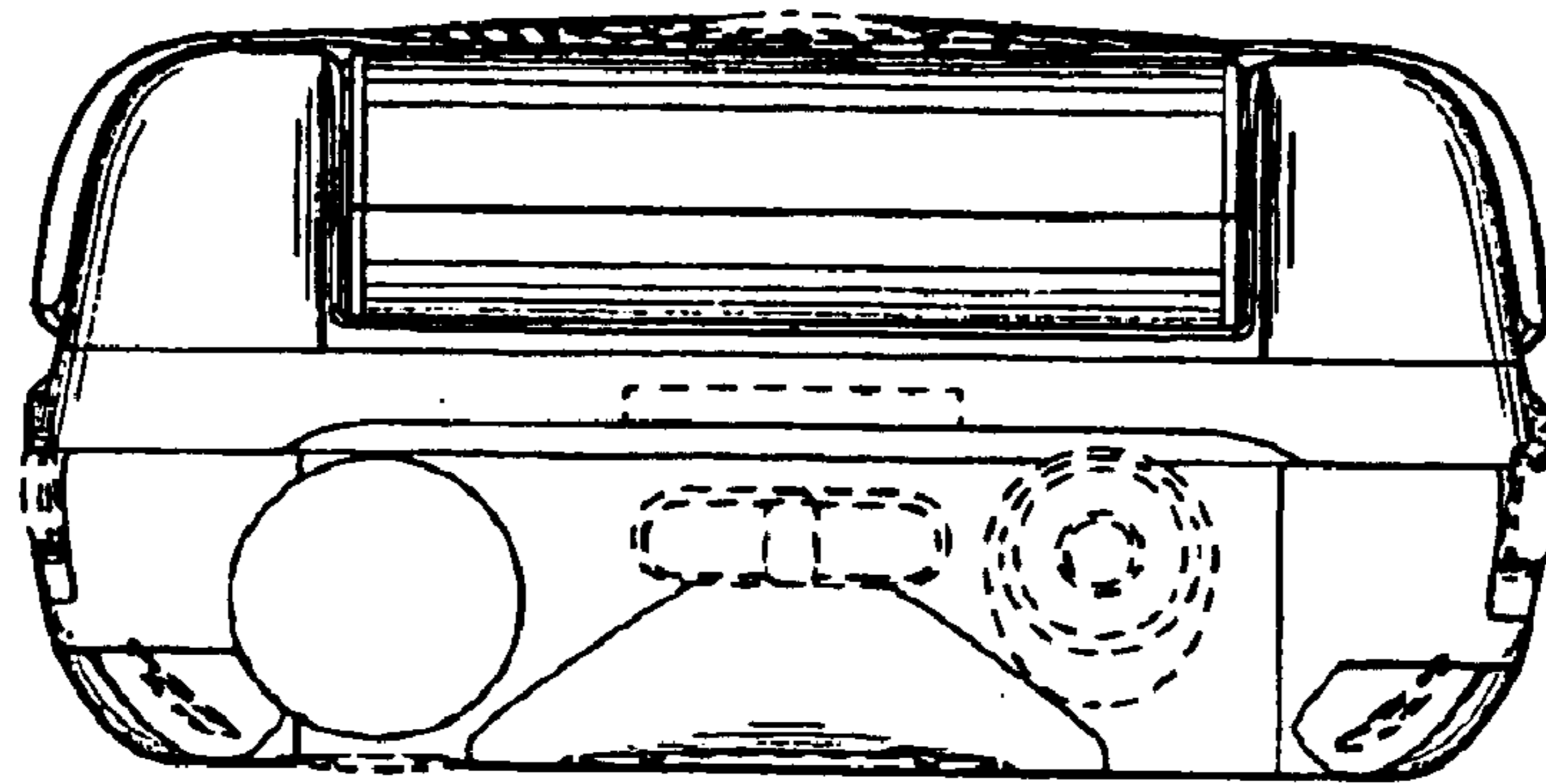


FIG. 6

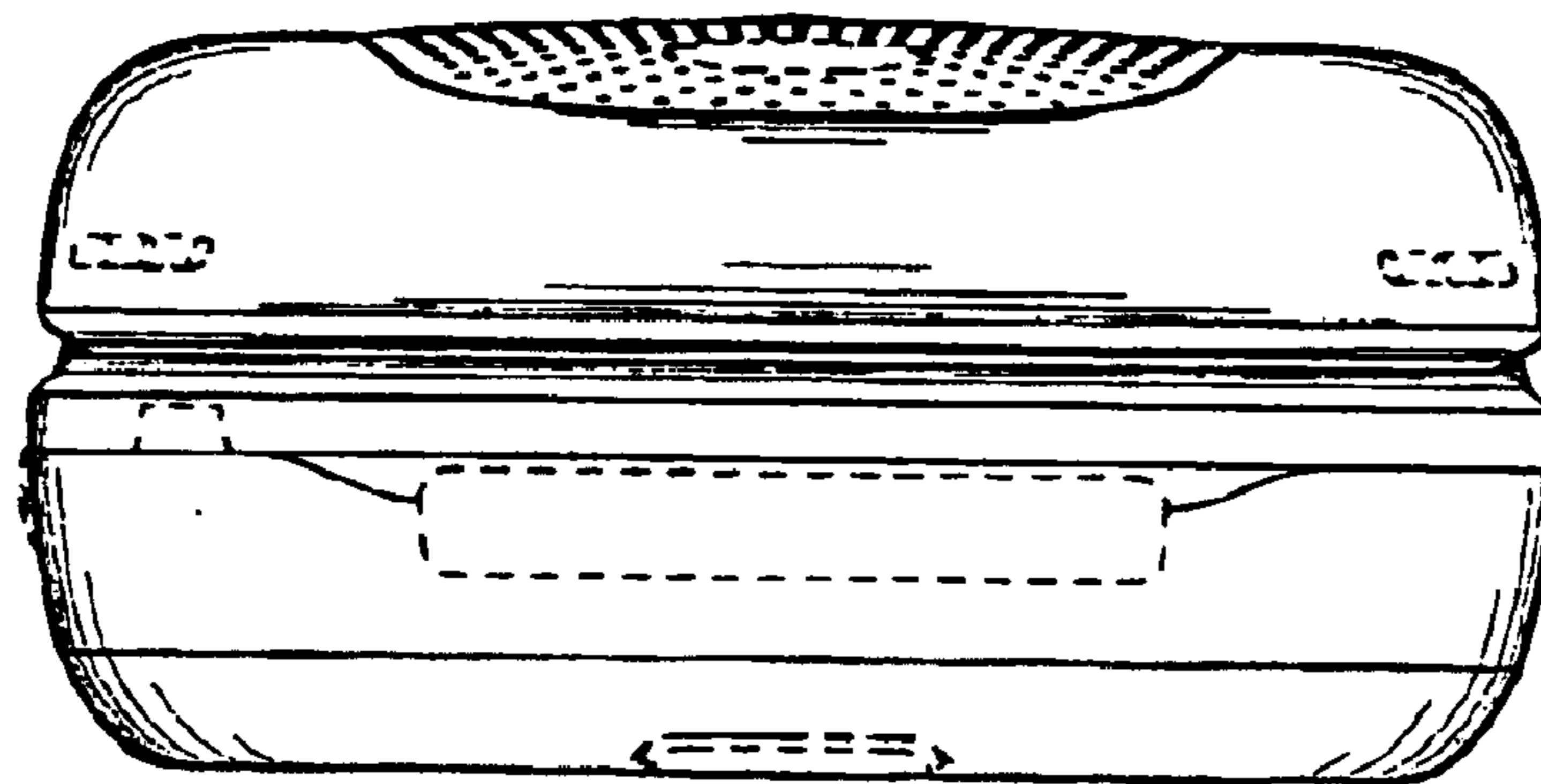


FIG. 7