



US00D494937S1

(12) **United States Design Patent** (10) **Patent No.:** **US D494,937 S**
You et al. (45) **Date of Patent:** **** Aug. 24, 2004**

(54) **UNIVERSAL REMOTE CONTROL**

(75) Inventors: **Jak Hee You**, New Rochelle, NY (US);
Chang Kuk Park, New Rochelle, NY
(US); **Andrew Zoolakis**, Carlsbad, CA
(US); **Eui Chun Lee**, Kumi (KR)

(73) Assignee: **Universal Remote Control, Inc.**,
Harrison, NY (US)

(**) Term: **14 Years**

(21) Appl. No.: **29/173,806**

(22) Filed: **Jan. 7, 2003**

(51) **LOC (7) Cl.** **13-03**

(52) **U.S. Cl.** **D13/162**

(58) **Field of Search** D13/158, 162,
D13/164, 184; D10/46, 49, 50, 62, 96,
106; D14/115, 218; 200/5 R, 5 A; 340/825.22,
825.24, 825.29, 825.31, 825.72; 361/679,
680; 455/151.2, 151.3, 151.4; 700/18, 20,
25, 27, 32, 278

(56) **References Cited**

U.S. PATENT DOCUMENTS

D397,046 S * 8/1998 Oshizawa D10/65

D404,391 S * 1/1999 Herbstritt et al. D14/115
D436,931 S * 1/2001 Oliver et al. D13/162
D442,559 S * 5/2001 Marcomini D13/162
D463,379 S * 9/2002 Graceffa et al. D13/164
D464,948 S * 10/2002 Vasquez et al. D14/218

* cited by examiner

Primary Examiner—Philip S. Hyder

Assistant Examiner—Selina Sikder

(74) *Attorney, Agent, or Firm*—Ostrolenk, Faber, Gerb &
Soffen, LLP


(57) **CLAIM**

The ornamental design for a universal remote control, sub-
stantially as shown and described.

DESCRIPTION

FIG. 1 is a top view of the universal remote control;
FIG. 2 is the front view of the universal remote control;
FIG. 3 is a back view of the universal remote control;
FIG. 4 is a side view of the universal remote control; and,
FIG. 5 is a bottom view of the universal remote control.

1 Claim, 3 Drawing Sheets



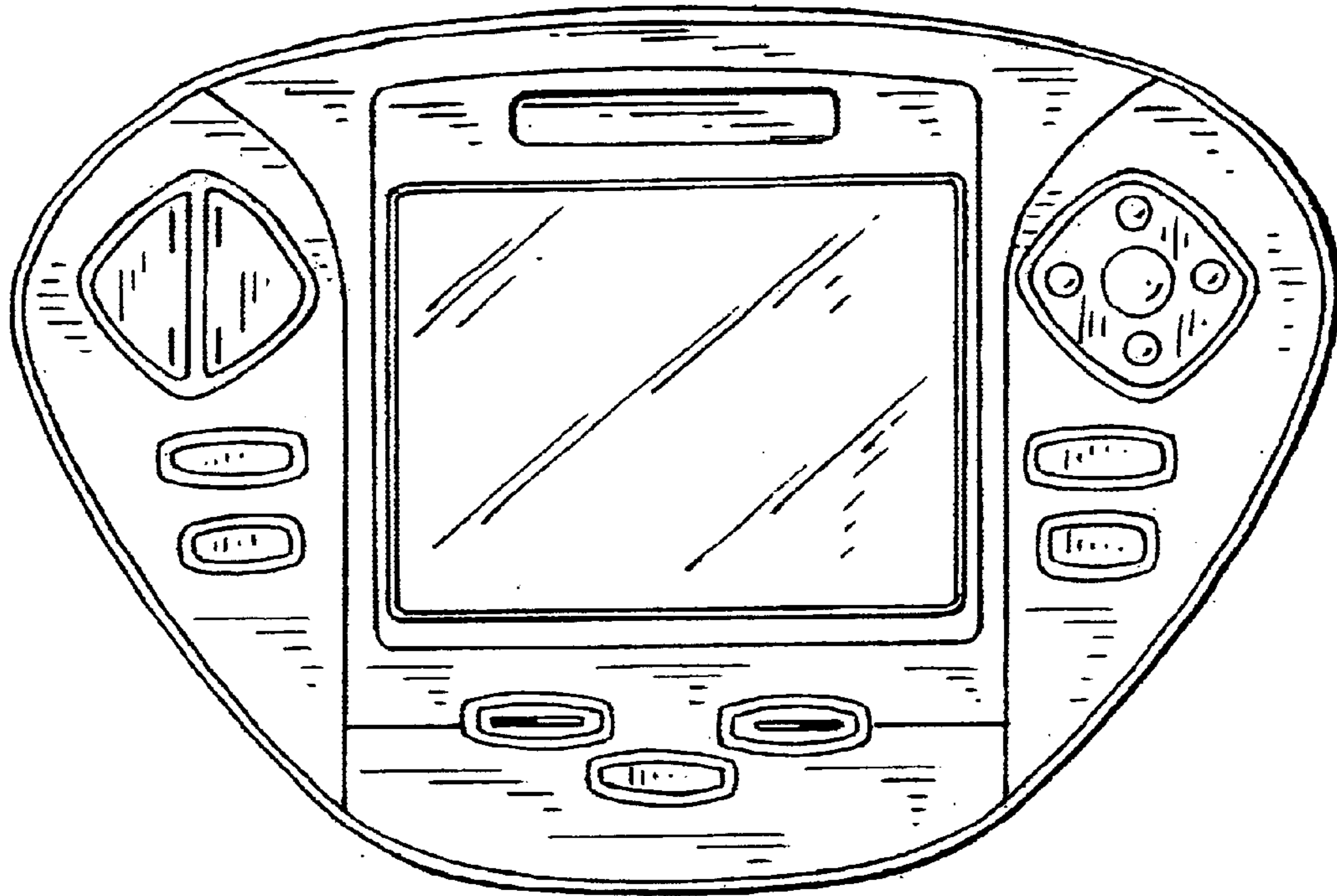


FIG. 1

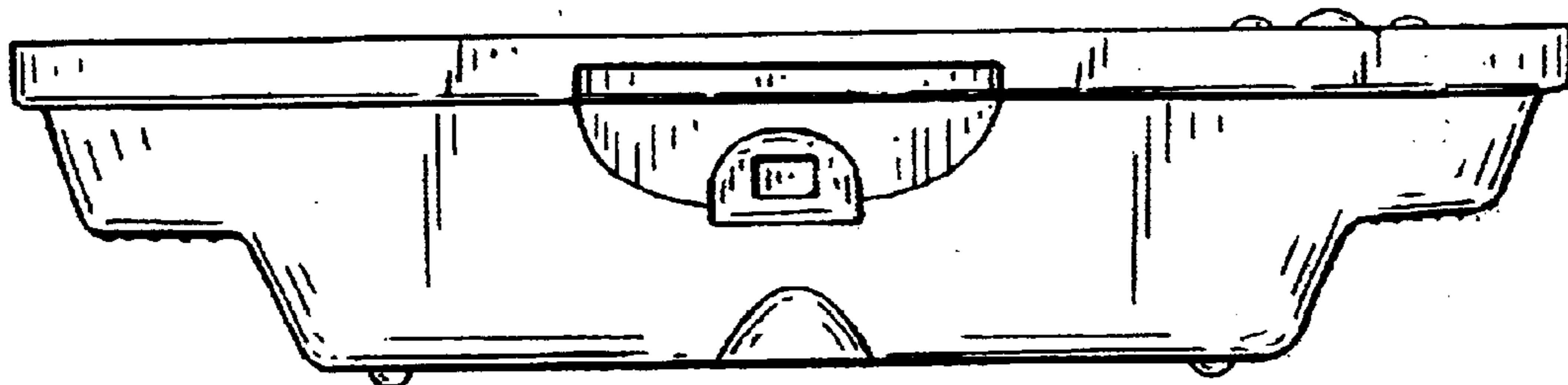


FIG. 2

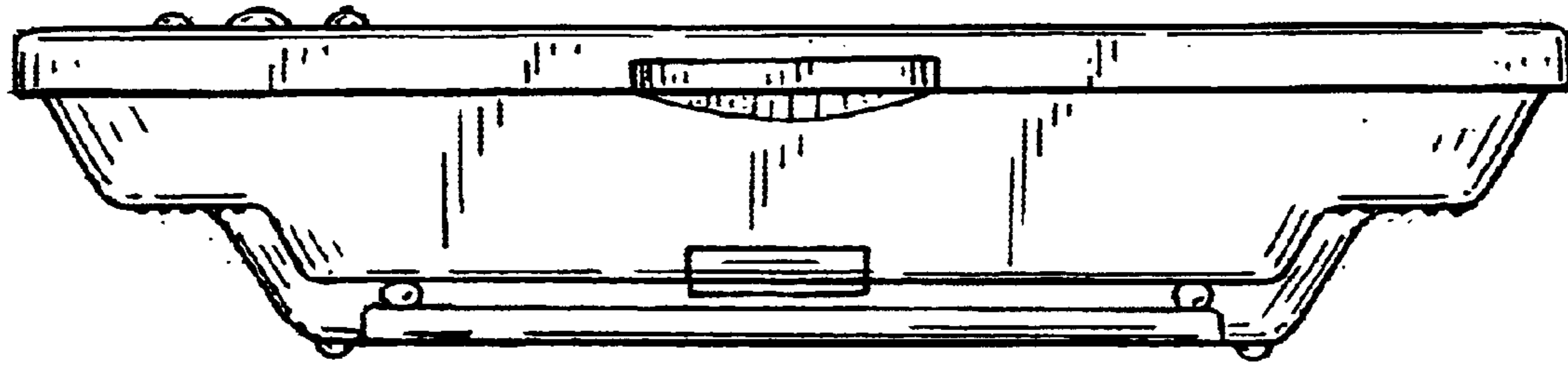


FIG 3

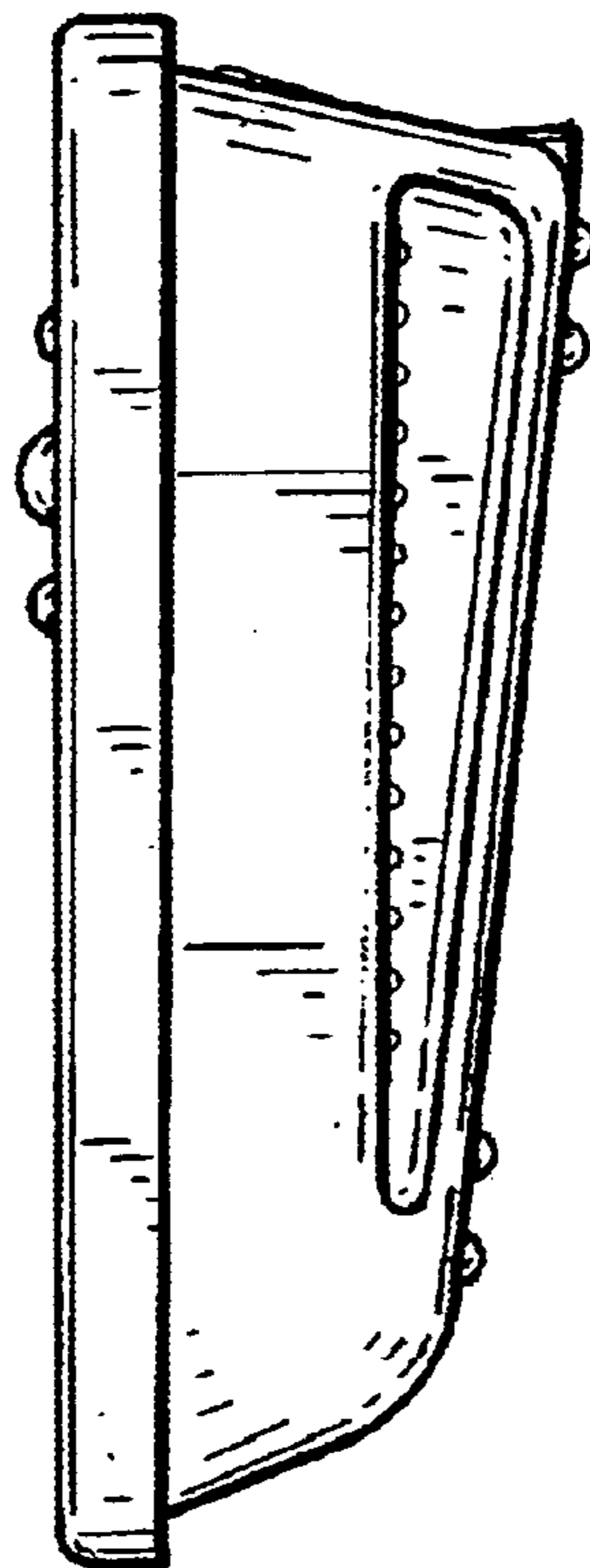


FIG 4

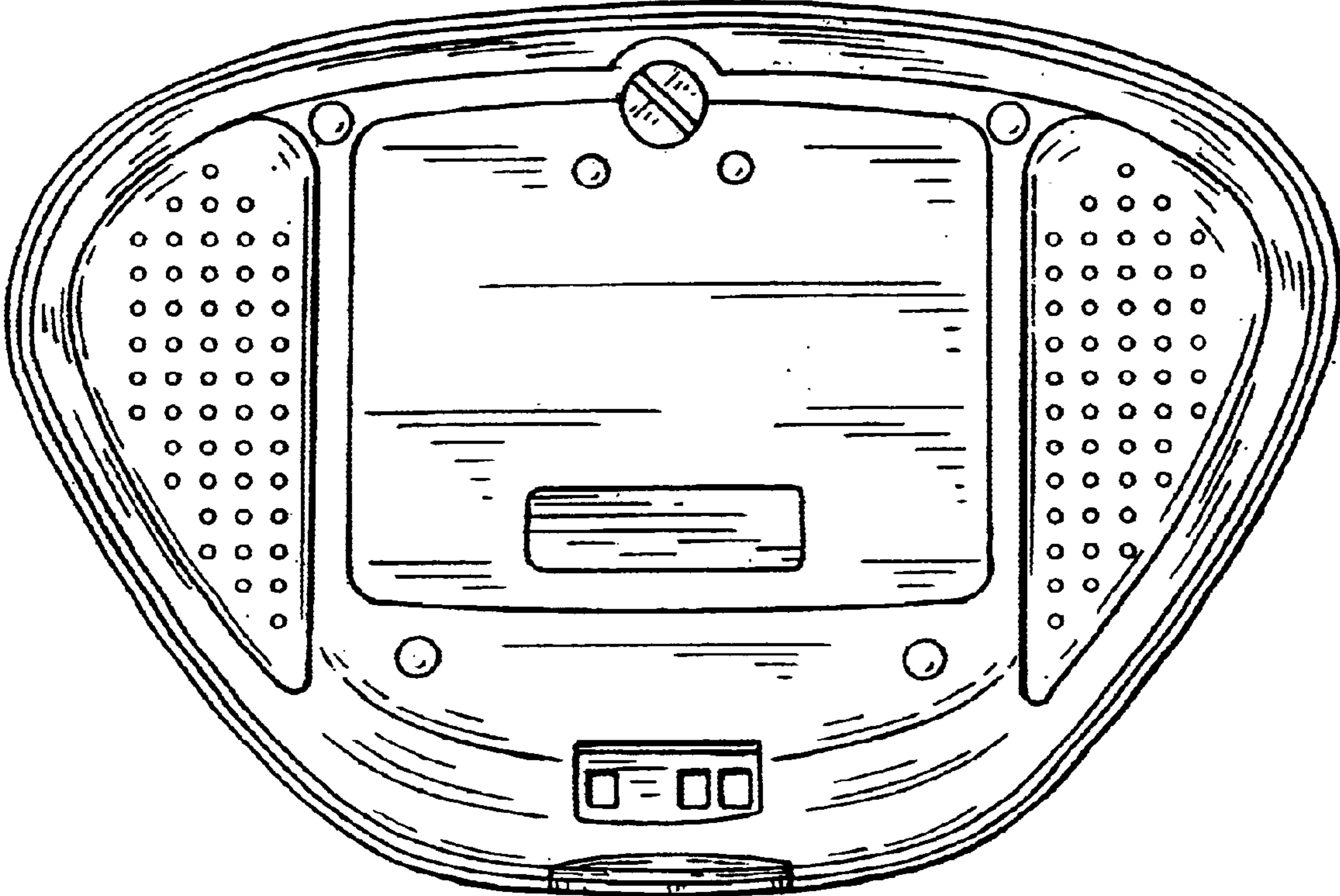


FIG 5