

US00D494914S1

(12) **United States Design Patent**
Elwell et al.

(10) **Patent No.:** **US D494,914 S**

(45) **Date of Patent:** **** Aug. 24, 2004**

- (54) **THREE STEP OVAL BAR FOR VEHICLE**
- (75) Inventors: **James P. Elwell**, Johnston, IA (US);
Ben F. Conkey, Nevada, IA (US)
- (73) Assignee: **Putco, Inc.**, Story City, IA (US)
- (**) Term: **14 Years**
- (21) Appl. No.: **29/192,715**
- (22) Filed: **Oct. 29, 2003**
- (51) **LOC (7) Cl.** **12-16**
- (52) **U.S. Cl.** **D12/203**
- (58) **Field of Search** D12/85, 87, 190,
D12/203; 180/190, 193, 182-185; 182/90-92;
238/14; 428/81-82; D25/62, 69

(56) **References Cited**

U.S. PATENT DOCUMENTS

4,935,638	A	*	6/1990	Straka	280/164.1
4,943,085	A	*	7/1990	Straka	280/770
D320,592	S	*	10/1991	Straka	D12/190
5,713,589	A	*	2/1998	Delgado et al.	280/163
5,829,774	A	*	11/1998	Klemp	280/507
6,050,579	A	*	4/2000	Selland et al.	280/163
D444,754	S	*	7/2001	Storer	D12/203
6,409,193	B2	*	6/2002	Bernard	280/163
D463,345	S	*	9/2002	Cipolla	D12/203
2003/0160417	A1	*	8/2003	Kayne	280/163

2003/0178805 A1 * 9/2003 Elrod 280/163
2003/0222423 A1 * 12/2003 Weir 280/163

OTHER PUBLICATIONS

“PUTCO BOSS BARS”, a PUTCO brochure, published before Oct. 1, 2002.

* cited by examiner

Primary Examiner—Robert M. Spear

(74) *Attorney, Agent, or Firm*—McKee, Voorhees & Sease, P.L.C.

(57) **CLAIM**

We claim the ornamental design for a three step oval bar for vehicle or similar article, substantially as shown.

DESCRIPTION

FIG. 1 is a perspective view of the design for a three step oval bar for vehicle.

FIG. 2 is a top plan view thereof.

FIG. 3 is an end elevational view thereof taken from the right end of FIG. 1.


FIG. 4 is a front elevational view thereof.

FIG. 5 is a rear elevational view thereof.

FIG. 6 is a bottom view thereof; and,

FIG. 7 is a sectional view taken along line 7—7 of FIG. 2 showing the oval shape of the tube which is not readily shown in the other figures.

1 Claim, 3 Drawing Sheets



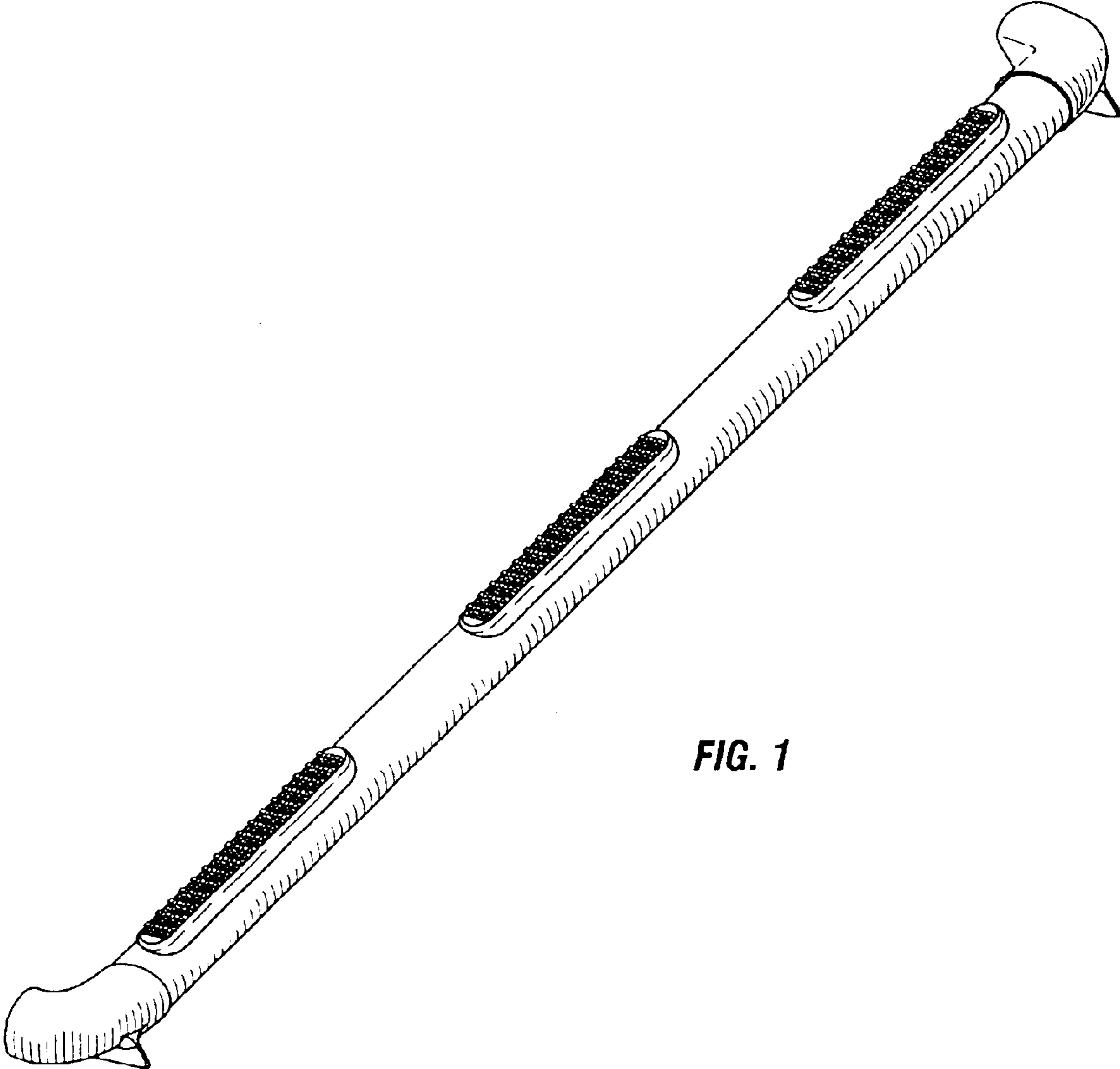


FIG. 1

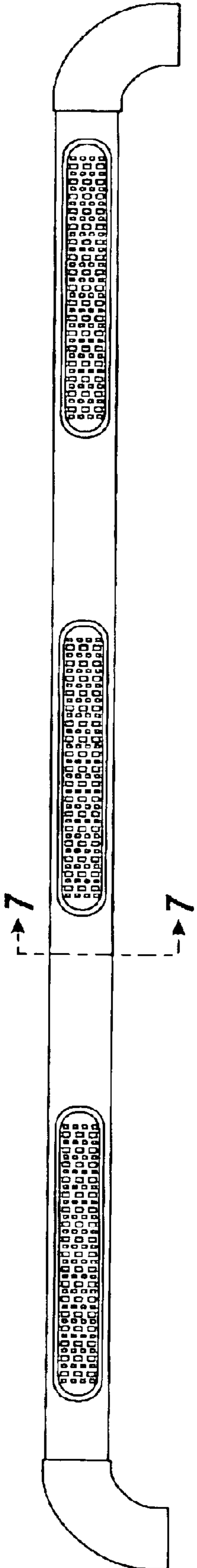


FIG. 2

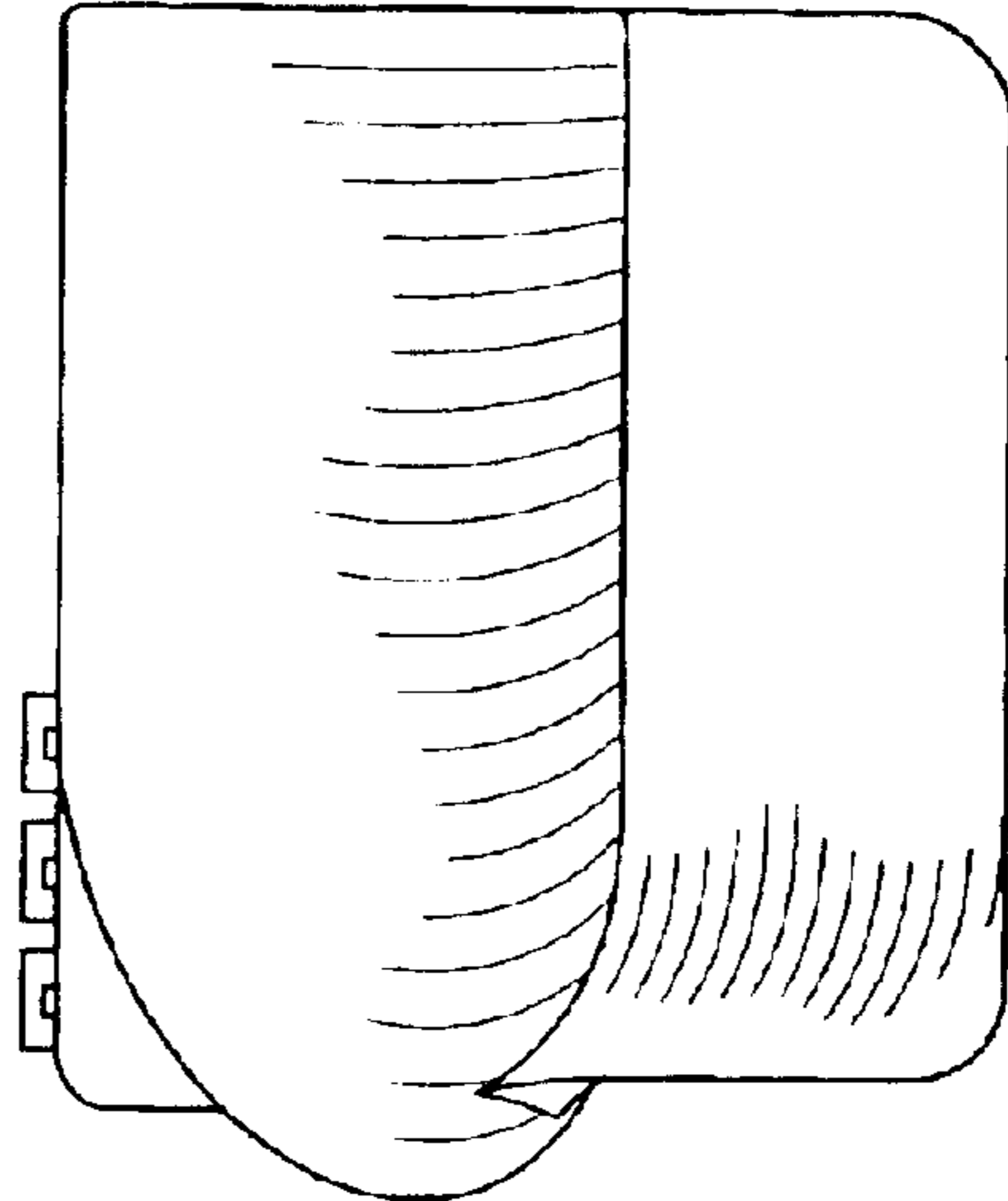


FIG. 3

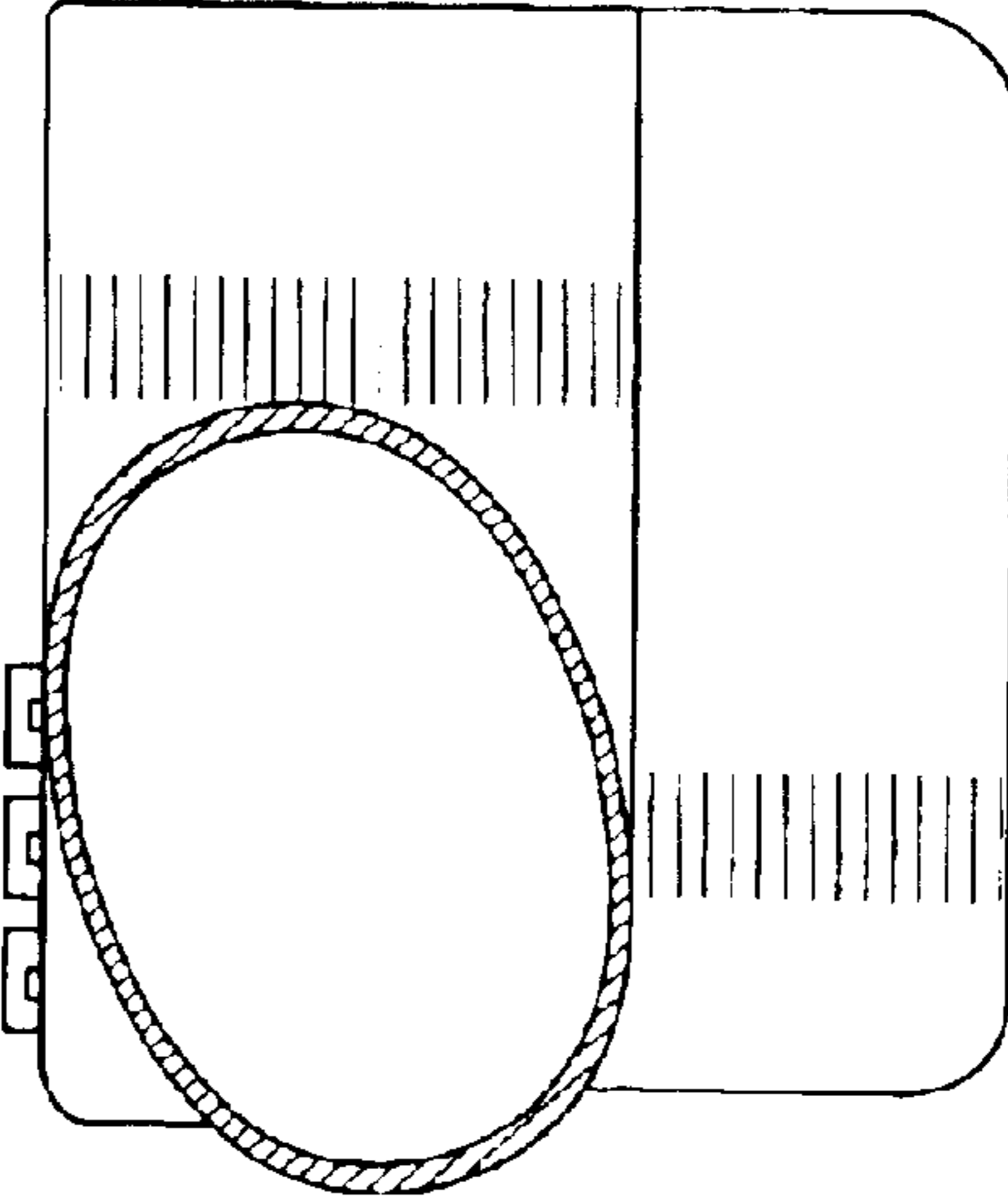


FIG. 7

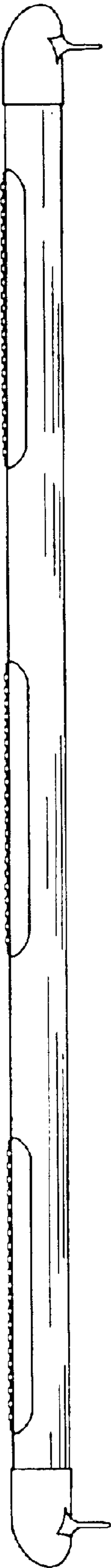


FIG. 4

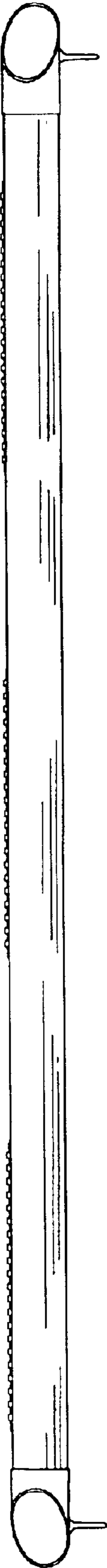


FIG. 5

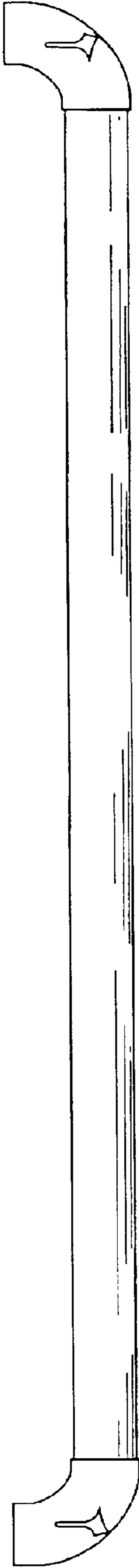


FIG. 6