



US00D494906S1

(12) **United States Design Patent**  
**Pfeiffer**

(10) **Patent No.:** **US D494,906 S**

(45) **Date of Patent:** **\*\* Aug. 24, 2004**

(54) **SURFACE CONFIGURATION OF A CENTER CONSOLE FOR A VEHICLE**

(75) Inventor: **Peter Pfeiffer**, Boeblingen (DE)

(73) Assignee: **DaimlerChrysler AG**, Stuttgart (DE)

(\*\*) Term: **14 Years**

(21) Appl. No.: **29/197,287**

(22) Filed: **Jan. 14, 2004**

(30) **Foreign Application Priority Data**

Jul. 15, 2003 (DE) ..... 4 03 04 749  
Aug. 15, 2003 (DE) ..... 4 03 05 371

(51) **LOC (7) Cl.** ..... **12-16**

(52) **U.S. Cl.** ..... **D12/192**

(58) **Field of Search** ..... D12/192, 415;  
180/90; 280/750-752; 296/70, 37.1, 37.8;  
D10/46, 102, 98, 122-127, 49-51; D23/327,  
354, 387, 324, 386; D14/157, 257-258

(56) **References Cited**

**U.S. PATENT DOCUMENTS**

D401,545 S \* 11/1998 Sacco et al. .... D12/192  
D435,818 S \* 1/2001 Shimizu et al. .... D12/192  
D448,720 S \* 10/2001 Nash et al. .... D12/419  
D449,026 S \* 10/2001 Tsay et al. .... D12/192

D470,808 S \* 2/2003 Koizumi et al. .... D12/192  
D473,173 S \* 4/2003 Wyszogrod ..... D12/192  
D473,174 S \* 4/2003 Pfeiffer et al. .... D12/192  
D474,137 S \* 5/2003 Wyszogrod ..... D12/192  
D482,305 S \* 11/2003 Okumura et al. .... D12/192

\* cited by examiner

*Primary Examiner*—Stacia Cadmus

(74) *Attorney, Agent, or Firm*—Crowell & Moring LLP

(57) **CLAIM**

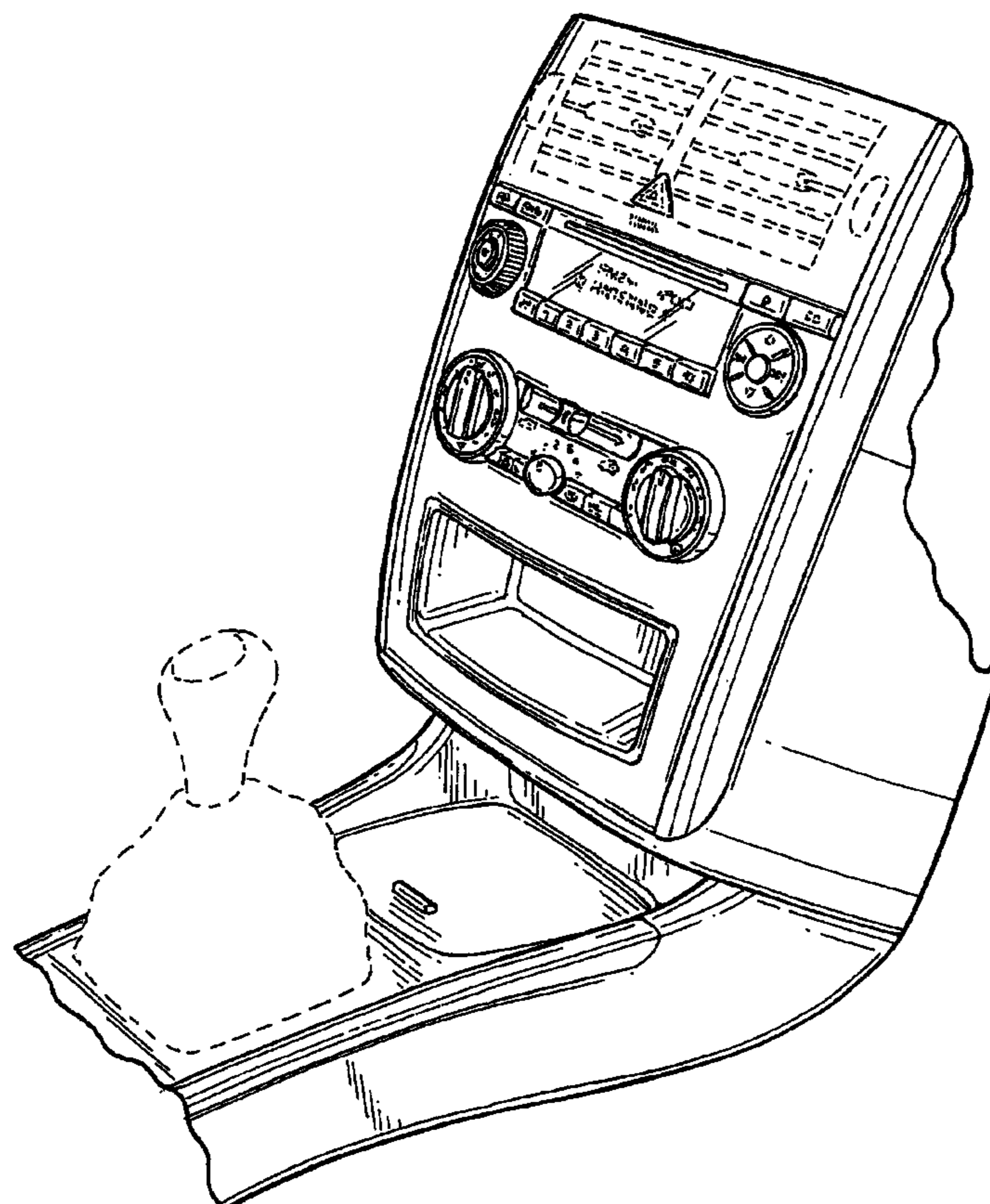
The ornamental design for a surface configuration of a center console for a vehicle, as shown and described.

**DESCRIPTION**

Application Ser. No. 29/197,289, entitled “Surface Configuration of a Dashboard for a Vehicle”; Application Ser. No. 29/197,292, entitled “Surface Configuration of a Center Console for a Vehicle”; and Application Ser. No. 29/197,288, entitled “Surface Configuration of a Dashboard for a Vehicle”.

FIG. 1 is a front view of a surface configuration of a center console for a vehicle according to my novel design; and, FIG. 2 is a perspective view of the surface configuration of a center console for a vehicle according to my novel design. The broken lines are for illustrative purposes only and form no part of the claimed design.

**1 Claim, 2 Drawing Sheets**






FIG. 1

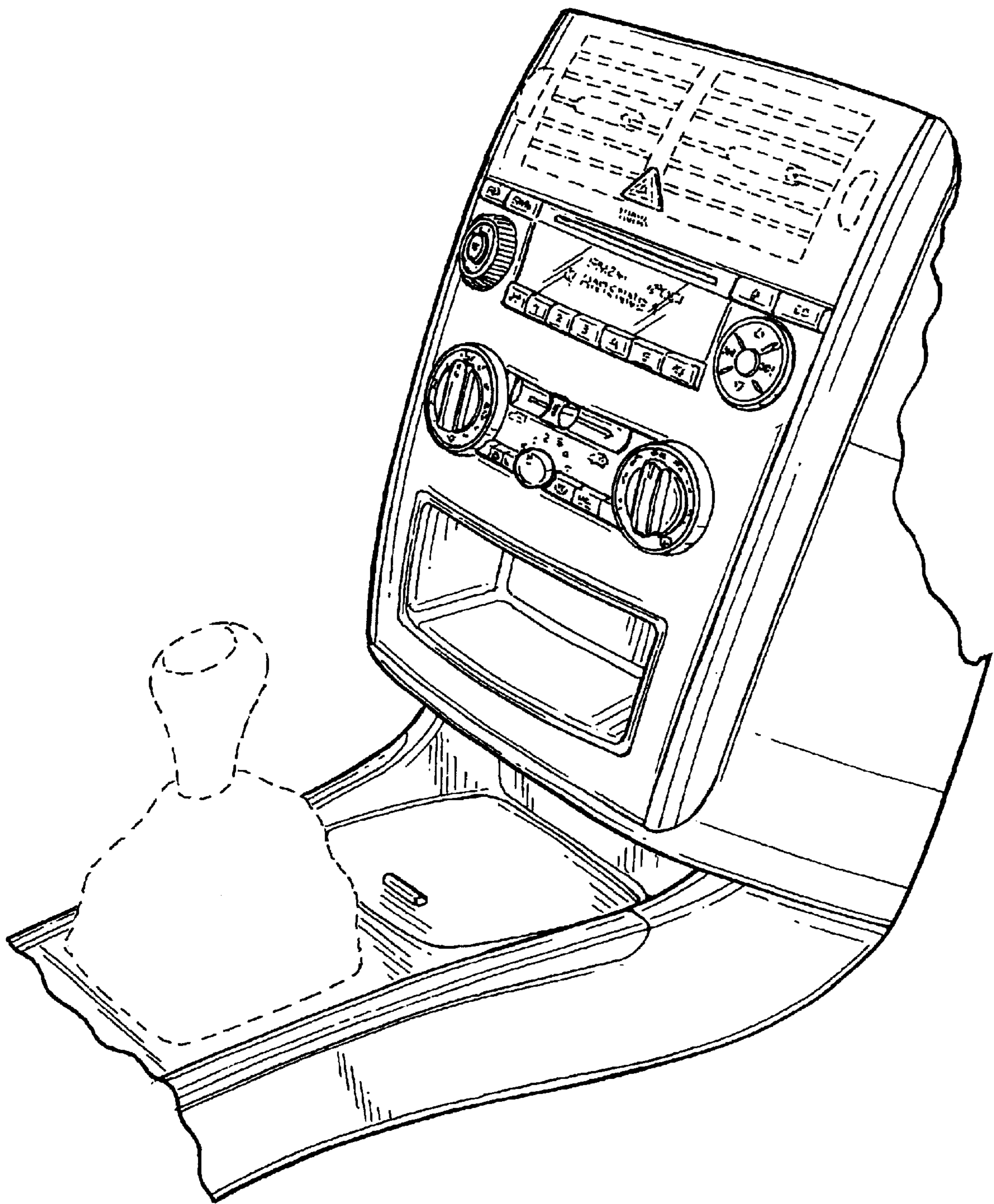


FIG. 2