

US00D494905S1

(12) **United States Design Patent**  
**Kraus et al.**

(10) **Patent No.: US D494,905 S**

(45) **Date of Patent: \*\* Aug. 24, 2004**

(54) **INSTRUMENT CLUSTER**

(75) Inventors: **Ulrich Kraus**, Villingen-Schwenningen (DE); **Gert-Dieter Tuzar**, Obereschach (DE)

(73) Assignee: **Siemens Aktiengesellschaft**, München (DE)

(\*\*) Term: **14 Years**

(21) Appl. No.: **29/167,226**

(22) Filed: **Sep. 11, 2002**

(30) **Foreign Application Priority Data**

Mar. 11, 2002 (DE) ..... 4 02 02 249

(51) **LOC (7) Cl. .... 12-16**

(52) **U.S. Cl. .... D12/192**

(58) **Field of Search** ..... D12/192, 114;  
D10/98, 123-126; 180/90; 296/70, 190-191;  
280/752, DIG. 5

(56) **References Cited**

**U.S. PATENT DOCUMENTS**

D249,247 S \* 9/1978 Shotz et al. .... D10/98  
D275,944 S \* 10/1984 Ito ..... D12/192  
D276,715 S \* 12/1984 Morioka et al. .... D12/192

D277,176 S \* 1/1985 Komuro ..... D12/192  
D307,127 S \* 4/1990 Simons et al. .... D12/192  
D384,341 S \* 9/1997 Hoffman et al. .... D12/192 X  
D410,608 S \* 6/1999 Kraus ..... D12/192  
D440,924 S \* 4/2001 Bartholomai ..... D12/192  
D440,925 S \* 4/2001 Pfeiffer ..... D12/192  
D450,023 S \* 11/2001 Rayburn ..... D12/192  
D450,283 S \* 11/2001 Rayburn ..... D12/192  
D456,754 S \* 5/2002 Keating ..... D12/192  
D466,062 S \* 11/2002 Tsay et al. .... D12/192  
D470,090 S \* 2/2003 Sawabe ..... D12/192  
D472,862 S \* 4/2003 Arai ..... D12/192

\* cited by examiner

*Primary Examiner*—Stacia Cadmus

(74) *Attorney, Agent, or Firm*—Cohen, Pontani, Lieberman & Pavane

(57) **CLAIM**

The ornamental design for an instrument cluster, as shown and described.

**DESCRIPTION**

FIG. 1 is a front view of an instrument cluster, showing our new design; and  
FIG. 2 is a left side view thereof;  
FIG. 3 is a right side view thereof; and,  
FIG. 4 is a top side view thereof.

**1 Claim, 1 Drawing Sheet**

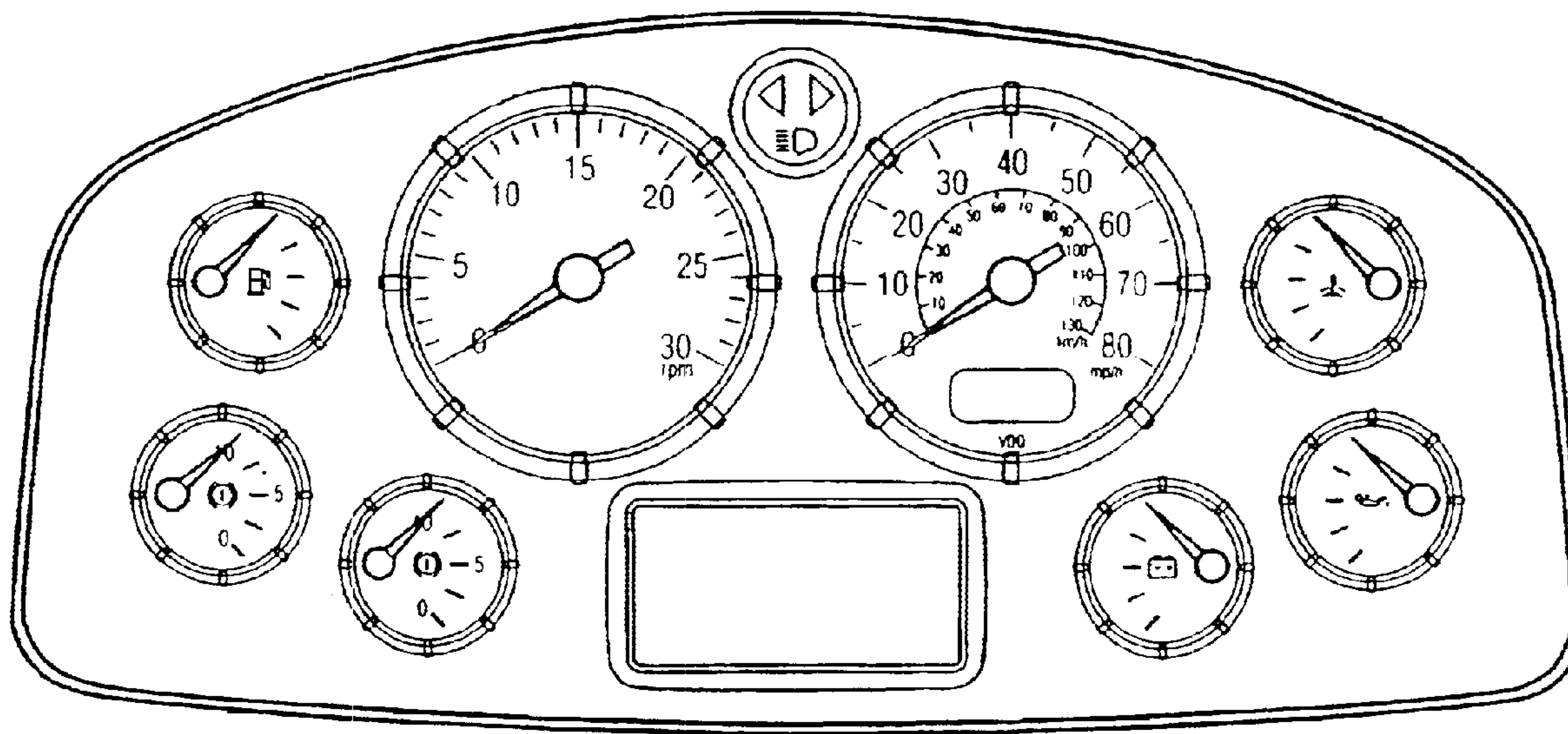


FIG. 1

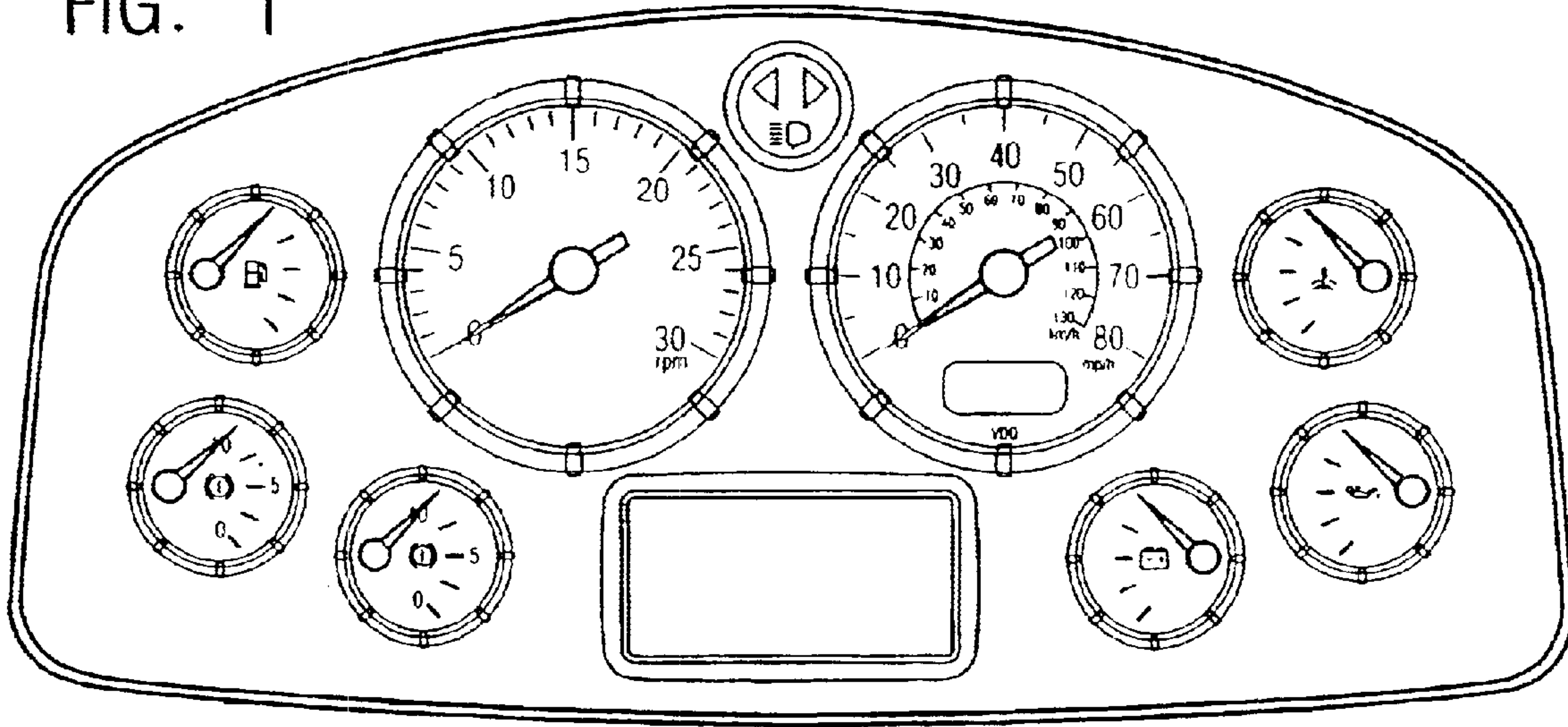


FIG. 2




FIG. 3

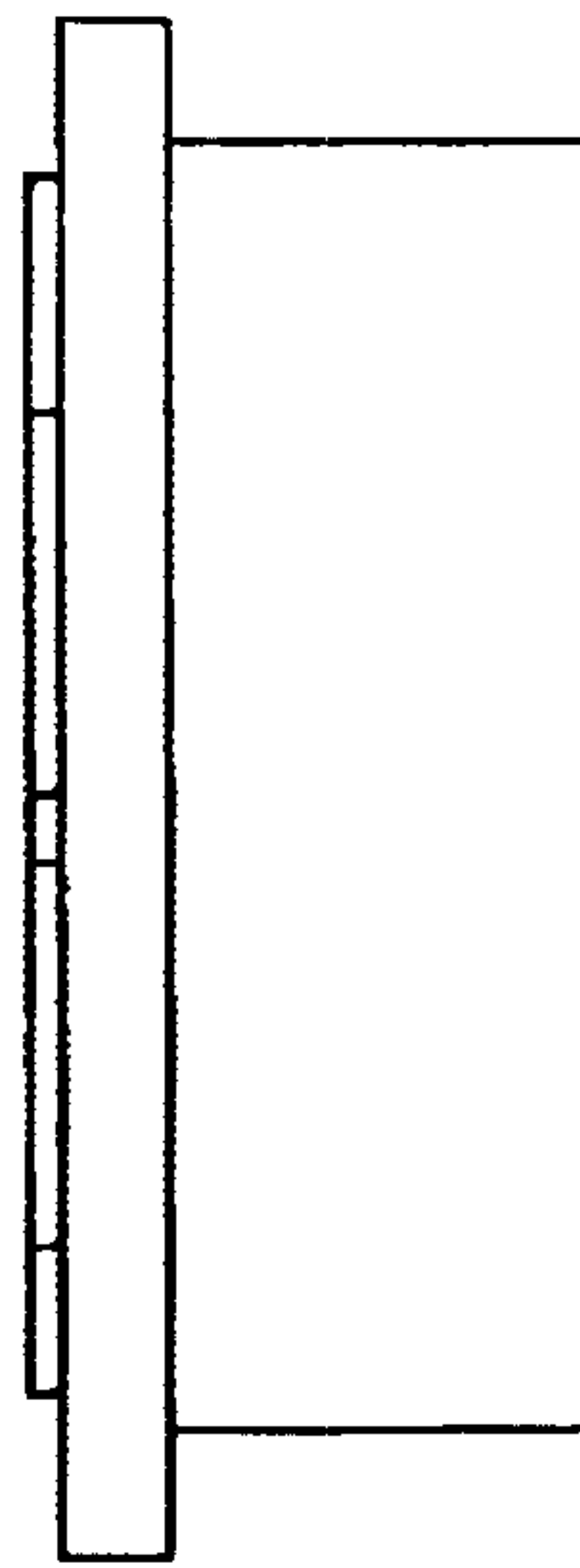


FIG. 4

