

US00D494888S1

(12) **United States Design Patent**
Buscart

(10) **Patent No.:** **US D494,888 S**

(45) **Date of Patent:** **** Aug. 24, 2004**

(54) **BUCKLE**

D475,654 S * 6/2003 Yoshiguchi D11/216
D484,070 S * 12/2003 Buscart D11/216

(75) **Inventor:** **Jordi Badrenas Buscart**, Barcelona
(ES)

* cited by examiner

(73) **Assignee:** **Illinois Tool Works Inc.**, Glenview, IL
(US)

Primary Examiner—Catherine R. Oliver
(74) *Attorney, Agent, or Firm*—Mark W. Croll; Paul F. Donovan

(**) **Term:** **14 Years**

(57) **CLAIM**

(21) **Appl. No.:** **29/185,348**

The ornamental design for a buckle, as shown and described herein.

(22) **Filed:** **Jun. 26, 2003**

DESCRIPTION

(51) **LOC (7) Cl.** **02-07**

(52) **U.S. Cl.** **D11/216**

(58) **Field of Search** D11/200, 214–218,
D11/231, 234; 24/196, 616, 625, 635, 650,
580, 525, 174, 573.1

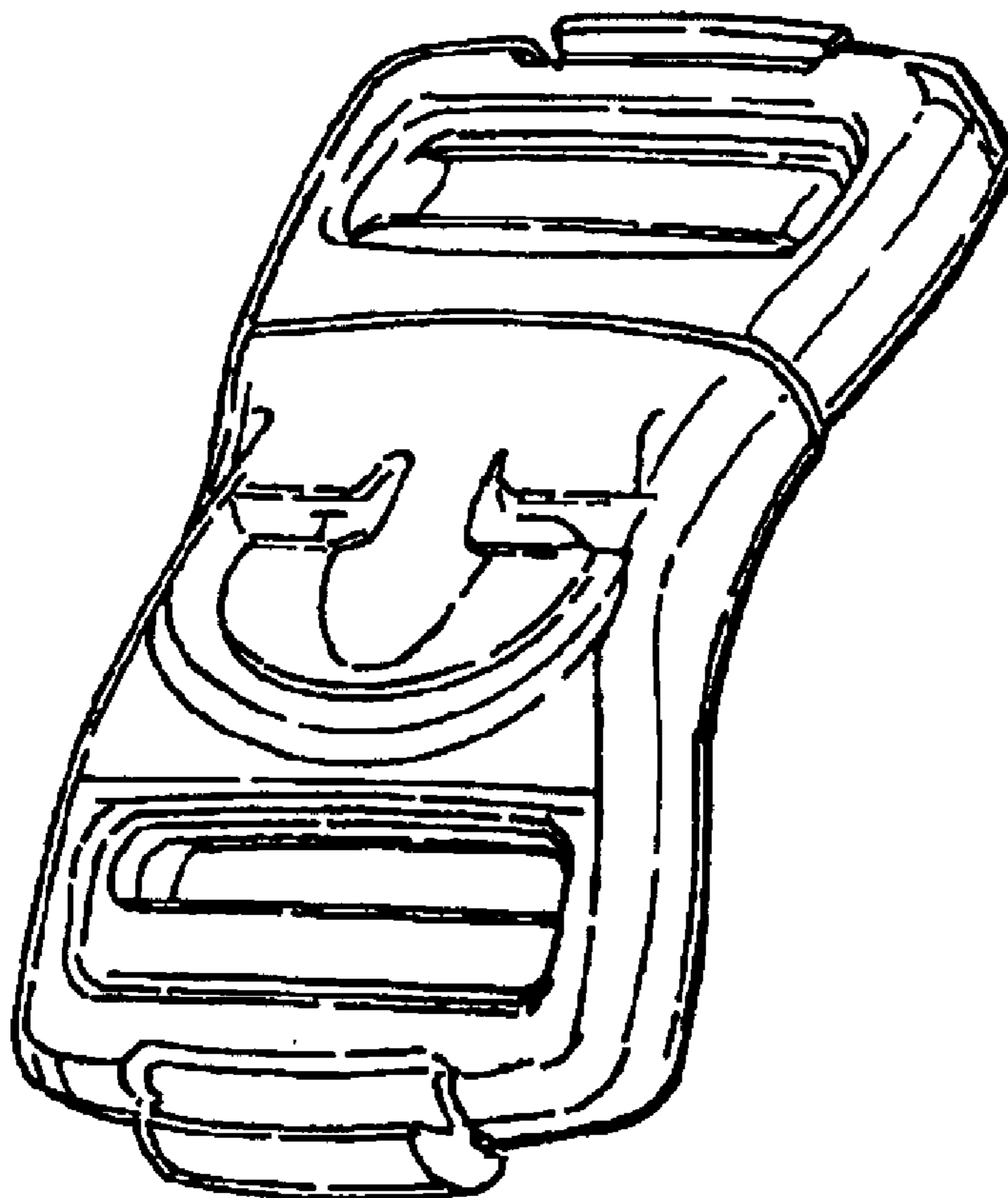
FIG. 1 is a perspective view of a buckle showing the new design;
FIG. 2 is a top plan view thereof, the bottom view is hidden during use so it is not shown herein;
FIG. 3 is an elevational view of one side thereof, the opposite side being the same as this one side; and,
FIG. 4 is a front side elevational view thereof, the back side being the same as the front side.

(56) **References Cited**

U.S. PATENT DOCUMENTS

D424,474 S * 5/2000 Gregory et al. D11/218

1 Claim, 1 Drawing Sheet



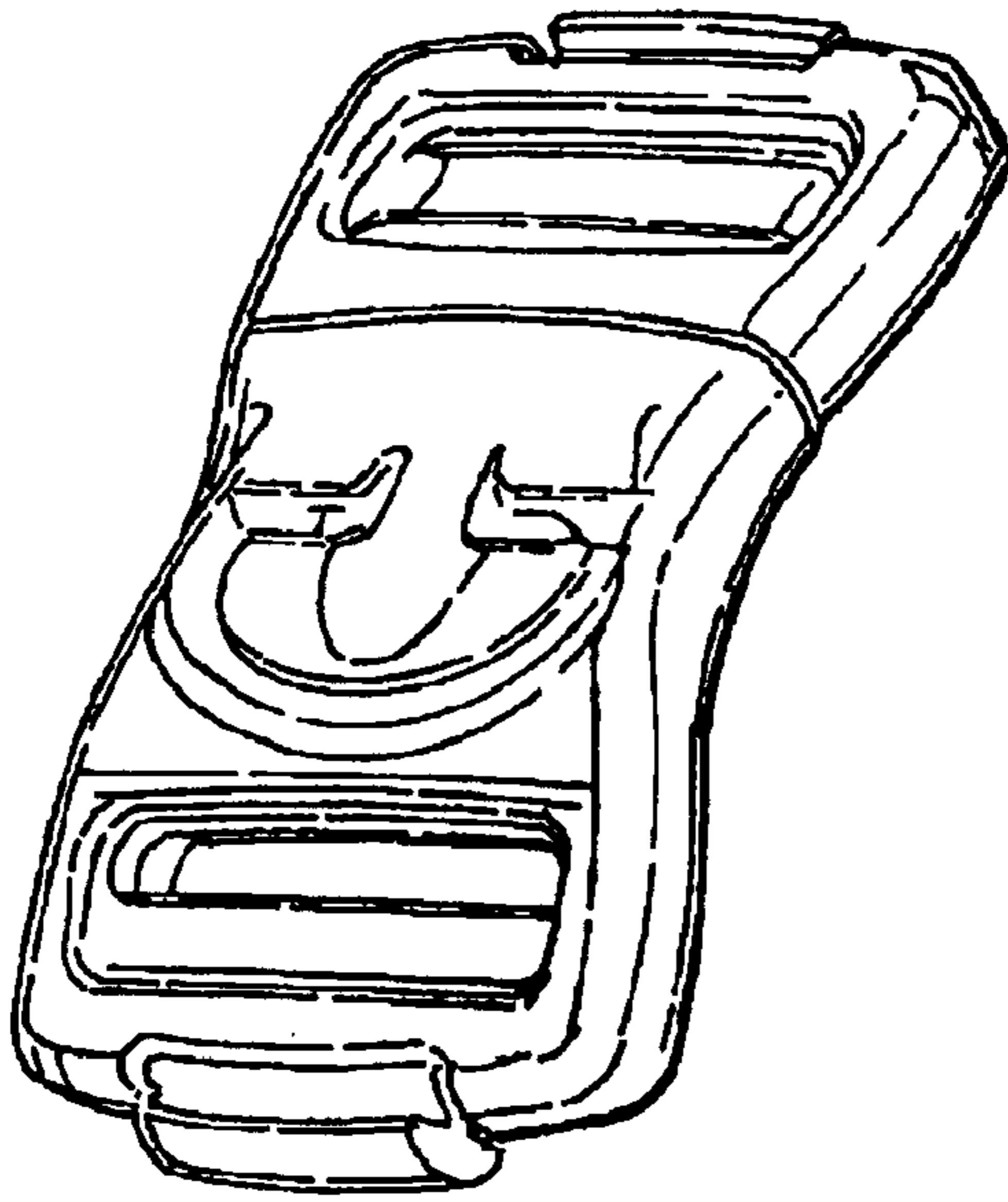


FIG. 1

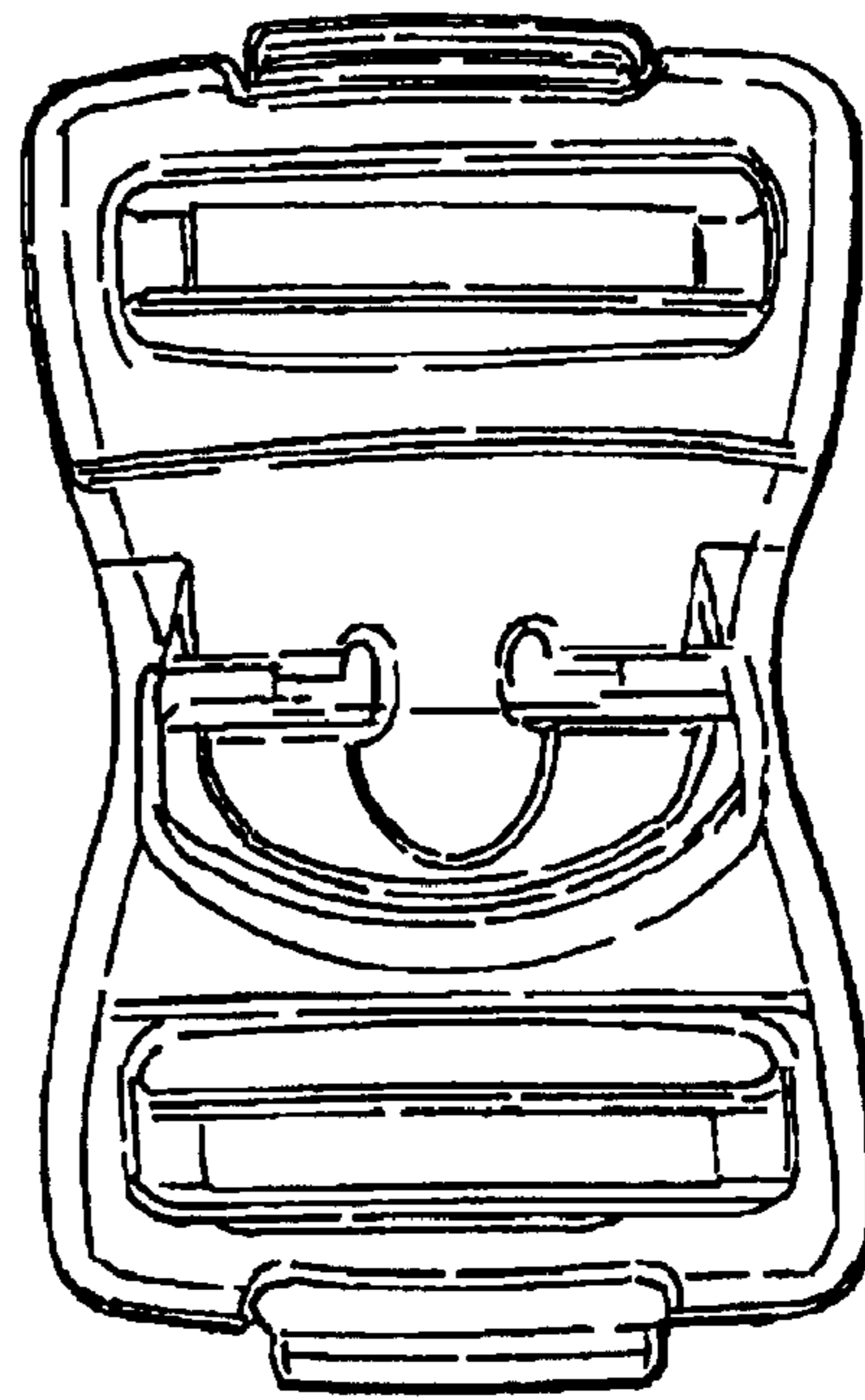


FIG. 2

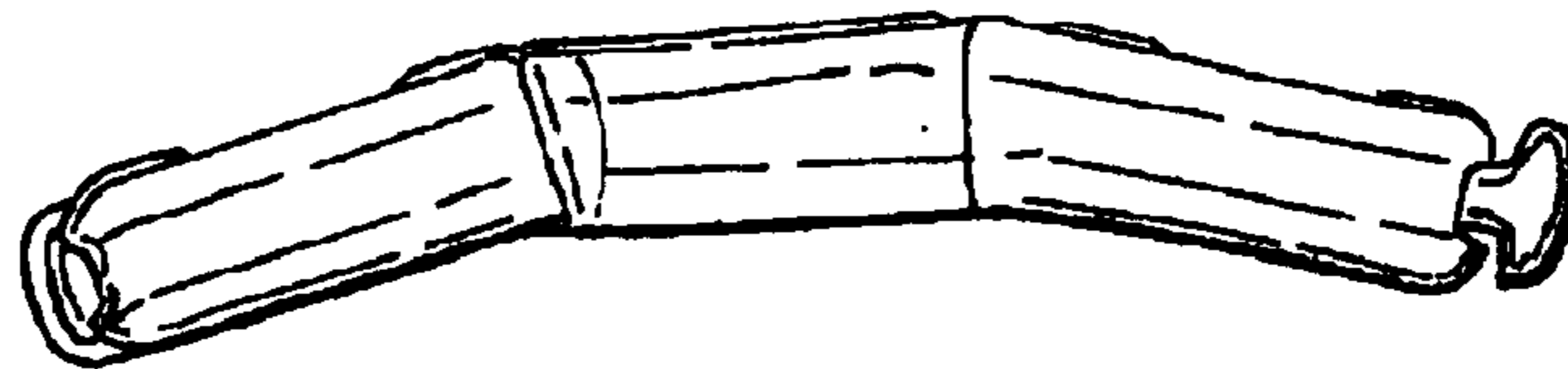


FIG. 3




FIG. 4