

US00D494882S1

(12) **United States Design Patent**
Hara

(10) **Patent No.:** **US D494,882 S**

(45) **Date of Patent:** **** Aug. 24, 2004**

(54) **RING**

(75) **Inventor:** **Masatsugu Hara, Shizuoka (JP)**

(73) **Assignee:** **Jewel Karati Inc., Shizuoka (JP)**

(**) **Term:** **14 Years**

(21) **Appl. No.:** **29/168,672**

(22) **Filed:** **Oct. 8, 2002**

(30) **Foreign Application Priority Data**

Apr. 9, 2002 (JP) 2002-009501

(51) **LOC (7) Cl.** **11-01**

(52) **U.S. Cl.** **D11/26**

(58) **Field of Search** D11/26-40; 63/15,
63/15.1-15.5, 15.45, 15.6, 15.65, 15.7,
15.8, 26-28

(56) **References Cited**

U.S. PATENT DOCUMENTS

D267,481 S * 1/1983 Barr D11/27
D442,109 S * 5/2001 Cabarbaye D11/27

D443,222 S * 6/2001 Cabarbaye D11/26
D465,173 S * 11/2002 Gordon D11/26
D480,981 S * 10/2003 Pasquetti D11/26

* cited by examiner

Primary Examiner—Catherine R. Oliver

(74) *Attorney, Agent, or Firm*—Lowe Hauptman Gilman & Berner LLP

(57) **CLAIM**

The ornamental design for a ring, as shown.

DESCRIPTION

Photograph 1 is a front elevational view of a ring showing my design;

Photograph 2 is a rear elevational view thereof;

Photograph 3 is a left side elevational view thereof;


Photograph 4 is a right side elevational view thereof;

Photograph 5 is a top plan view thereof;

Photograph 6 is a bottom plan view thereof; and,

Photograph 7 is a perspective view take from the top, front and right side thereof.

1 Claim, 7 Drawing Sheets






PHOTO 1




PHOTO 2




PHOTO 3




PHOTO 4




PHOTO 5

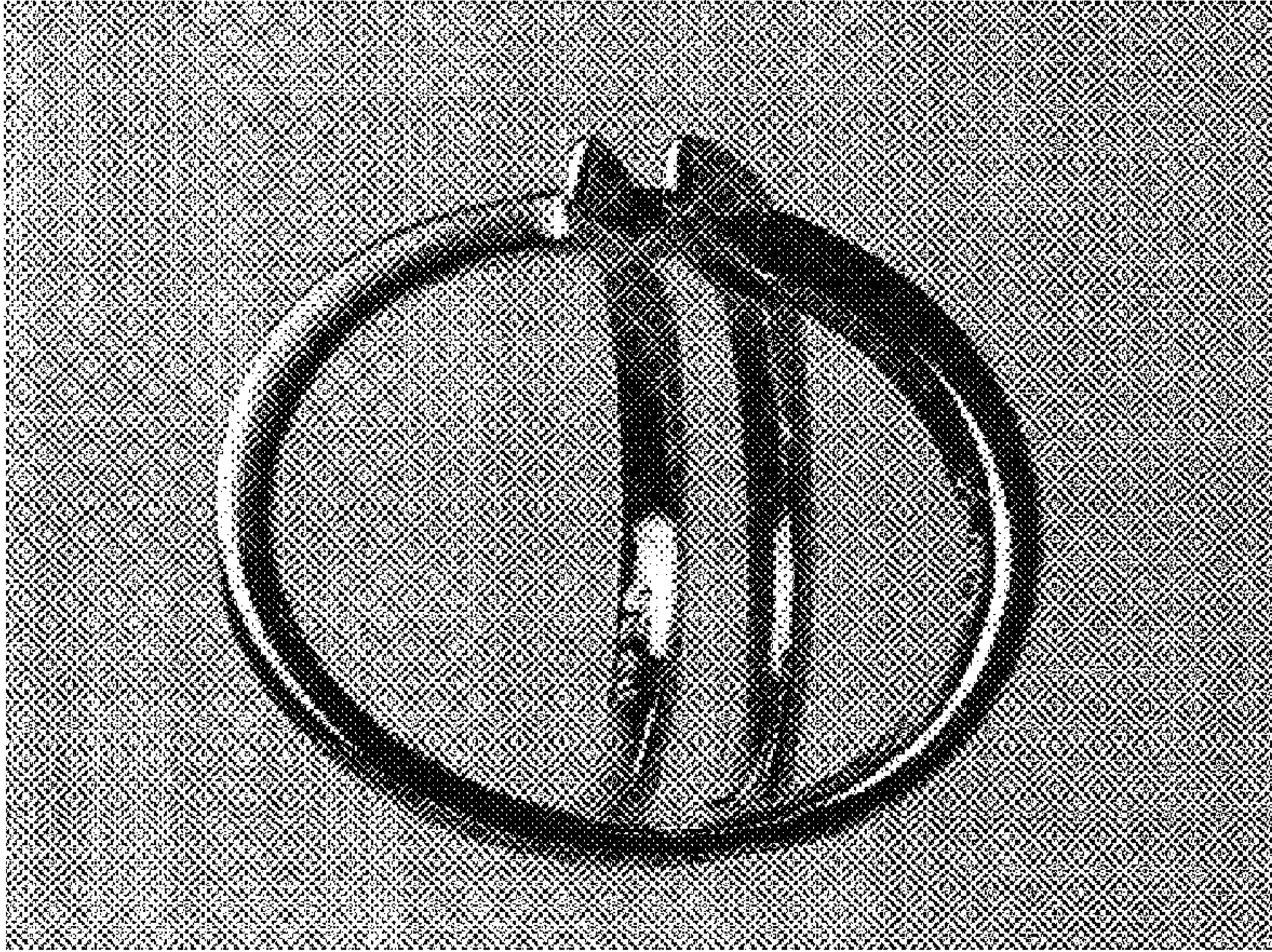


PHOTO 6




PHOTO 7