

US00D494880S1

(12) **United States Design Patent**  
**Juteau**

(10) **Patent No.:** **US D494,880 S**

(45) **Date of Patent:** **\*\* Aug. 24, 2004**

- (54) **SCALE**
- (75) **Inventor:** **Patrick Juteau, Rumilly (FR)**
- (73) **Assignee:** **Tefal, S.A., Rumilly (FR)**
- (\*\*) **Term:** **14 Years**
- (21) **Appl. No.:** **29/186,830**
- (22) **Filed:** **Jul. 22, 2003**
- (30) **Foreign Application Priority Data**  
Feb. 7, 2003 (FR) ..... 03 0820
- (51) **LOC (7) Cl. .... 10-04**
- (52) **U.S. Cl. .... D10/92**
- (58) **Field of Search** ..... D10/87-93, 83;  
600/547, 506; 324/692; 177/238-245, 177,  
199, 210 R, 25.12-25, DIG. 3, 4

- D458,168 S \* 6/2002 Andrieu ..... D10/92
- D469,028 S \* 1/2003 Stephens ..... D10/92
- D476,030 S \* 6/2003 Wiel et al. .... D10/92
- D482,629 S \* 11/2003 Simond et al. .... D10/92

\* cited by examiner

*Primary Examiner*—Lucy Lieberman  
(74) *Attorney, Agent, or Firm*—Kirkpatrick & Lockhart;  
Anthony H. Handal

(57) **CLAIM**

I claim the ornamental design for a scale, as shown and described.

**DESCRIPTION**

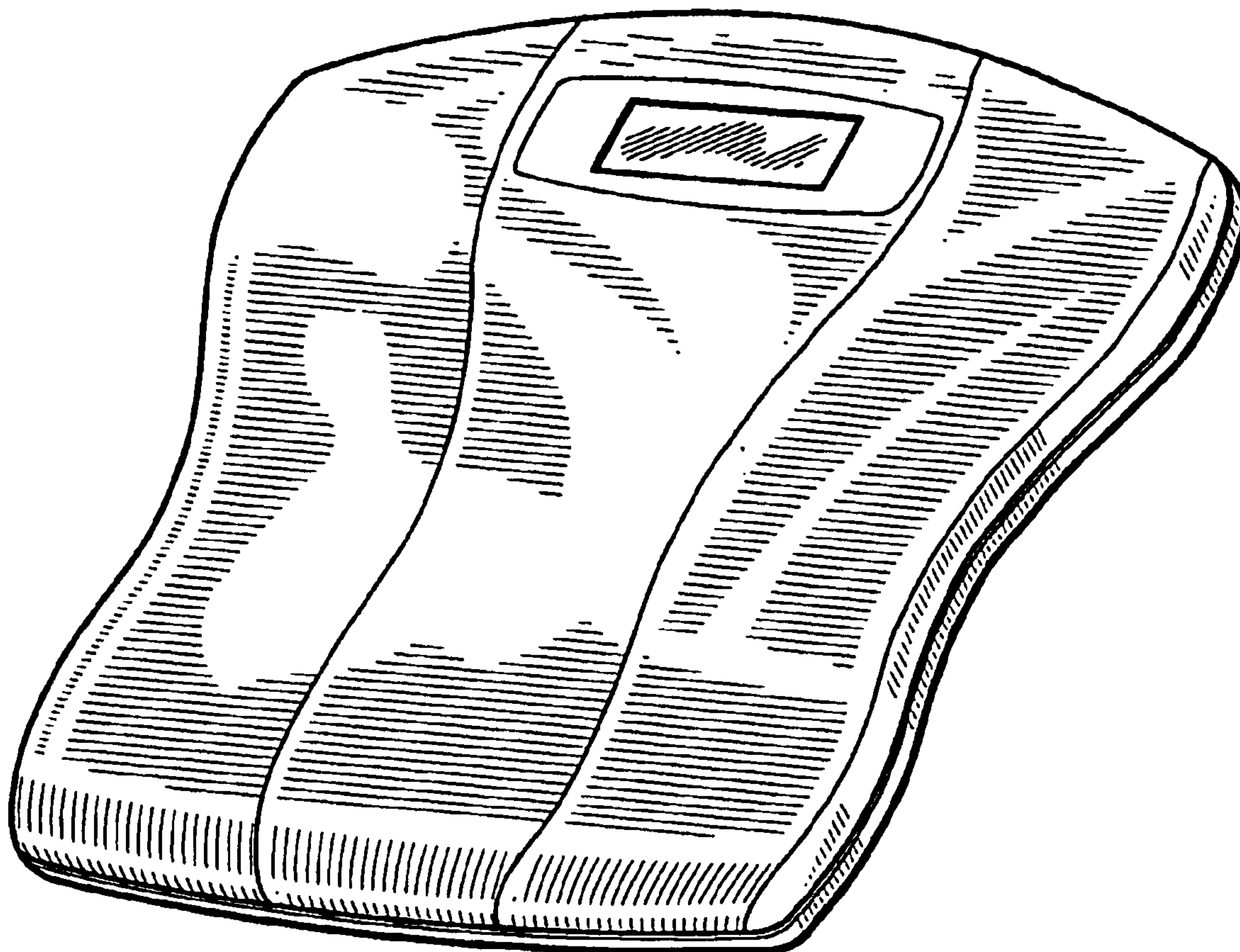
FIG. 1 is a right, front, and top perspective view of the new scale of the present invention;  
FIG. 2 is a top view thereof;  
FIG. 3 is a bottom view thereof;  
FIG. 4 is a left side view; the right side is a mirror image of the left side;  
FIG. 5 is a front view thereof; and,  
FIG. 6 is a rear view thereof.

(56) **References Cited**

**U.S. PATENT DOCUMENTS**

- 6,292,690 B1 \* 9/2001 Petrucelli et al. .... 600/547
- D449,554 S \* 10/2001 Montagnino et al. .... D10/92
- D456,729 S \* 5/2002 Montagnino et al. .... D10/92

**1 Claim, 6 Drawing Sheets**



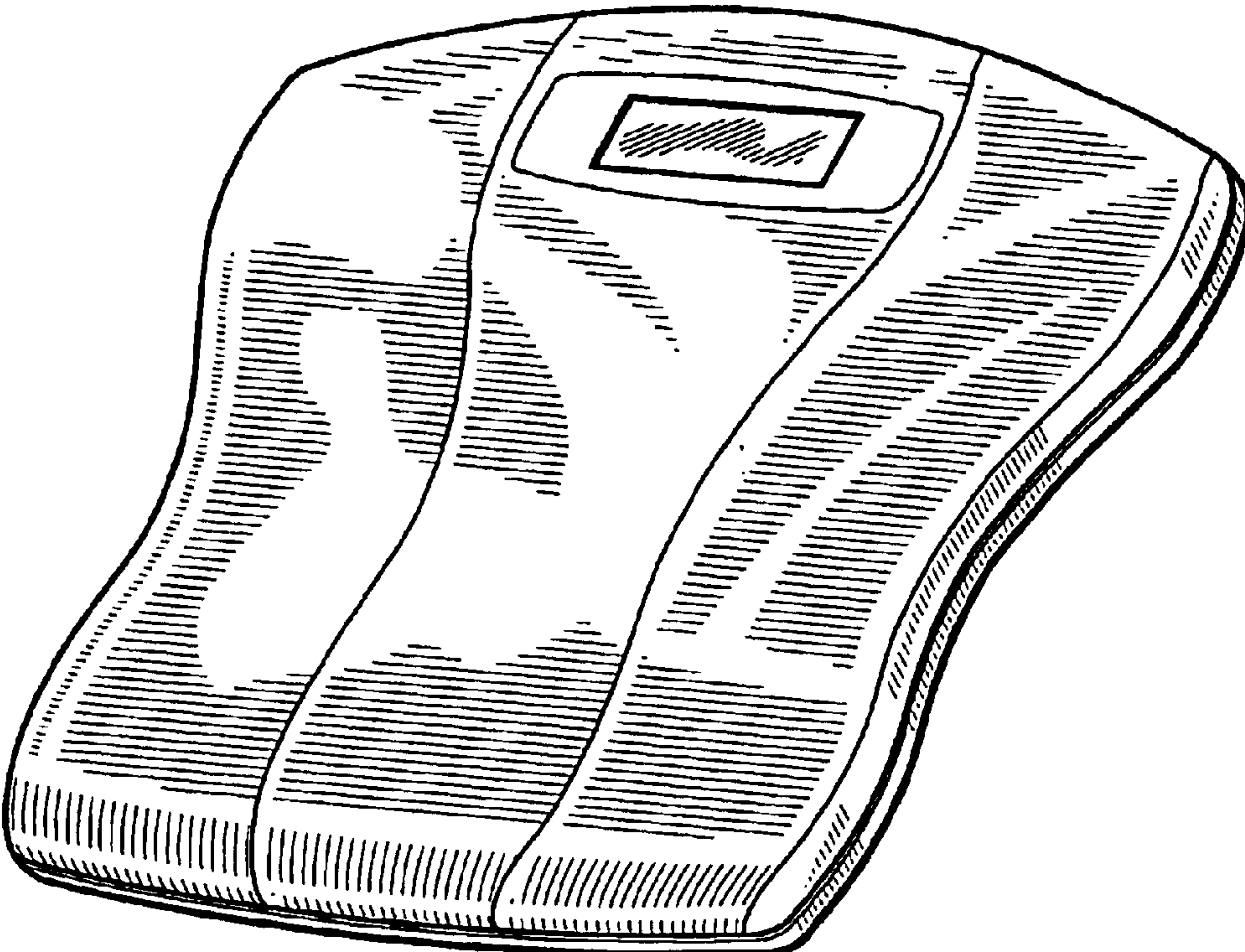


Fig. 1

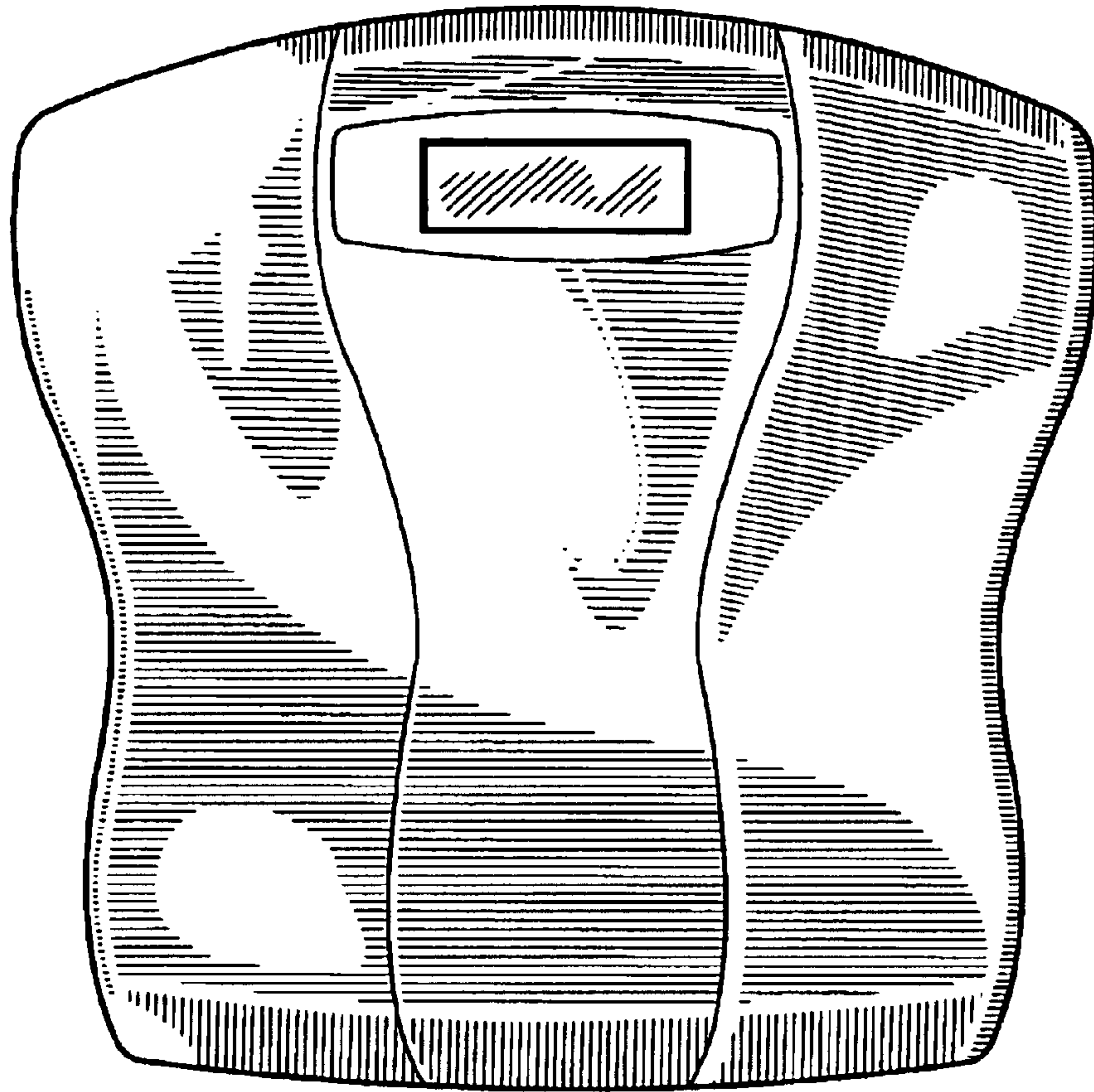


Fig. 2

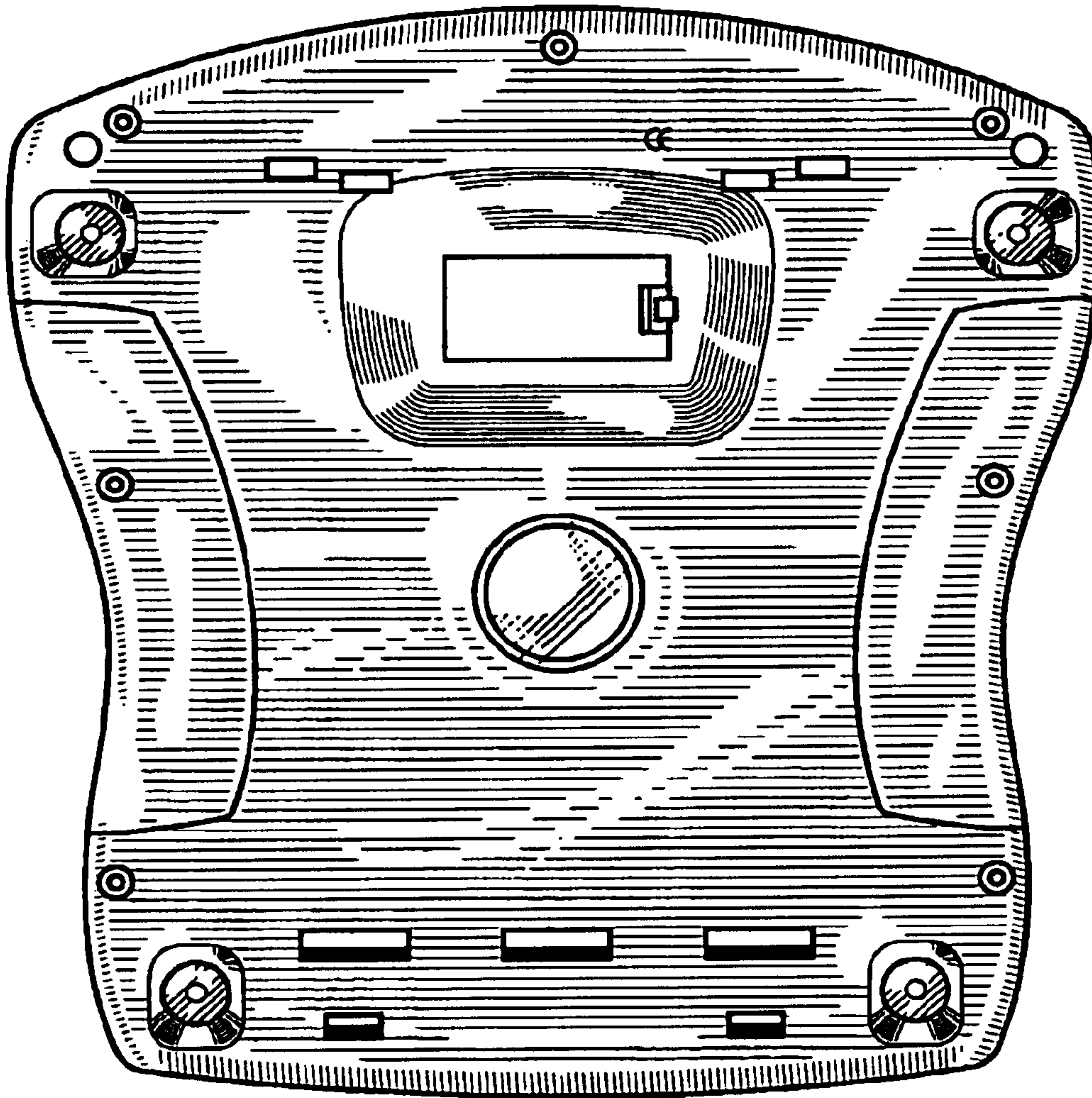


Fig. 3



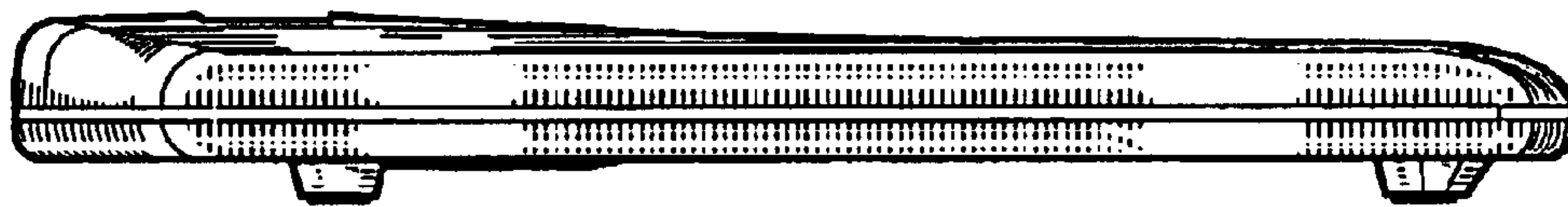


Fig. 4

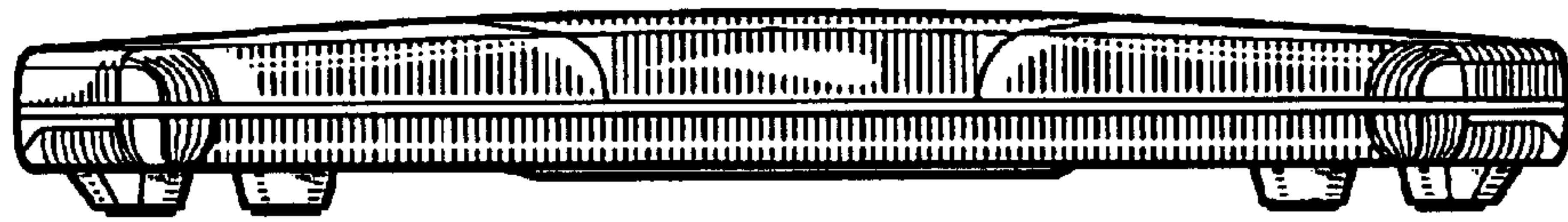


Fig. 5

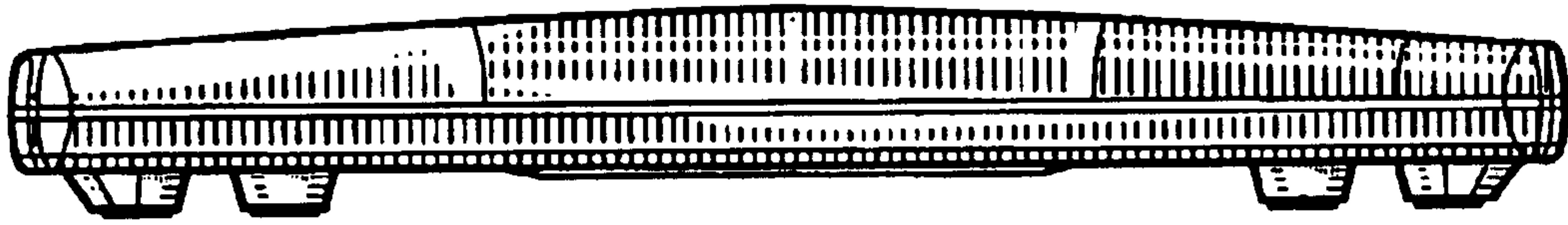


Fig. 6