

US00D494875S1

(12) **United States Design Patent**
Chodat

(10) **Patent No.:** **US D494,875 S**
(45) **Date of Patent:** **** Aug. 24, 2004**

(54) **WATCH CASE**

(75) **Inventor:** **Jean-Pierre Chodat, Auvernier (CH)**

(73) **Assignee:** **Ebel SA, La Chaux-de-Fonds (CH)**

(**) **Term:** **14 Years**

(21) **Appl. No.:** **29/167,813**

(22) **Filed:** **Sep. 18, 2002**

(30) **Foreign Application Priority Data**

Mar. 20, 2002 (WO) DMA/005653

(51) **LOC (7) Cl.** **10-02**

(52) **U.S. Cl.** **D10/39**

(58) **Field of Search** D10/1-40, 122-132;
368/280-282, 276-277, 285, 294-295

(56) **References Cited**

U.S. PATENT DOCUMENTS

- D250,693 S * 1/1979 Perrin D10/39
- D250,695 S * 1/1979 Perrin D10/39
- D295,386 S * 4/1988 Miyama D10/30
- D454,310 S * 3/2002 Dostourian D10/30
- D454,802 S * 3/2002 Hegi D10/39
- D468,217 S * 1/2003 Lepeu et al. D10/32
- D474,700 S * 5/2003 Court D10/39
- D474,983 S * 5/2003 Wunderman D10/32
- D475,306 S * 6/2003 Modolo D10/39

FOREIGN PATENT DOCUMENTS

WO DM/057000 * 3/2001 D10/32 X

* cited by examiner

Primary Examiner—Nelson C. Holtje

(74) *Attorney, Agent, or Firm*—Stroock & Stroock & Lavan LLP

(57) **CLAIM**

The ornamental design for a watch case, as shown and described.

DESCRIPTION

FIG. 1 is a perspective view of a watch case in accordance with the invention, in which the surfaces(s) or portion(s) of the article not shown in the drawings or described in the specification form(s) no part of the claimed design;

FIG. 2 is a front elevational view of the watch case depicted in FIG. 1;

FIG. 3 is a rear elevational view of the watch case as depicted in FIG. 1;


FIG. 4 is a left side elevational view of the watch case as depicted in FIG. 1;

FIG. 5 is right side elevational view of the watch case as depicted in FIG. 1;

FIG. 6 is a bottom plan view of the watch case as depicted in FIG. 1; and,

FIG. 7 is a top plan view of the watch case as depicted in FIG. 1.

1 Claim, 7 Drawing Sheets






Fig. 1

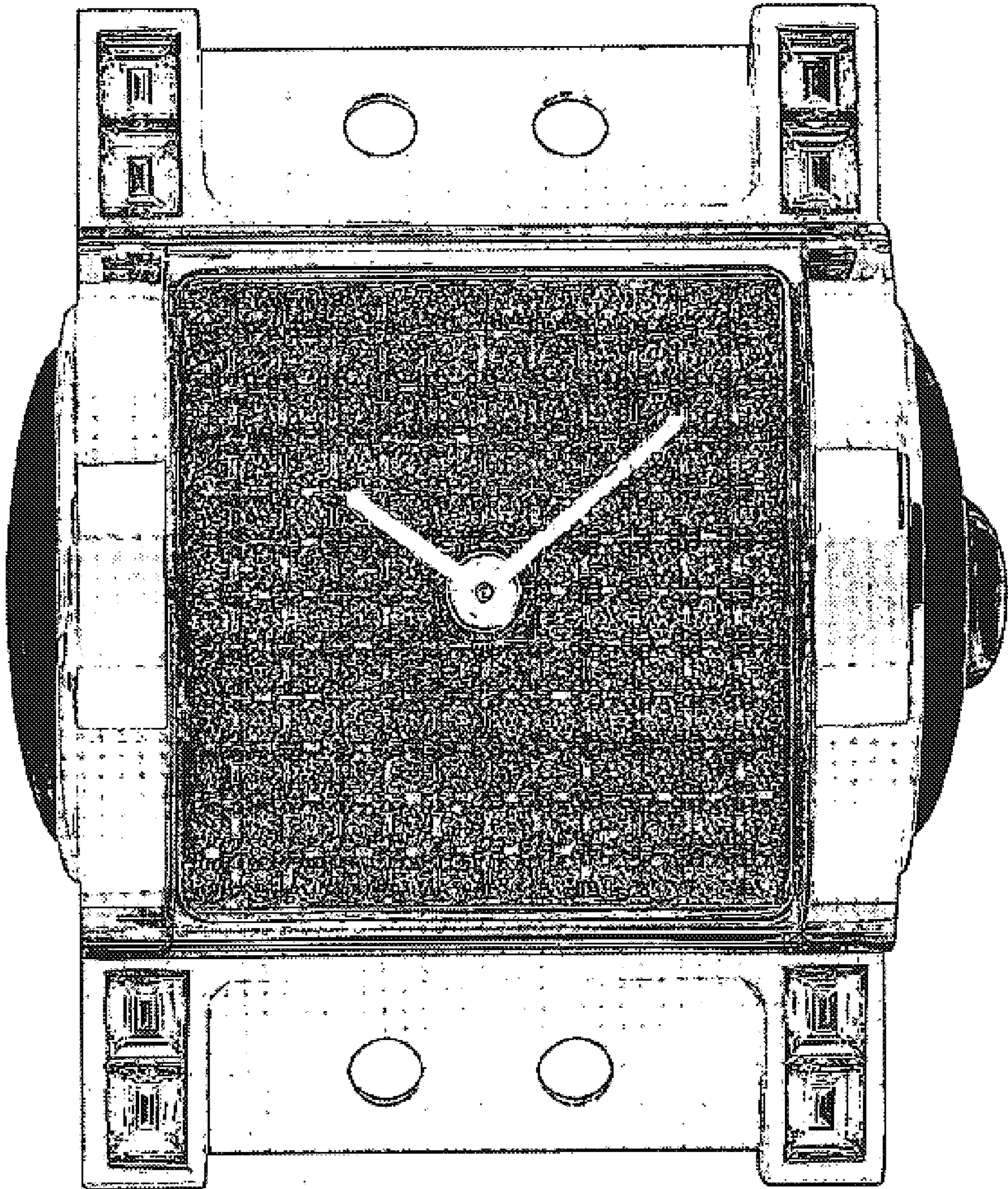


Fig. 2




Fig. 3

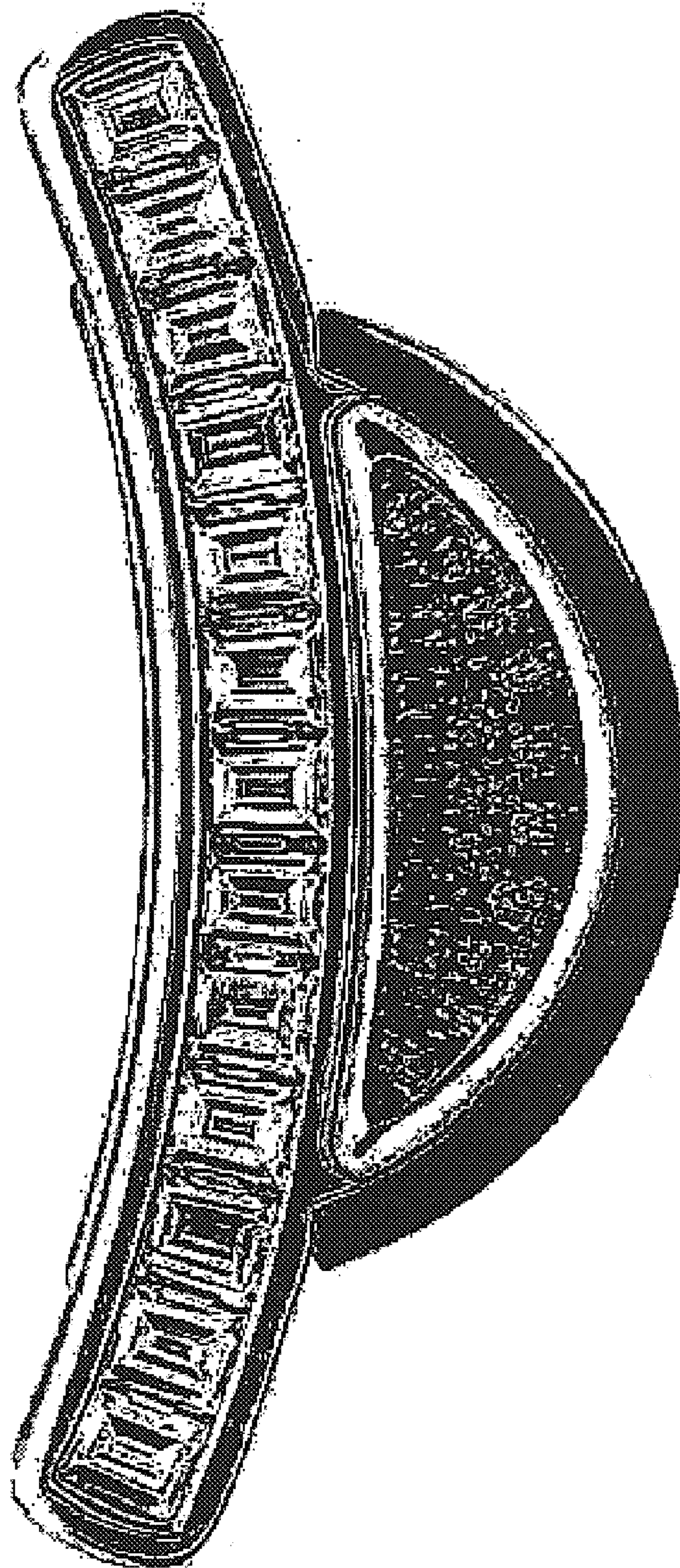


Fig. 4




Fig. 5




Fig. 6




Fig. 7