

US00D494872S1

(12) **United States Design Patent**  
**Hill**

(10) **Patent No.:** **US D494,872 S**

(45) **Date of Patent:** **\*\* Aug. 24, 2004**

(54) **WATCH CASE**

(76) **Inventor:** **Lois Hill**, 235 E. 40th St., New York, NY (US) 10016

(\*\*) **Term:** **14 Years**

(21) **Appl. No.:** **29/179,093**

(22) **Filed:** **Apr. 2, 2003**

(51) **LOC (7) Cl.** ..... **10-02**

(52) **U.S. Cl.** ..... **D10/30**

(58) **Field of Search** ..... D10/1-40, 122-132;  
368/280-282, 276-277, 285, 294-295

(56) **References Cited**

**U.S. PATENT DOCUMENTS**

D365,994 S	*	1/1996	Brennan	.....	D10/32
D371,081 S	*	6/1996	Mijatovic	.....	D10/39
D430,043 S	*	8/2000	Schopfer	.....	D10/39
D433,951 S	*	11/2000	Bland et al.	.....	D10/39

\* cited by examiner

*Primary Examiner*—Nelson C. Holtje

(74) *Attorney, Agent, or Firm*—Ostrolenk, Faber, Gerb & Soffen, LLP

(57) **CLAIM**

The ornamental design for a watch case, as shown and described.

**DESCRIPTION**

FIG. 1 is a perspective view of a watch case showing my design;

FIG. 2 is an top plan view thereof;

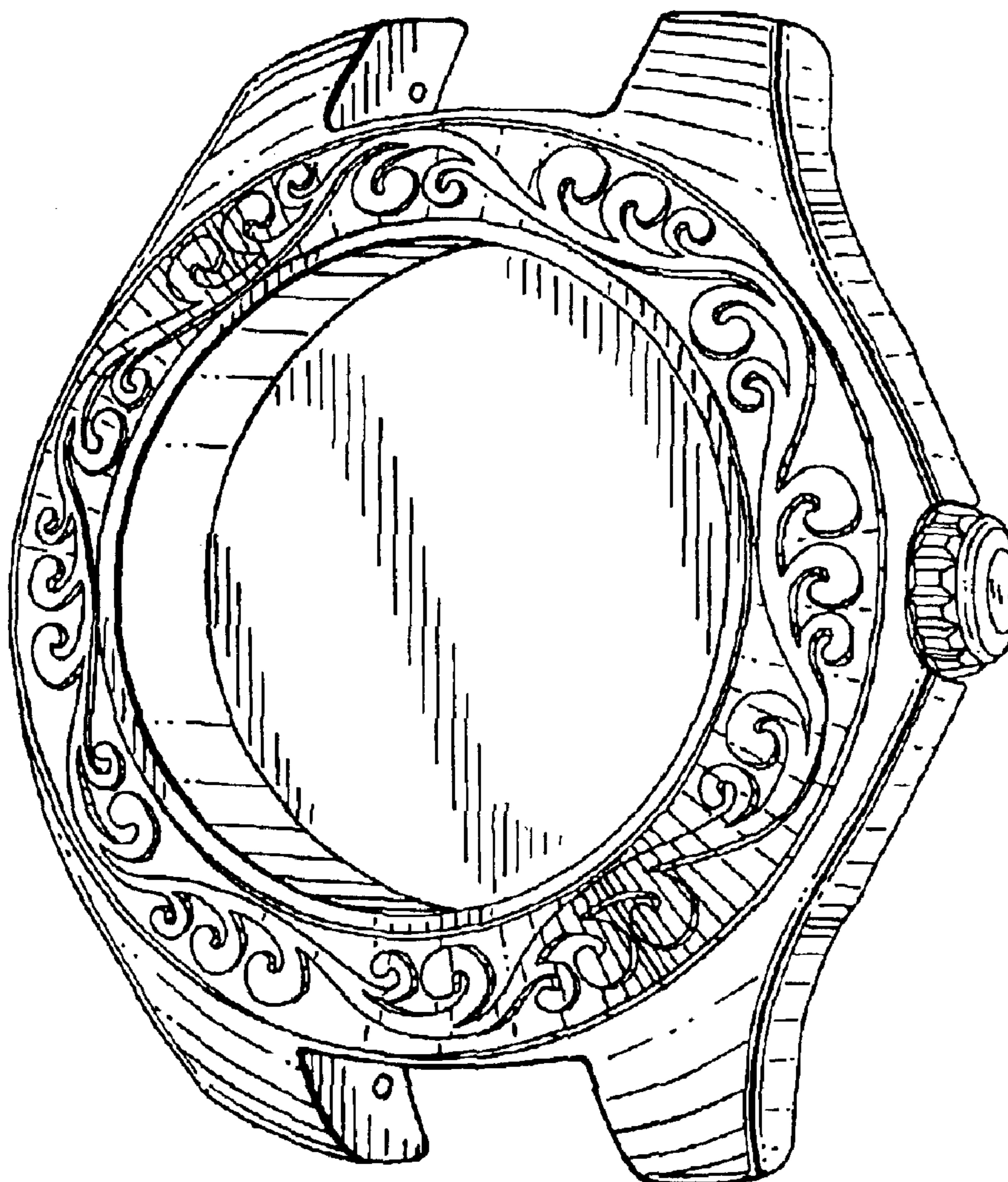
FIG. 3 is a front elevational view thereof;

FIG. 4 is a right side elevational view thereof;

FIG. 5 is an left side elevational view thereof; and,

FIG. 6 is a rear elevational view thereof.

**1 Claim, 3 Drawing Sheets**



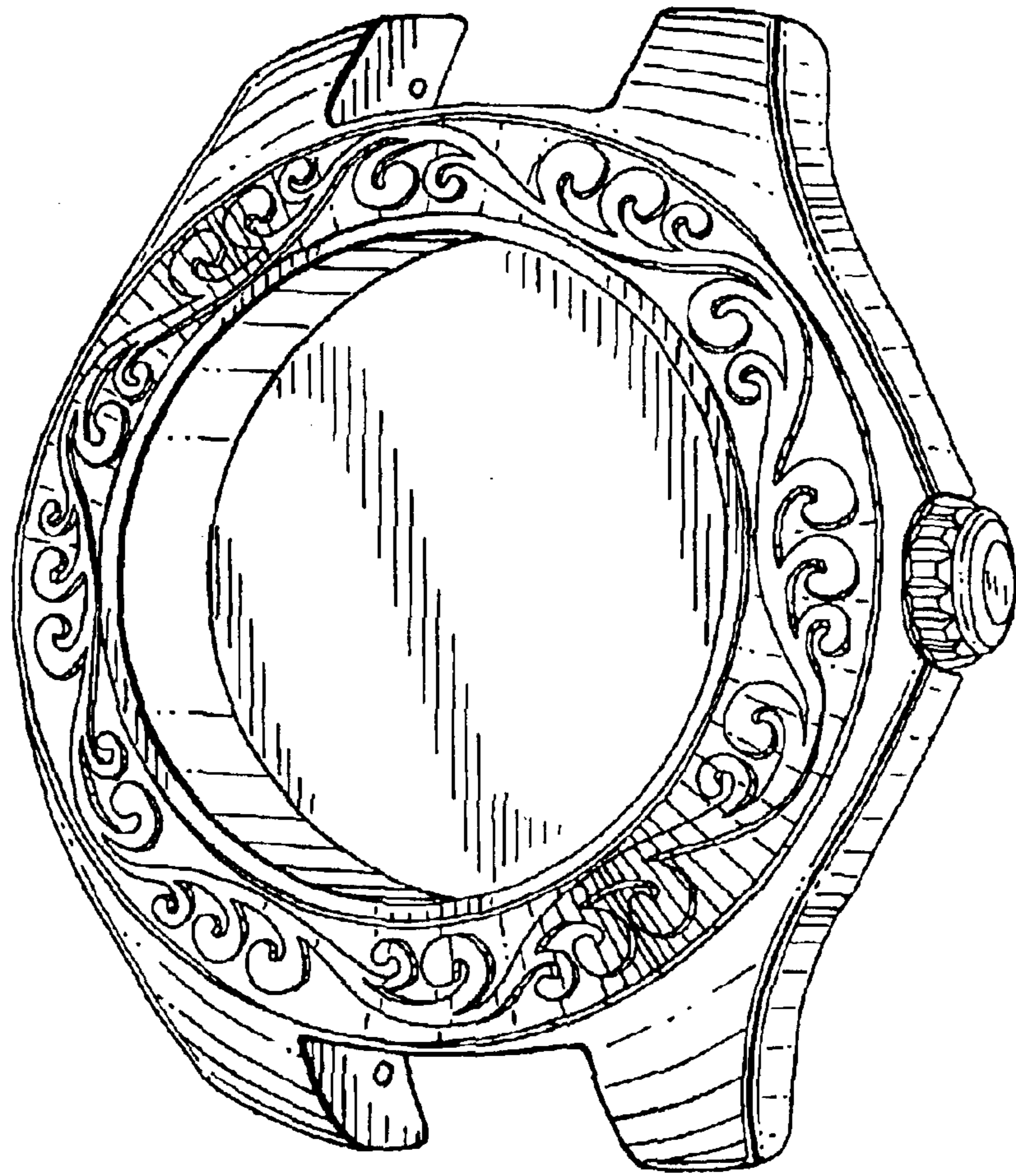


FIG. 1




FIG. 2




FIG. 4




FIG. 3

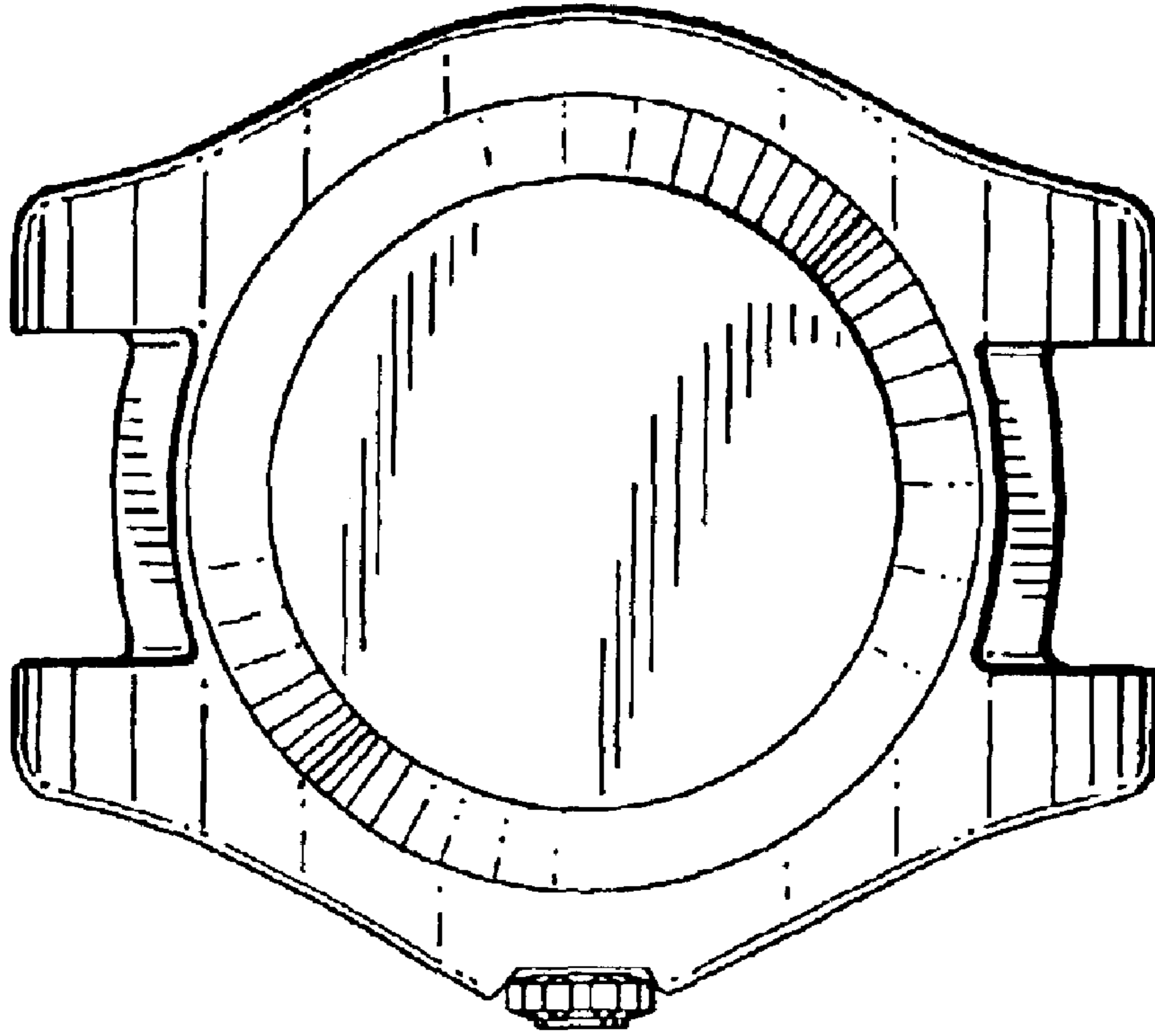


FIG. 6

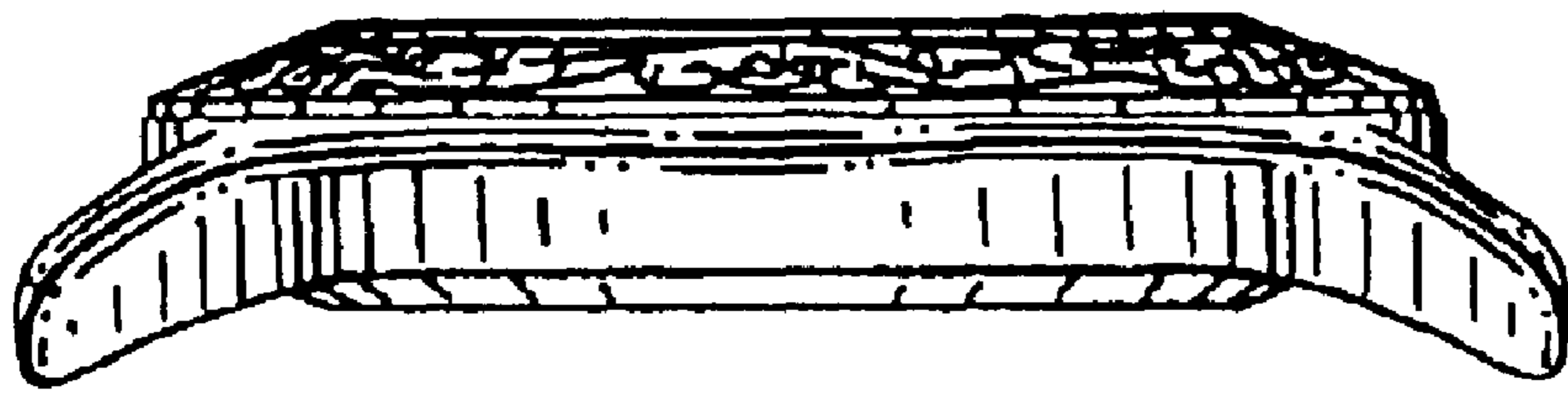


FIG. 5