



US00D494845S1

(12) **United States Design Patent**  
**Winter et al.**

(10) **Patent No.:** **US D494,845 S**  
(45) **Date of Patent:** **\*\* Aug. 24, 2004**

(54) **END CAP FOR SHOWER ROD**  
(75) Inventors: **Paul Winter**, Newark, DE (US); **Jose Suero, Jr.**, Newark, DE (US)  
(73) Assignee: **Zenith Products Corp.**, New Castle, DE (US)  
(\*\*) Term: **14 Years**

D391,842 S \* 3/1998 Sartini et al. .... D8/376  
D405,995 S \* 2/1999 Harris ..... D6/524  
D431,948 S \* 10/2000 Chen ..... D6/524  
D443,813 S \* 6/2001 Harwanko ..... D8/376  
D452,790 S \* 1/2002 Chen ..... D6/524  
D453,433 S \* 2/2002 Gilbert et al. .... D6/524  
D466,350 S \* 12/2002 Tai ..... D6/550  
D466,799 S \* 12/2002 Suero, Jr. .... D8/376  
D481,234 S \* 10/2003 Lai ..... D6/524

\* cited by examiner

(21) Appl. No.: **29/189,230**  
(22) Filed: **Aug. 29, 2003**

*Primary Examiner*—Brian N Vinson  
(74) *Attorney, Agent, or Firm*—Edgar A. Zarins; Lloyd D. Doigan

(51) **LOC (7) Cl.** ..... **08-05**  
(52) **U.S. Cl.** ..... **D8/376; D6/550**  
(58) **Field of Search** ..... D6/546–550, 518–519,  
D6/522–524; D8/300, 303, 315–321; 108/28–29;  
211/13.1, 16, 60.1, 86.01, 87.01, 88.01,  
88.04, 100, 105.1–105.2, 123, 181.1, 182;  
248/175, 176.1, 251, 302; 16/110.1, 412,  
415; 242/570, 590, 595–598

(57) **CLAIM**

The ornamental design for an end cap for shower rod, as shown and described.

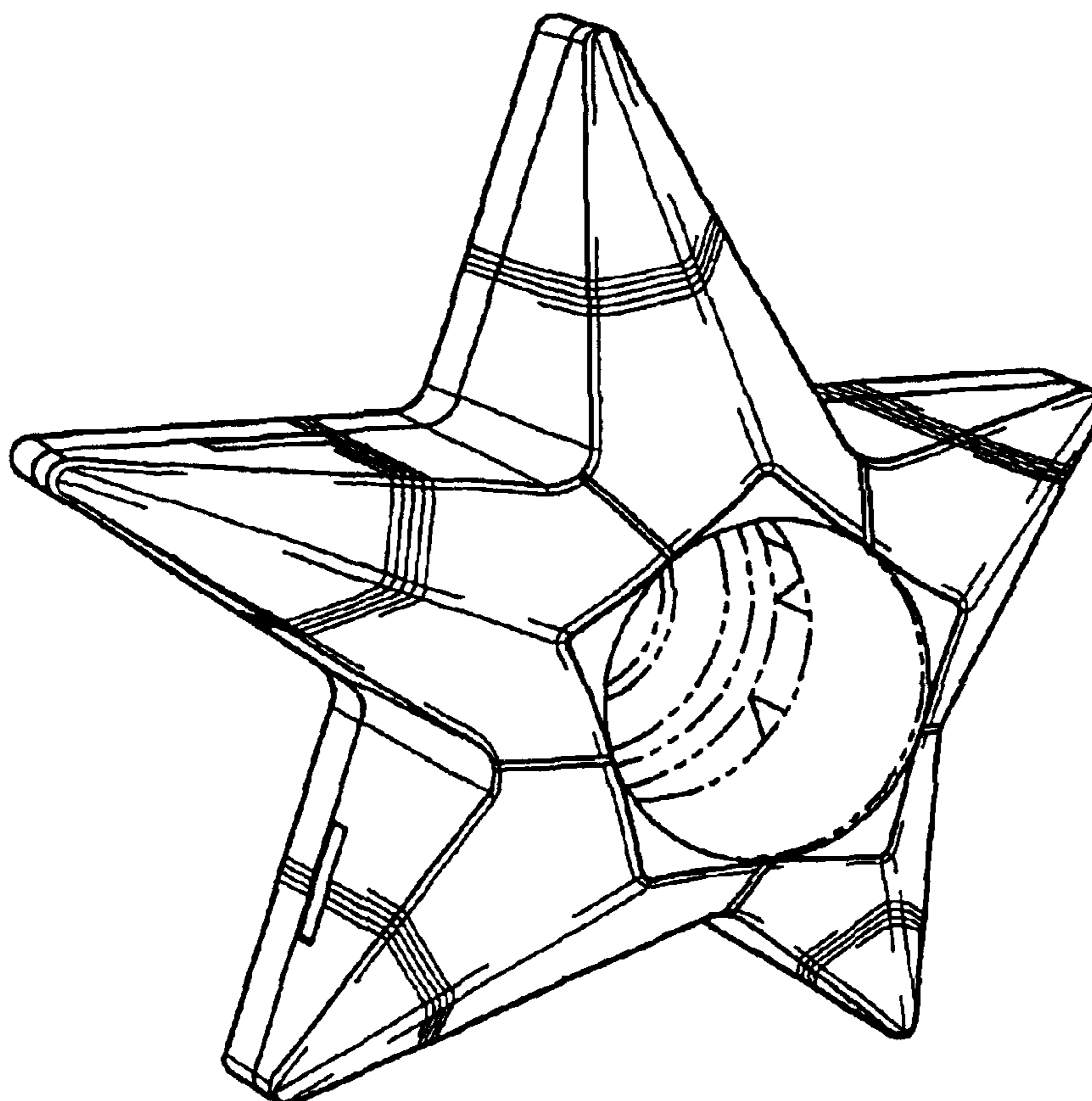
**DESCRIPTION**

FIG. 1 is a perspective view of an end cap for shower rod showing our new design;  
FIG. 2 is a front elevational view thereof; and,  
FIG. 3 is a side view thereof.  
The broken-line disclosure in the view is for illustrative purposes only and forms no part of the claimed design.

(56) **References Cited**  
**U.S. PATENT DOCUMENTS**

D300,238 S \* 3/1989 Kohler et al. .... D6/524 X  
D327,421 S \* 6/1992 Pagan ..... D8/376  
D361,671 S \* 8/1995 Sharpe ..... D6/323

**1 Claim, 1 Drawing Sheet**



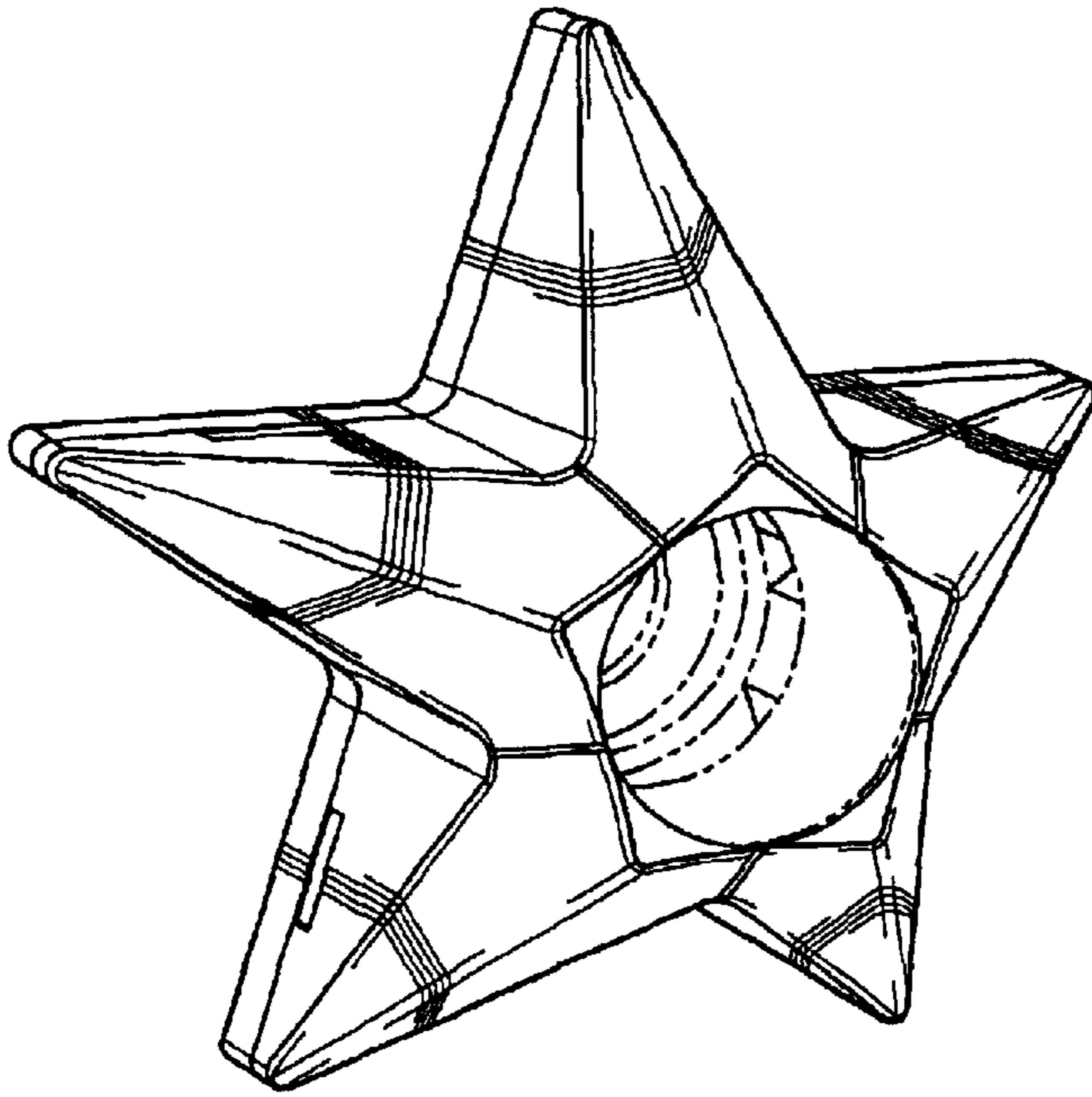


Fig-1

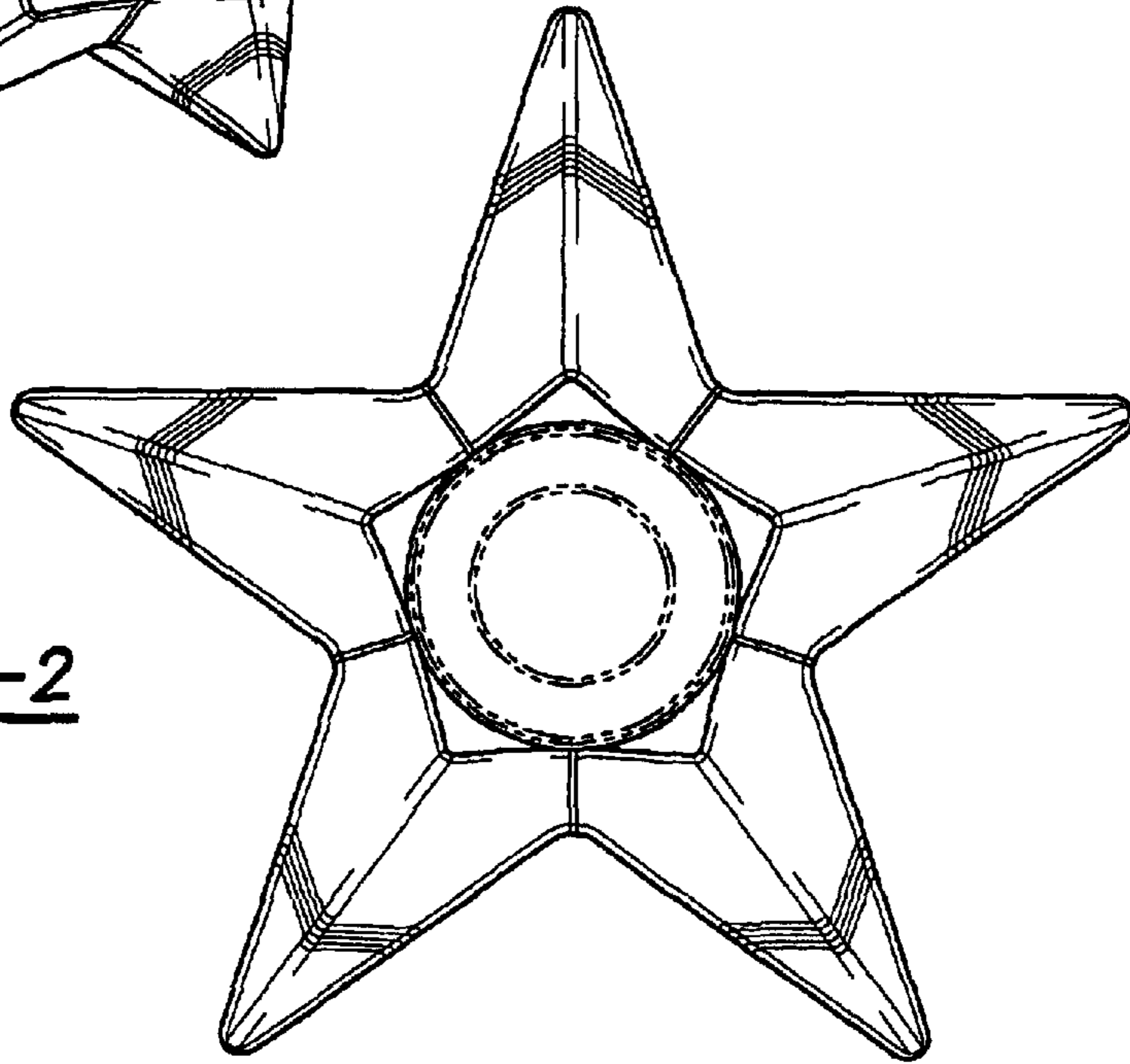


Fig-2

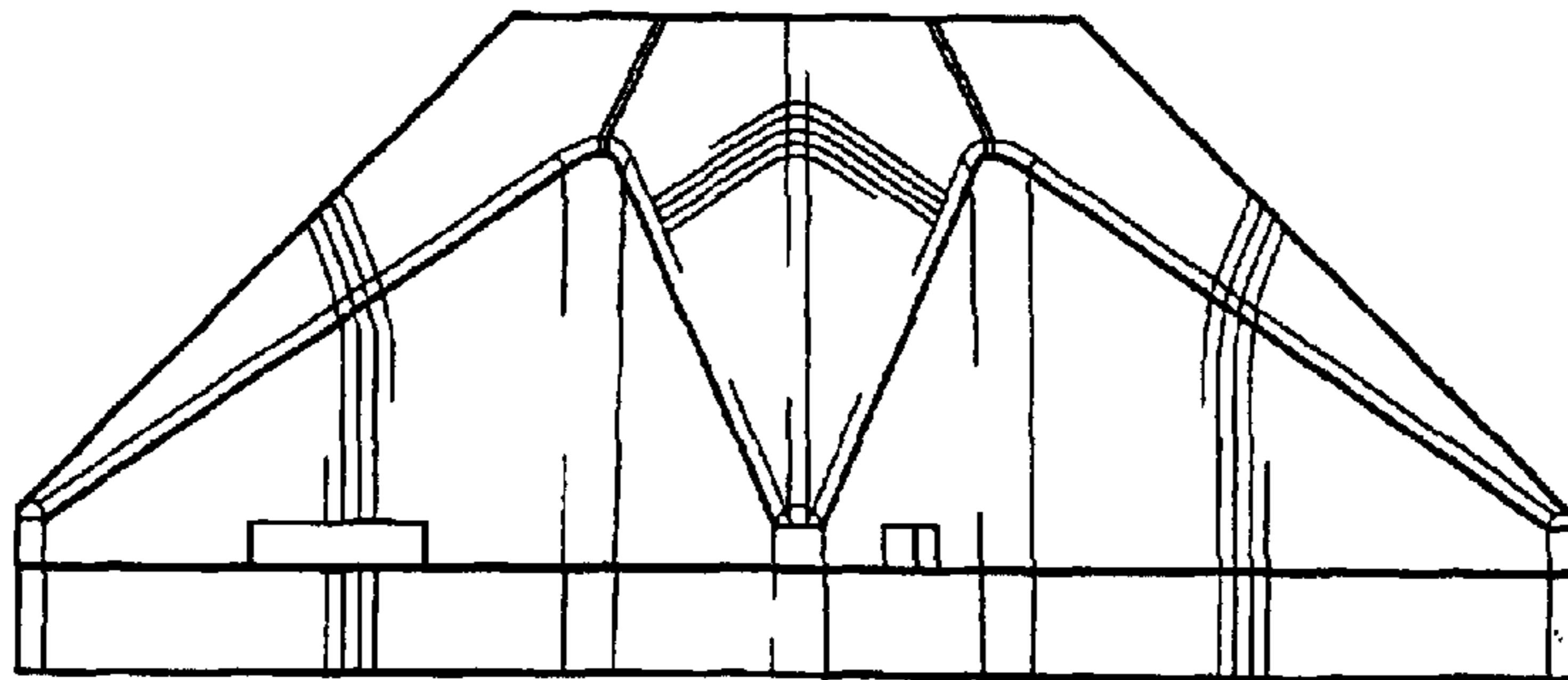


Fig-3