

US00D494844S1

(12) **United States Design Patent**  
**Klein et al.**

(10) **Patent No.: US D494,844 S**

(45) **Date of Patent: \*\* Aug. 24, 2004**

(54) **HANGER BRACKET FOR CABINET DOOR STORAGE RACK**

(75) Inventors: **Richard B. Klein**, Overland Park, KS (US); **John W. Scott**, Lenexa, KS (US); **Chris Serslev**, Leawood, KS (US)

(73) Assignee: **Lynk, Inc.**, Lenexa, KS (US)

(\*\*) Term: **14 Years**

(21) Appl. No.: **29/169,696**

(22) Filed: **Oct. 24, 2002**

(51) **LOC (7) Cl.** ..... **08-08**

(52) **U.S. Cl.** ..... **D8/372**

(58) **Field of Search** ..... D8/349, 354, 373;  
D6/323; 248/304, 214-215, 317

(56) **References Cited**

**U.S. PATENT DOCUMENTS**

- 28,174 A \* 5/1860 Hochstrasser ..... 248/215
- 767,589 A \* 8/1904 Moore ..... 248/201
- 2,459,909 A 1/1949 Alofs
- 2,488,326 A \* 11/1949 Pratt ..... 248/311.2
- 3,918,670 A 11/1975 Doherty
- D287,550 S 1/1987 Tocci
- D342,889 S \* 1/1994 Adams ..... D8/367

- D354,412 S 1/1995 Emery
- 5,556,076 A \* 9/1996 Jacquay ..... 254/8 R
- D381,225 S 7/1997 Malik
- D385,481 S 10/1997 Klein et al.
- D386,668 S 11/1997 Klein et al.
- D397,565 S 9/1998 Klein et al.
- 5,855,279 A 1/1999 Klein et al.
- 6,152,313 A 11/2000 Klein et al.

\* cited by examiner

*Primary Examiner*—Holly Baynham

(74) *Attorney, Agent, or Firm*—Shook, Hradý & Bacon L.L.P.

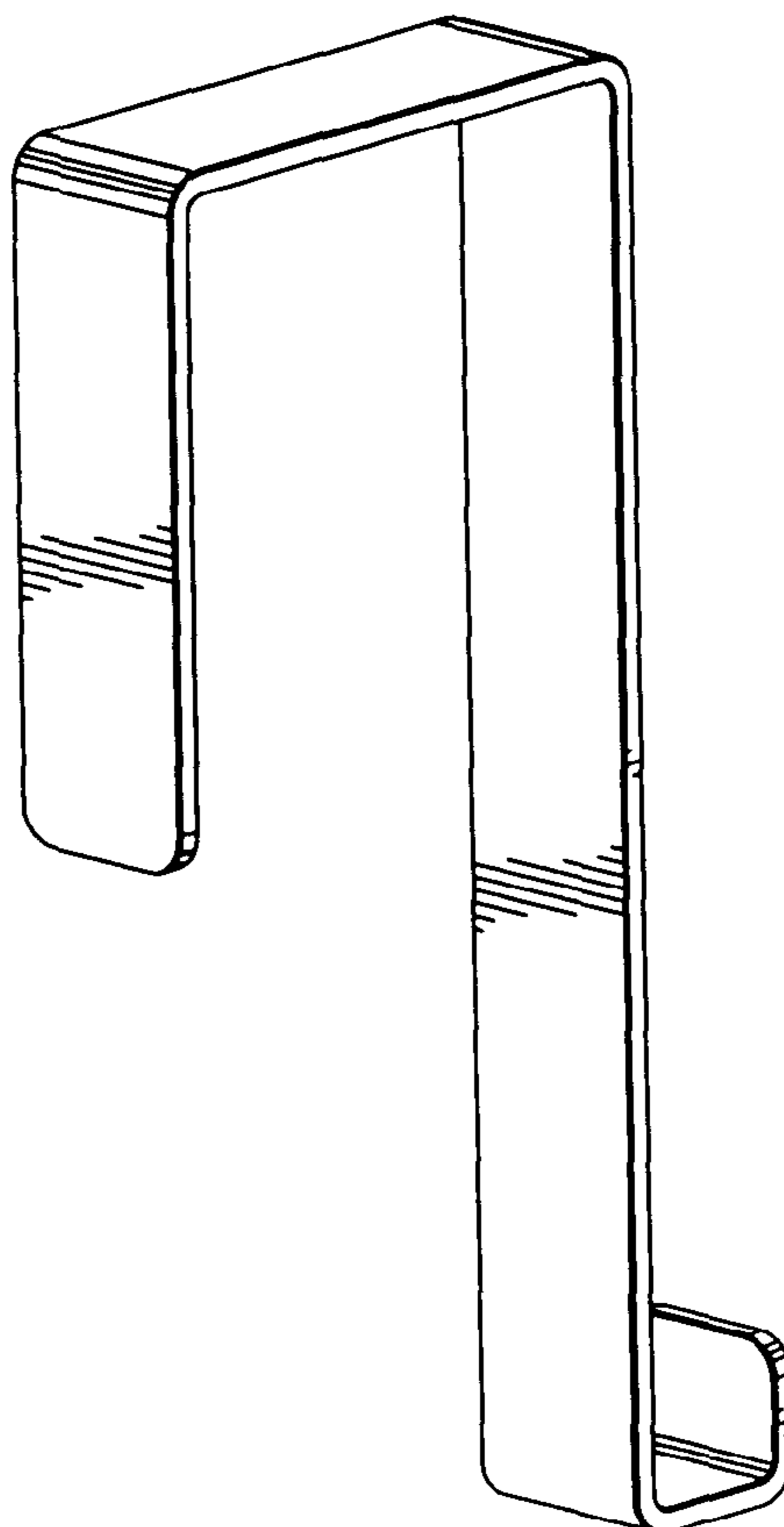
(57) **CLAIM**

The ornamental design for a hanger bracket for cabinet door storage rack, as shown and described.

**DESCRIPTION**

FIG. 1 is a perspective view of a hanger bracket for cabinet door storage rack showing our new design; FIG. 2 is a top plan view thereof; FIG. 3 is a front elevational view thereof; FIG. 4 is a rear elevational view thereof; FIG. 5 is a bottom plan view thereof; and, FIG. 6 is a side elevational view thereof taken from the right side, the opposite side appearing as a mirror image.

**1 Claim, 1 Drawing Sheet**



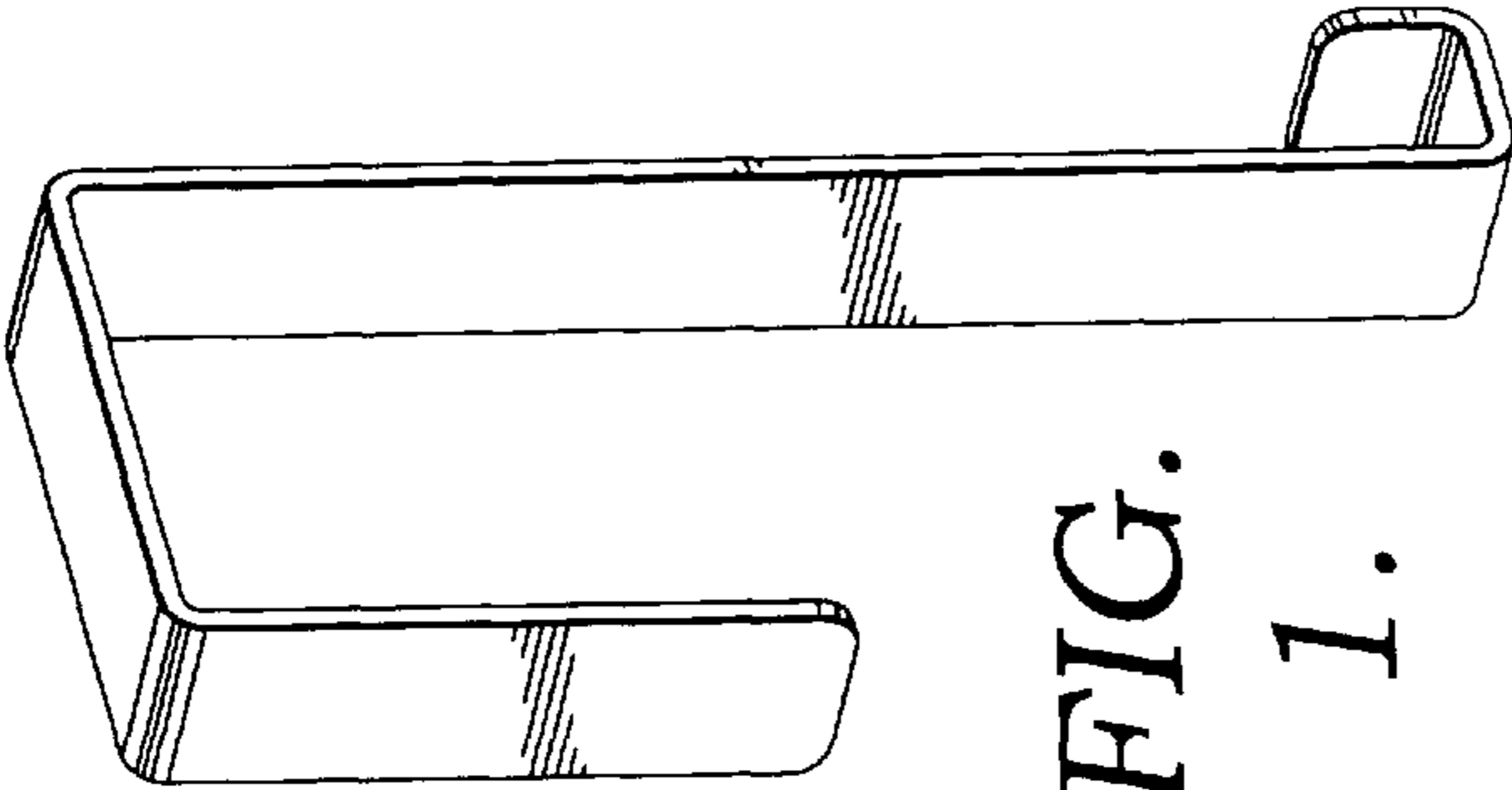


FIG. 1.

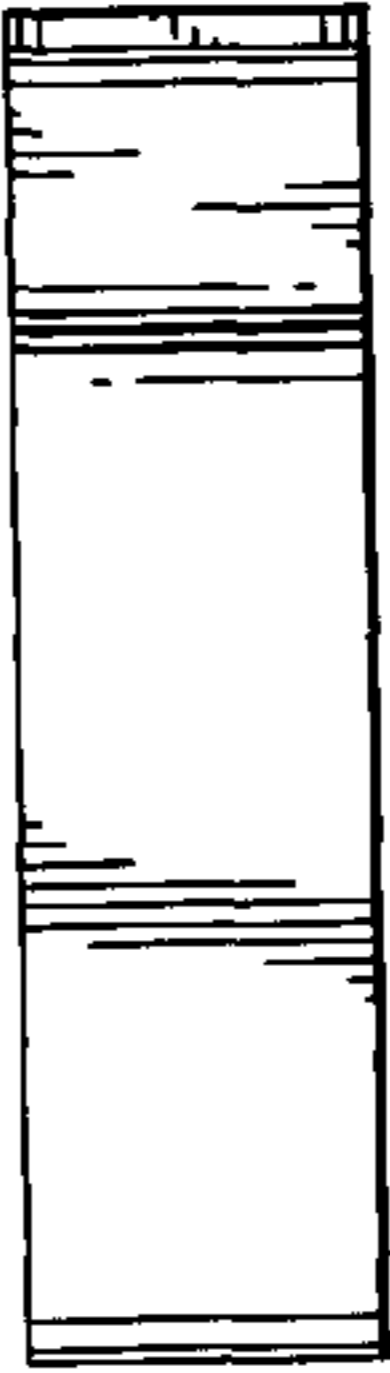


FIG. 2.

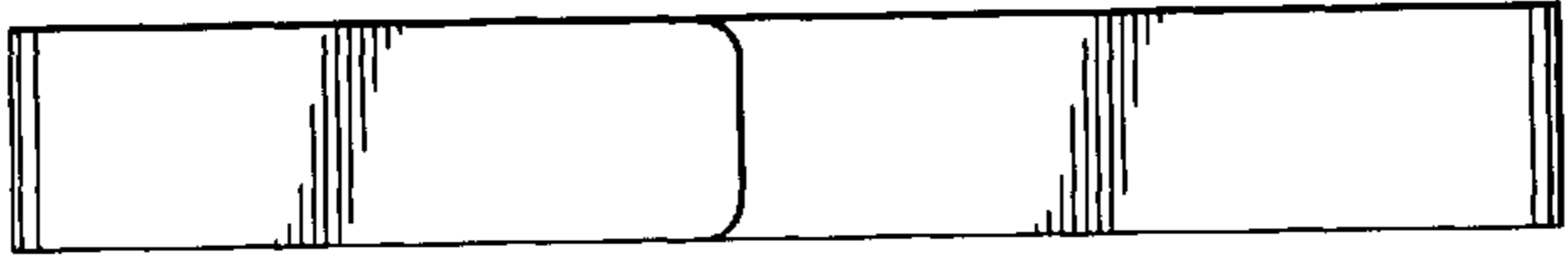


FIG. 3.

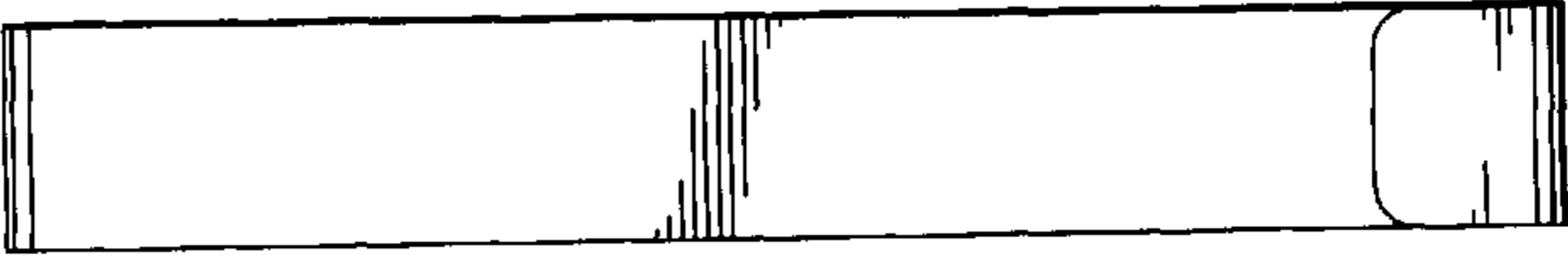


FIG. 4.

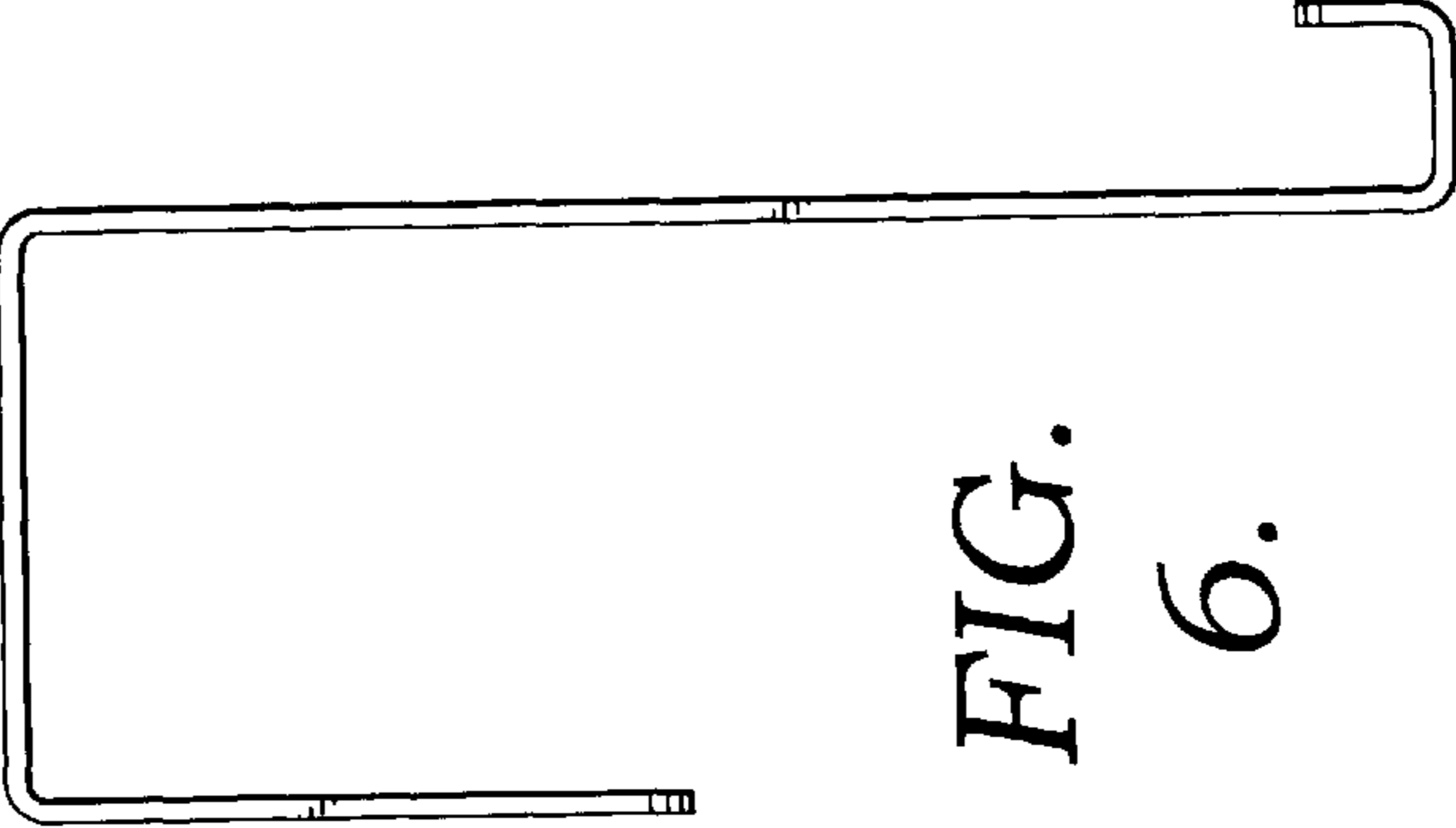


FIG. 6.

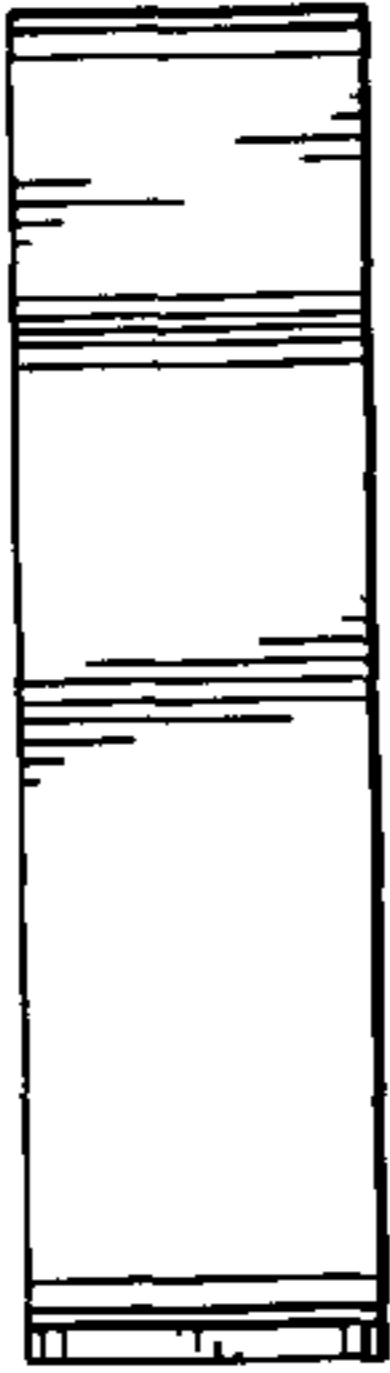


FIG. 5.