

US00D494833S1

(12) **United States Design Patent**
Macor

(10) **Patent No.: US D494,833 S**

(45) **Date of Patent: ** Aug. 24, 2004**

(54) **DOUBLE-ENDED WRENCH HANDLE**

D445,014 S * 7/2001 Douglas et al. D8/107
D481,613 S * 11/2003 Macor D8/107
6,655,239 B1 * 12/2003 Macor 81/125.1

(75) Inventor: **Richard J. Macor**, Hunterdon County,
NJ (US)

* cited by examiner

(73) Assignee: **Proprietary Technologies, Inc.**, NJ
(US)

Primary Examiner—Clare E Heflin

(**) Term: **14 Years**

(57) **CLAIM**

(21) Appl. No.: **29/191,293**

The ornamental design for a double-ended wrench handle, as shown and described.

(22) Filed: **Oct. 3, 2003**

DESCRIPTION

(51) **LOC (7) Cl.** **08-05**

This patent application is related to patent applications Ser. Nos. 10/226,055; 10/241,100; and, 29/176,094, all of which were filed by the inventor herein.

(52) **U.S. Cl.** **D8/107**

(58) **Field of Search** D8/21–29, 107,
D8/303, 17, 82–87; 81/125.1, 124.1, 124.4,
177.1–177.7, 489, 436–440; 16/110.1, 421,
422, 430, 431; D7/395, 649, 402.1

FIG. 1 is a perspective view of a double-ended wrench handle showing my new design;
FIG. 2 is a top plan view thereof;
FIG. 3 is a bottom plan view thereof;
FIG. 4 is a right side elevation view thereof; and,
FIG. 5 is a left side elevation view thereof.

(56) **References Cited**

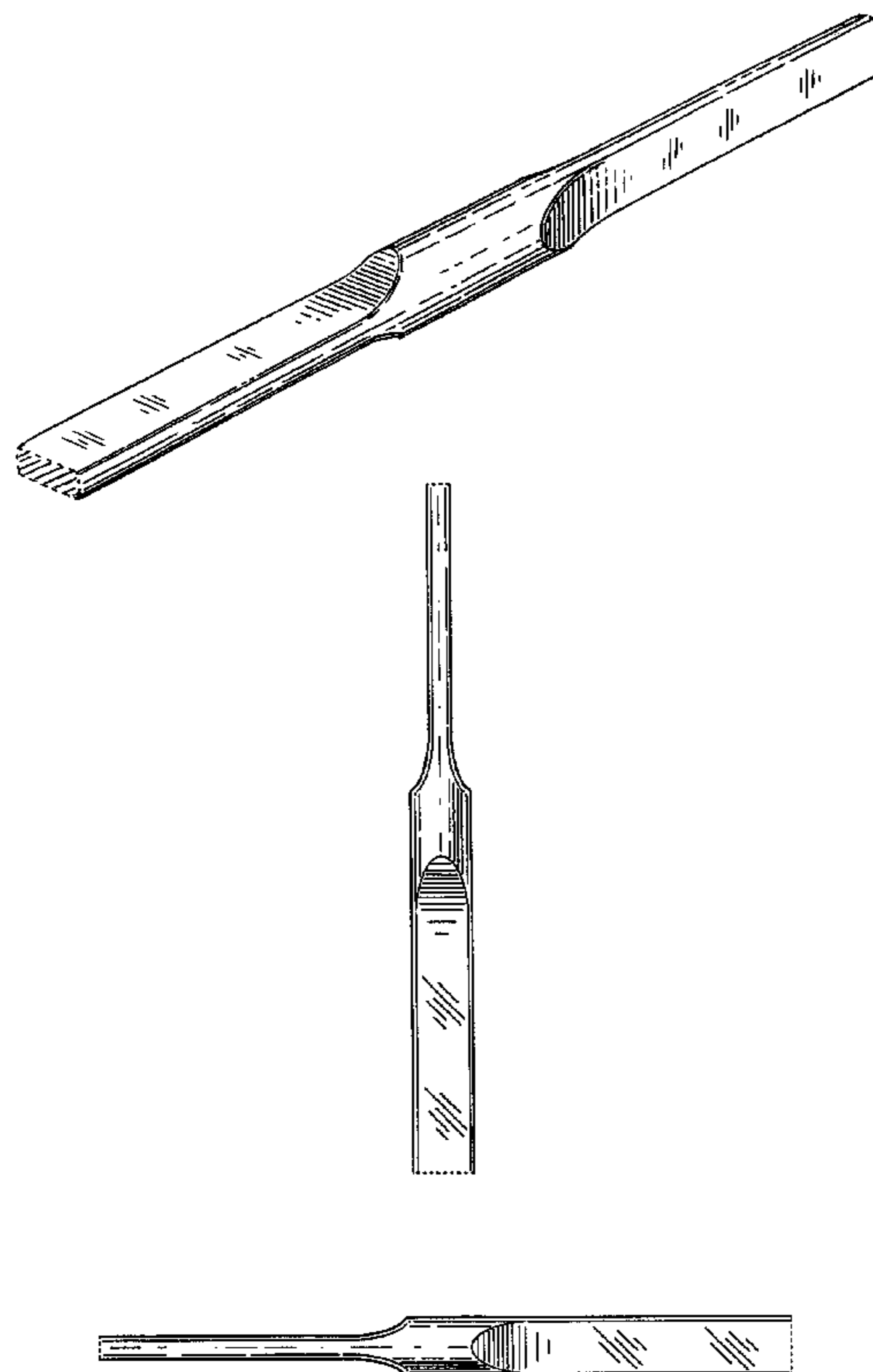
U.S. PATENT DOCUMENTS

- 827,846 A * 8/1906 Bowser et al. D8/29
- 1,049,455 A * 1/1913 Clarkson 81/177.1
- 1,793,714 A * 2/1931 Newberg 81/125.1
- 3,550,275 A * 12/1970 Theadore D8/107
- 4,002,207 A * 1/1977 Bartz 16/430
- 5,172,614 A * 12/1992 Monnet et al. 81/119
- D397,597 S * 9/1998 Davidson et al. D8/25
- D434,292 S * 11/2000 Hsieh D8/28

The front of the double-ended wrench handle forms no part of the claimed design; and, The rear of the double-ended wrench handle forms no part of the claimed design.

The broken line disclosure at the ends of the double-ended wrench handle shown in FIGS. 1–5 define the boundaries of the claimed subject matter, but form no part of it.

1 Claim, 2 Drawing Sheets



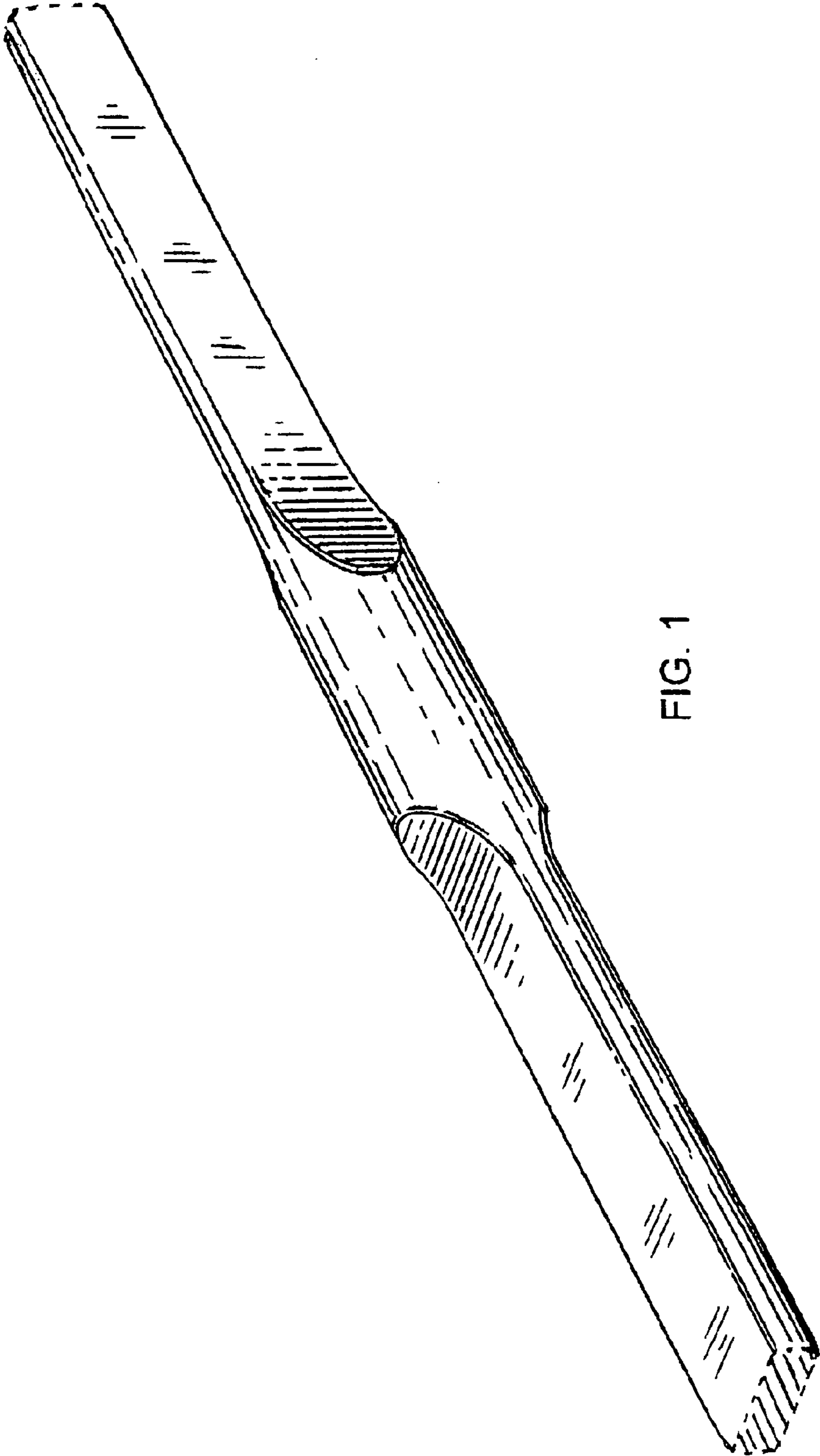


FIG. 1

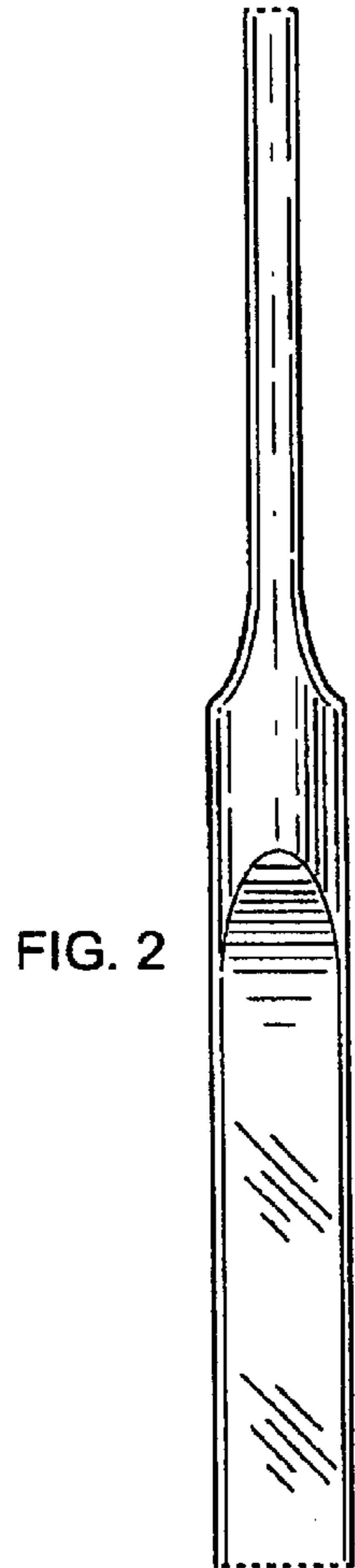


FIG. 2



FIG. 3



FIG. 4



FIG. 5