

US00D494830S1

(12) **United States Design Patent**
Konen

(10) **Patent No.:** **US D494,830 S**

(45) **Date of Patent:** **** Aug. 24, 2004**

(54) **POKE SAW HANDLE**

(75) **Inventor:** **Bruce P. Konen, Aurora, IL (US)**

(73) **Assignee:** **IDEAL Industries, Inc., Sycamore, IL (US)**

(**) **Term:** **14 Years**

(21) **Appl. No.:** **29/186,575**

(22) **Filed:** **Jul. 18, 2003**

(51) **LOC (7) Cl.** **08-03**

(52) **U.S. Cl.** **D8/97; D8/107**

(58) **Field of Search** **D8/95, 96, 97, D8/98, 99, 107; 81/489; 30/329, 344, 339, 506, 509, 513, 517, 519**

(56) **References Cited**

U.S. PATENT DOCUMENTS

D207,247 S	*	3/1967	Reuterfors	D8/97
3,338,278 A	*	8/1967	Reuterfors	30/166.3
4,411,068 A	*	10/1983	Theodorides	30/166.3
D307,381 S	*	4/1990	Kirkpatrick et al.	D8/95
D307,702 S	*	5/1990	Hsu	D8/97
D400,420 S	*	11/1998	Shiao	D8/83
D410,831 S	*	6/1999	Dossett	D8/97

D430,785 S	*	9/2000	Eriksson et al.	D8/97
D442,053 S	*	5/2001	Jimenez	D8/95
D466,784 S	*	12/2002	Chen	D8/97

* cited by examiner

Primary Examiner—Philip S. Hyder

(74) *Attorney, Agent, or Firm*—Cook, Alex, McFarron, Manzo, Cummings & Mehler, Ltd.

(57) **CLAIM**

The ornamental design for a poke saw handle, as shown and described.

DESCRIPTION

FIG. 1 is a perspective view of my new design for a poke saw handle;

FIG. 2 is a rear view thereof;

FIG. 3 is a front view thereof;

FIG. 4 is a right side view thereof;

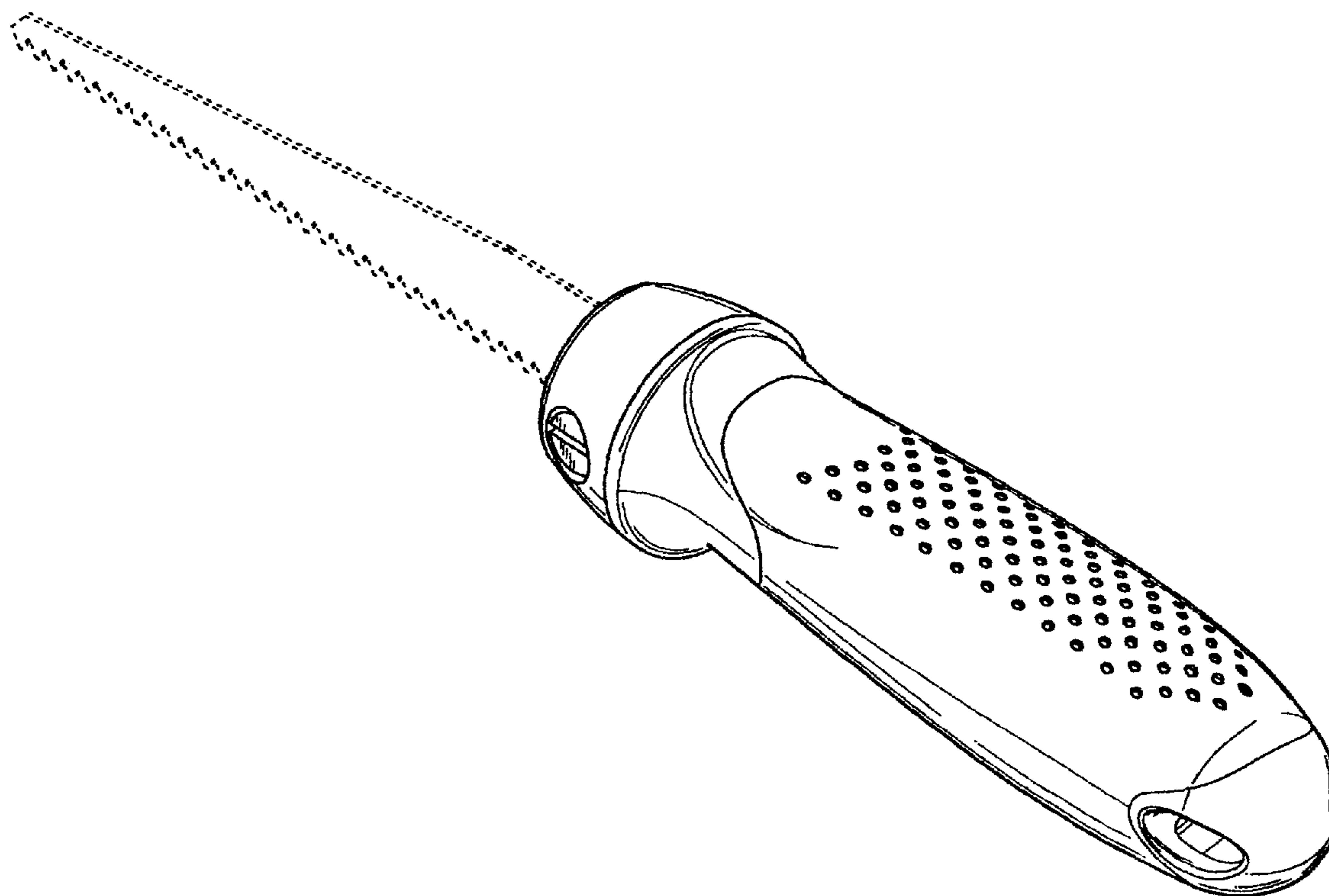
FIG. 5 is a left side view thereof;

FIG. 6 is a top end view thereof; and,

FIG. 7 is a bottom end view thereof.

The broken line showings of the blade are for illustrative purposes only and form no part of the claimed design.

1 Claim, 3 Drawing Sheets



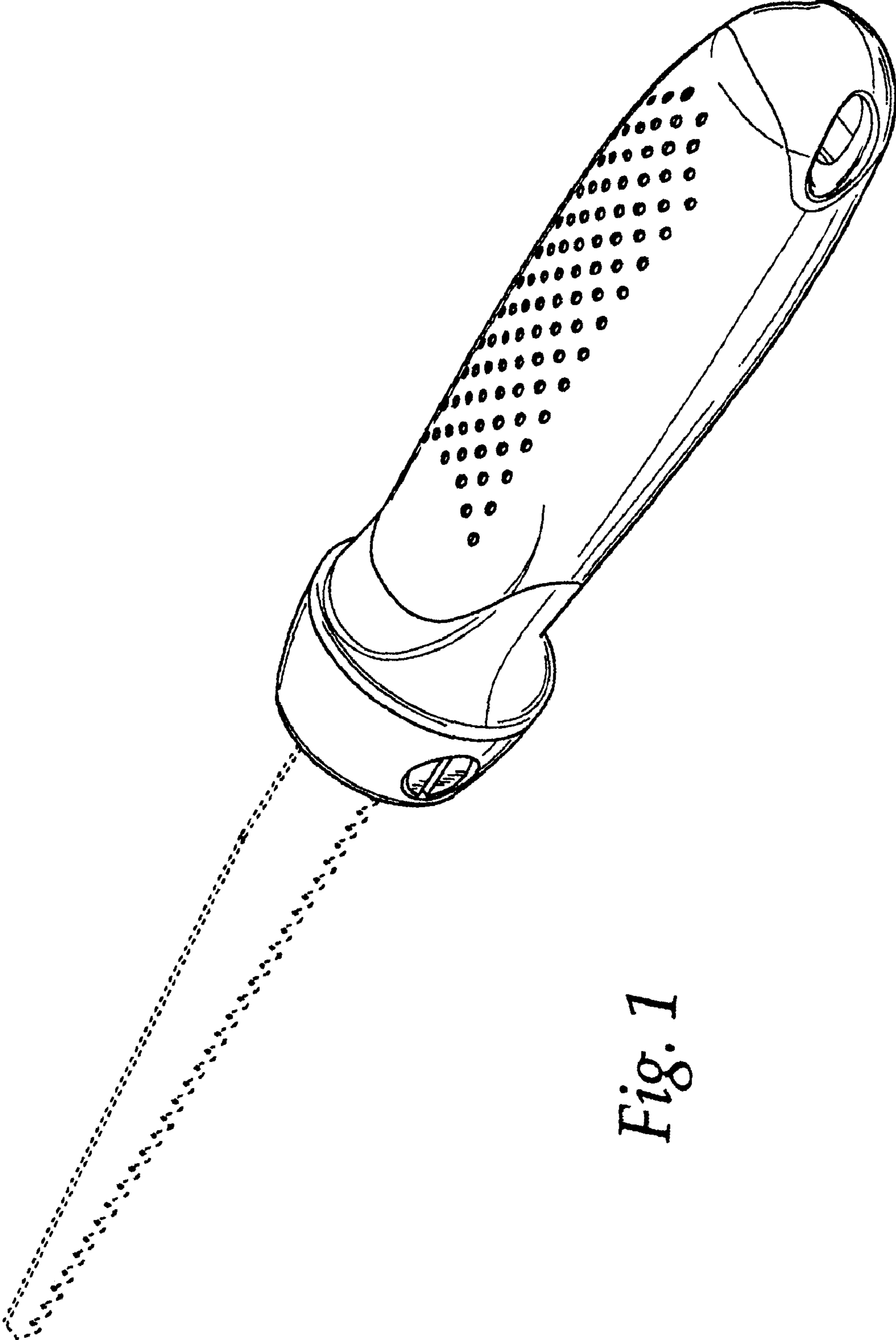


Fig. 1

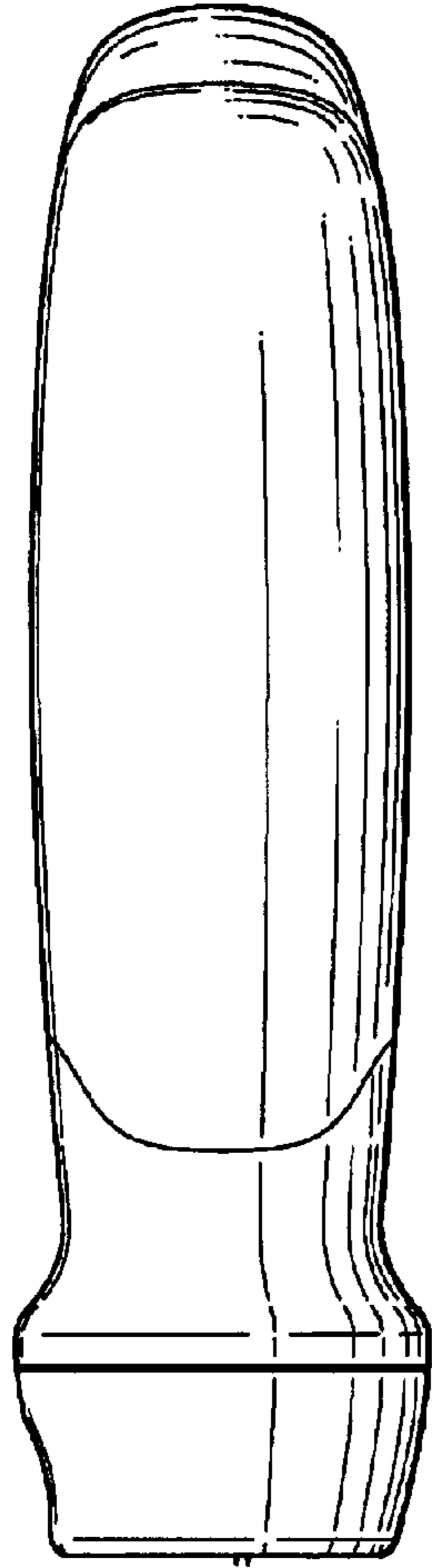


Fig. 2

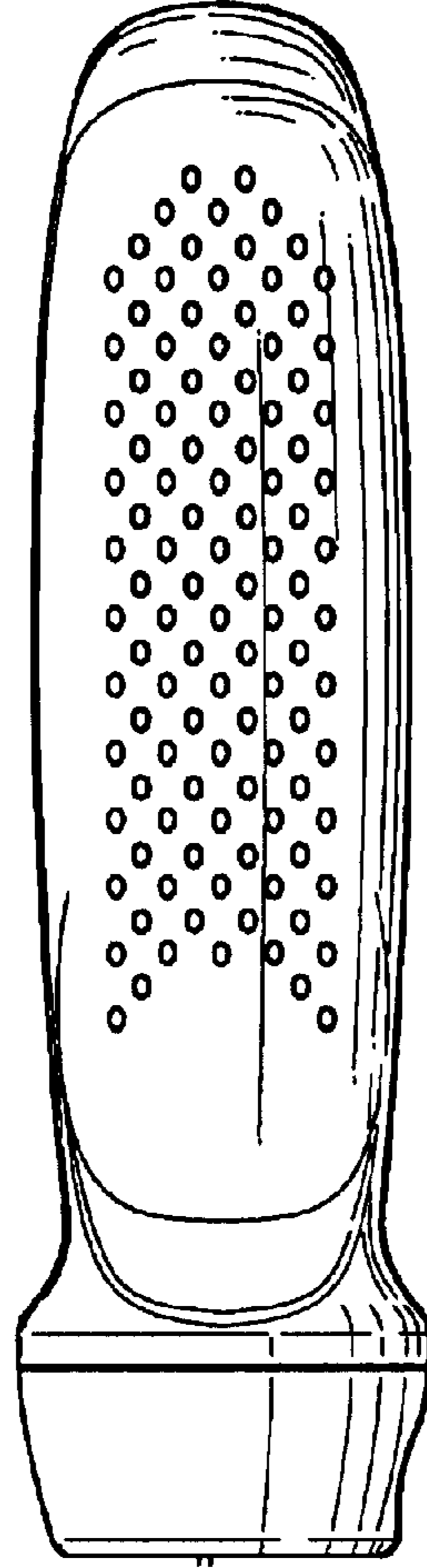


Fig. 3

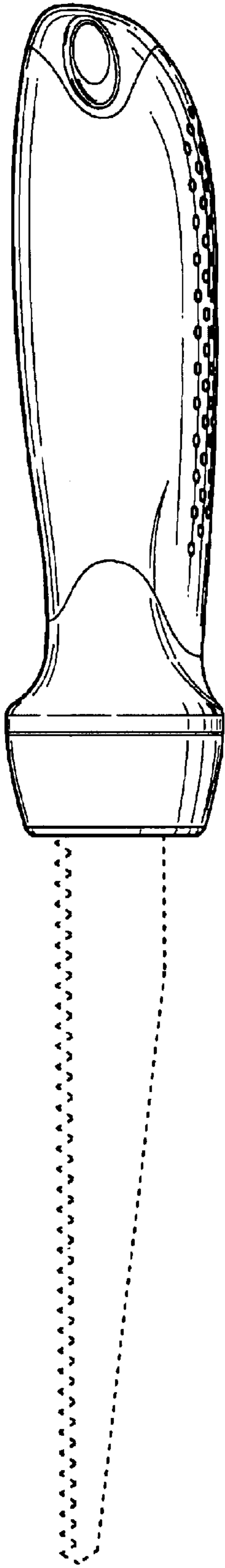


Fig. 4

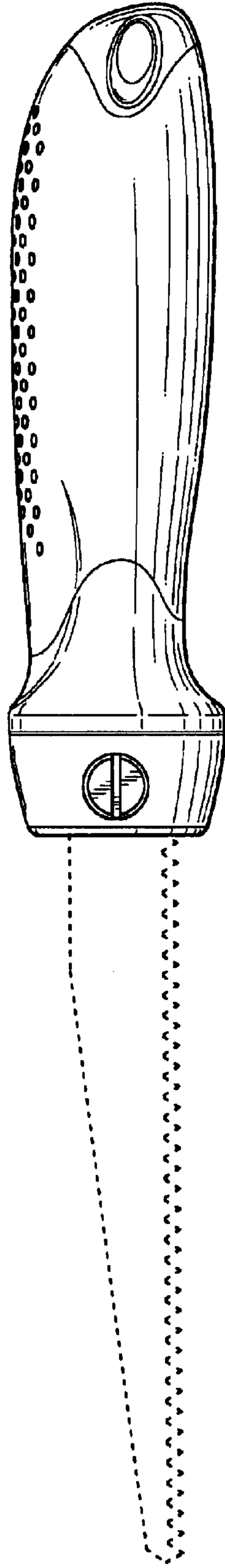


Fig. 5

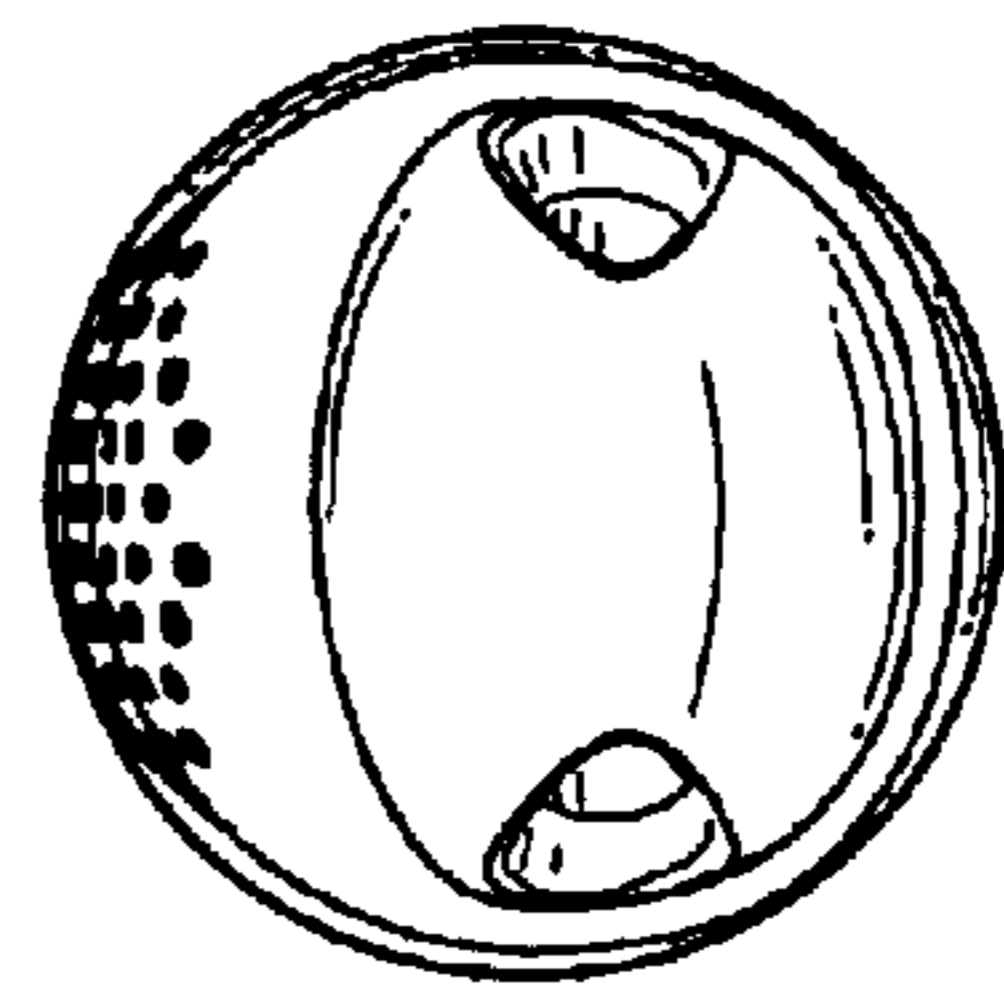


Fig. 6




Fig. 7