

US00D494824S1

(12) **United States Design Patent**  
**Hernandez**

(10) **Patent No.:** **US D494,824 S**

(45) **Date of Patent:** **\*\* Aug. 24, 2004**

(54) **CHISEL HANDLE**

(75) **Inventor:** **Hector Ray Hernandez, Whittier, CA (US)**

(73) **Assignee:** **Alltrade Tools LLC, Long Beach, CA (US)**

(\*\*) **Term:** **14 Years**

(21) **Appl. No.:** **29/167,778**

(22) **Filed:** **Sep. 20, 2002**

(51) **LOC (7) Cl.** ..... **08-05**

(52) **U.S. Cl.** ..... **D8/47; D8/83; D8/107**

(58) **Field of Search** ..... **D8/14, 45, 47, D8/82, 83, 107; 30/167, 168; 16/110 R; 81/489, 177.1**

(56) **References Cited**

**U.S. PATENT DOCUMENTS**

D229,282 S	*	11/1973	Covey	.....	D8/47
D237,037 S	*	10/1975	Brunosson	.....	D8/47
D313,158 S	*	12/1990	Cecil et al.	.....	D8/107
D372,411 S	*	8/1996	Ho	.....	D8/83

D399,722 S	*	10/1998	Eidsmoe et al.	.....	D8/107
D402,179 S	*	12/1998	Scott	.....	D8/107
D408,252 S	*	4/1999	Holland-Letz	.....	D8/83
D418,034 S	*	12/1999	Ho	.....	D8/83
D453,674 S	*	2/2002	Hsiao	.....	D8/107

\* cited by examiner

*Primary Examiner*—Philip S. Hyder

(74) *Attorney, Agent, or Firm*—Robert R. Thornton

(57) **CLAIM**

The ornamental design for a chisel handle, as shown and described.

**DESCRIPTION**

FIG. 1 is a perspective view of a chisel handle showing my new design, and including a typical chisel blade shown in broken lines and which forms no part of the present invention;

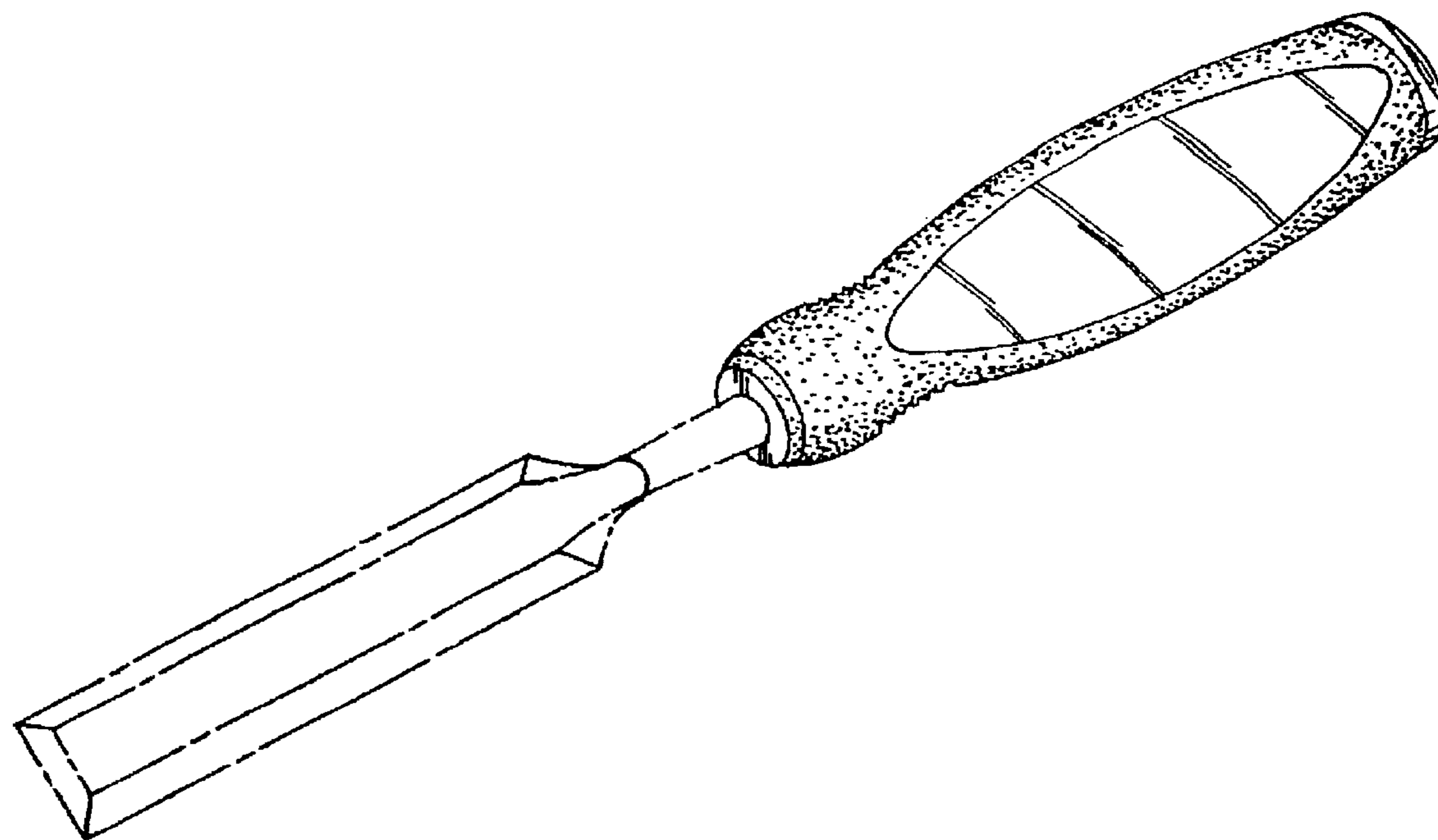
FIG. 2 is a top plan view thereof;

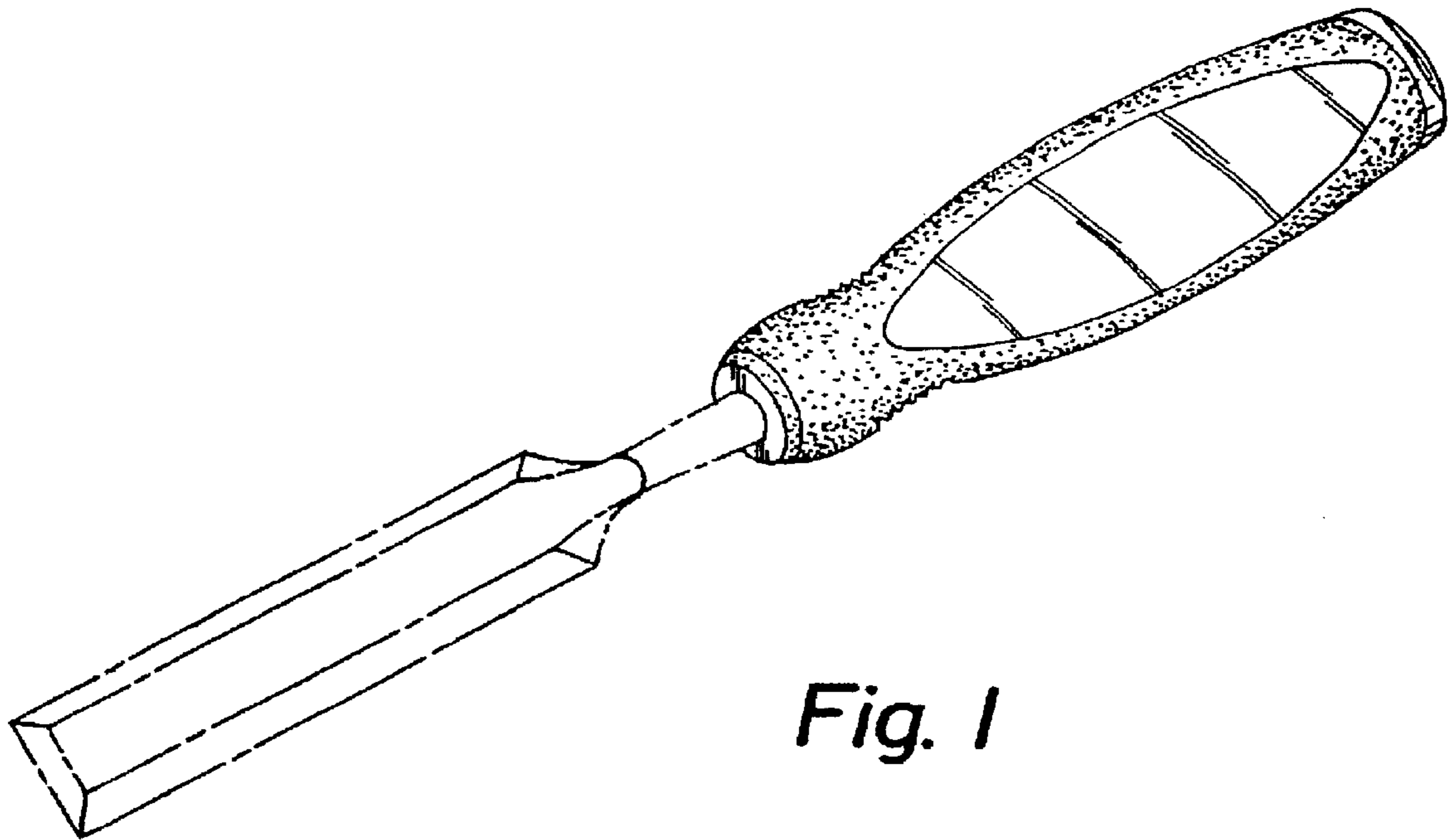
FIG. 3 is a left side elevational view thereof, the right side being a mirror image thereof;

FIG. 4 is a front elevational view thereof; and,

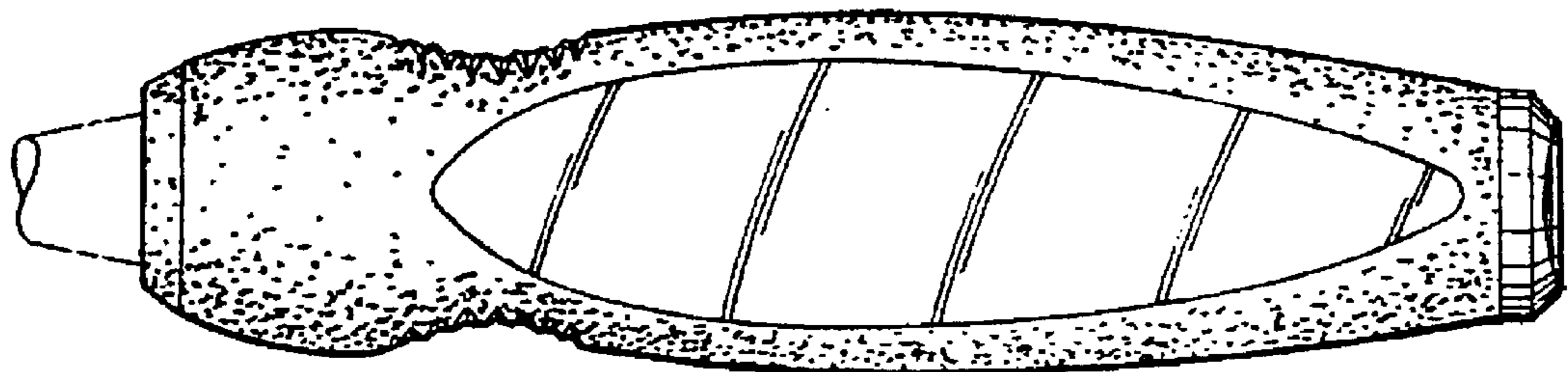
FIG. 5 is a rear elevational view thereof.

**1 Claim, 2 Drawing Sheets**

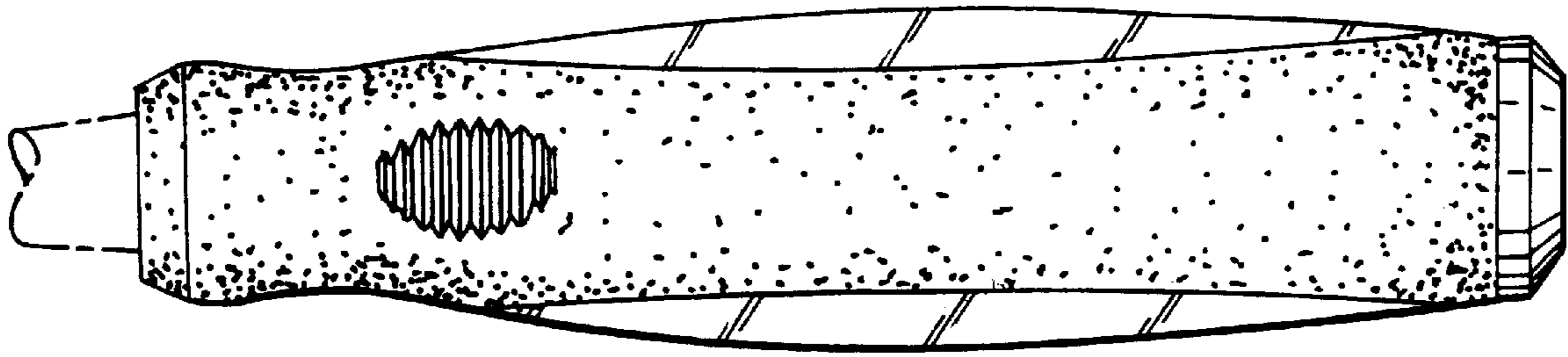




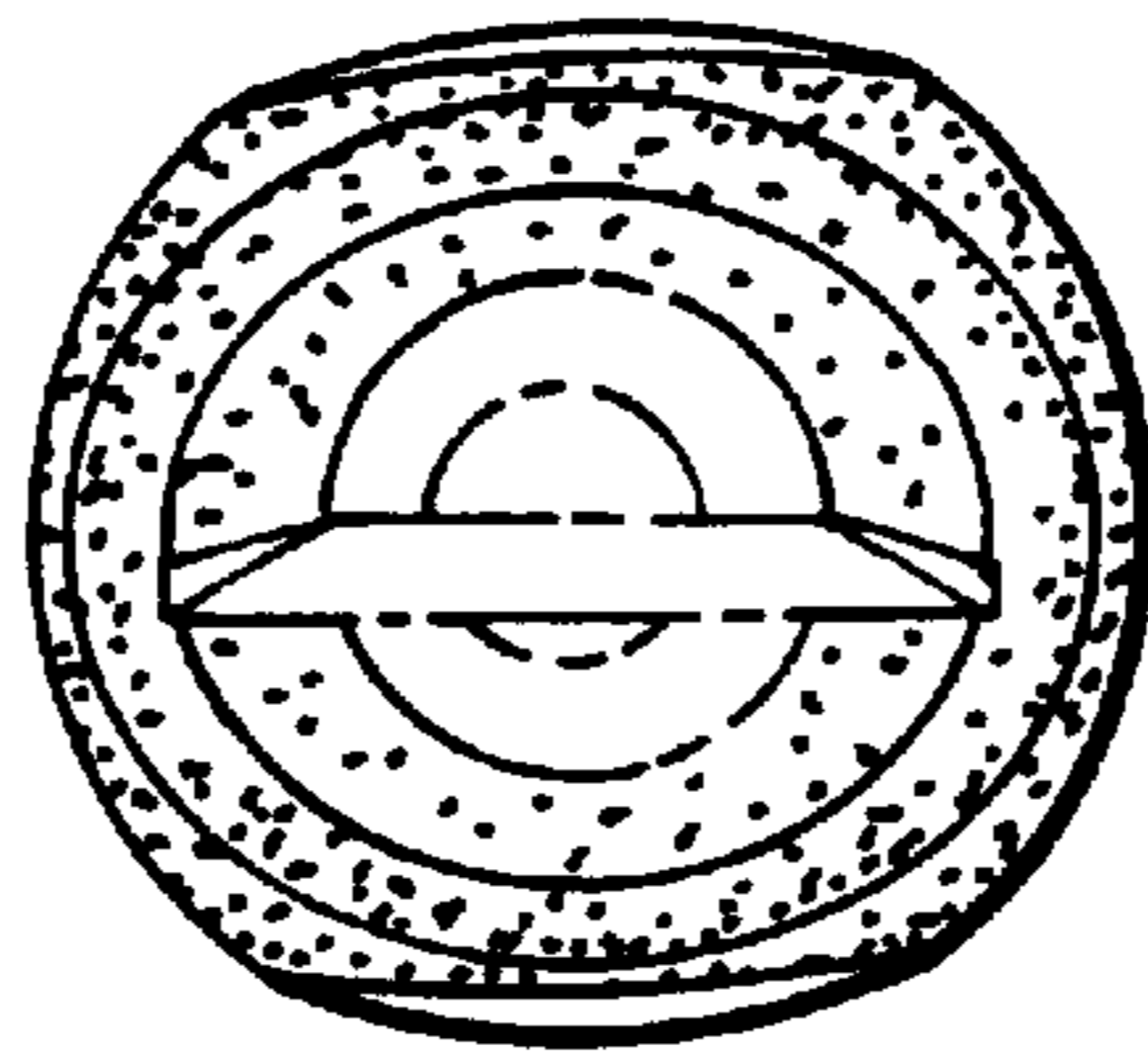
*Fig. 1*



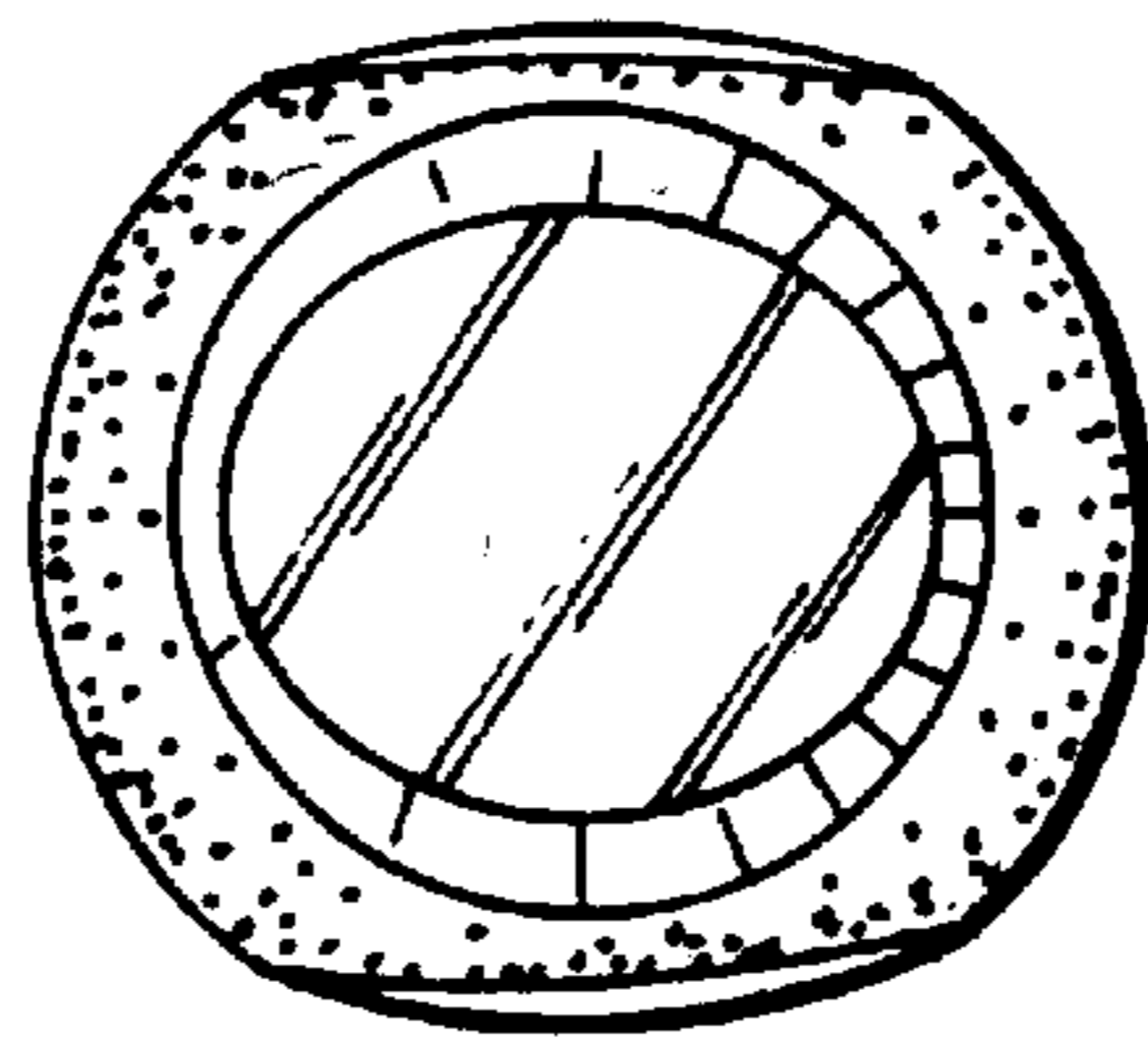
*Fig. 2*



*Fig. 3*



*Fig. 4*



*Fig. 5*