

US00D494807S1

(12) **United States Design Patent** (10) **Patent No.:** **US D494,807 S**  
**Zemel** (45) **Date of Patent:** **\*\* Aug. 24, 2004**

(54) **HAND GRIP FOR BARBECUE TOOL**

(75) Inventor: **Marc Zemel**, Old Bethpage, NY (US)

(73) Assignee: **Mr. Bar-B-Q-, Inc.**, Old Bethpage, NY (US)

(\*\*) Term: **14 Years**

(21) Appl. No.: **29/183,837**

(22) Filed: **Jun. 19, 2003**

(51) **LOC (7) Cl.** ..... **07-06**

(52) **U.S. Cl.** ..... **D7/393**

(58) **Field of Search** ..... D7/393, 395, 681-697;  
D8/107; 16/110.1, 430, 431, 436; 294/99.1,  
99.2, 118, 119

(56) **References Cited**

**U.S. PATENT DOCUMENTS**

D254,767 S	*	4/1980	Christen, Jr.	.....	D7/686
D392,848 S	*	3/1998	Zeller	.....	D7/683
D417,121 S	*	11/1999	Brunianyn	.....	D7/395
D444,041 S	*	6/2001	Thuma	.....	D7/686

\* cited by examiner

*Primary Examiner*—Terry A. Wallace

(74) *Attorney, Agent, or Firm*—Seth Natter; Natter & Natter

(57) **CLAIM**

The ornamental design for a hand grip for barbecue tool, as shown and described.

**DESCRIPTION**

FIG. 1 is a perspective view of a hand grip for barbecue tool showing my new design;

FIG. 2 is a front elevational view thereof;

FIG. 3 is a side view thereof;

FIG. 4 is a top view thereof;

FIG. 5 is a perspective view of an alternate embodiment of a hand grip for barbecue tool showing my new design;

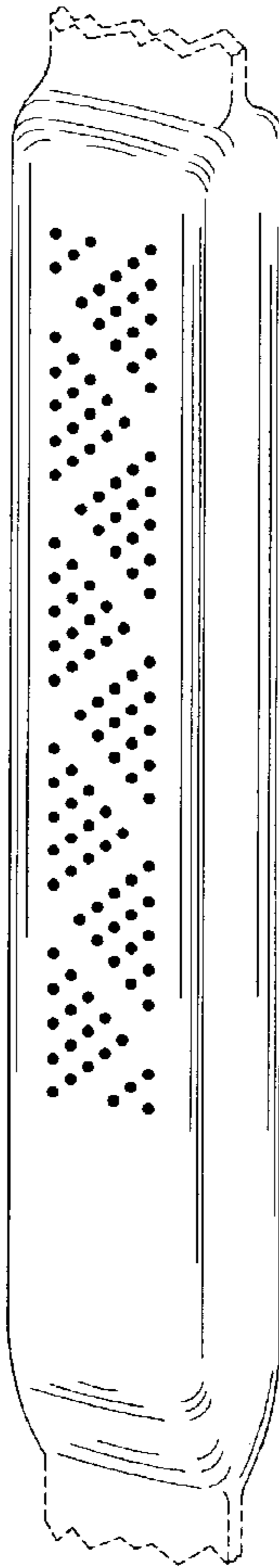
FIG. 6 is a front elevational view of the alternate embodiment;

FIG. 7 is a side view of the alternate embodiment; and,

FIG. 8 is an end view of the alternate embodiment.

The rear, bottom, side and end views not illustrated are mirror images of the front, top, side and end views illustrated; the back of the alternate embodiment is plain and unornamented and portions of a handle shank shown in dashed lines do not form part of the claimed design.

**1 Claim, 4 Drawing Sheets**



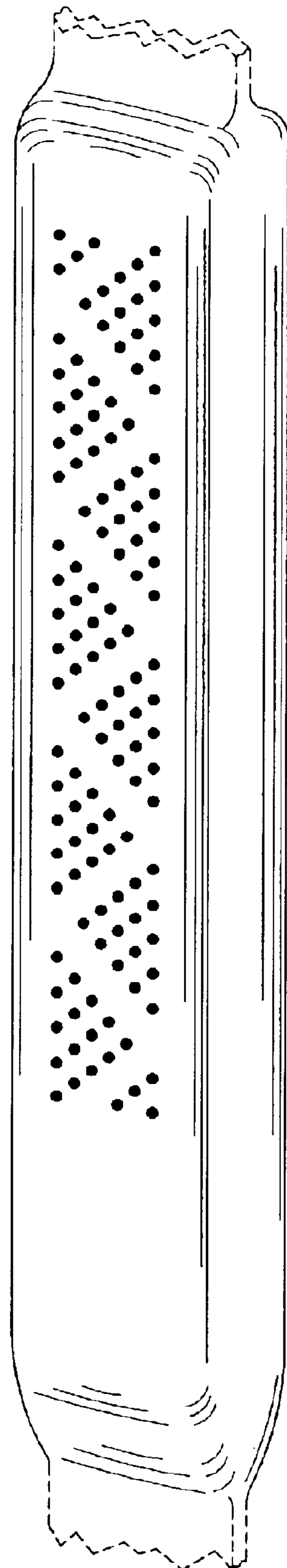


FIG. 1

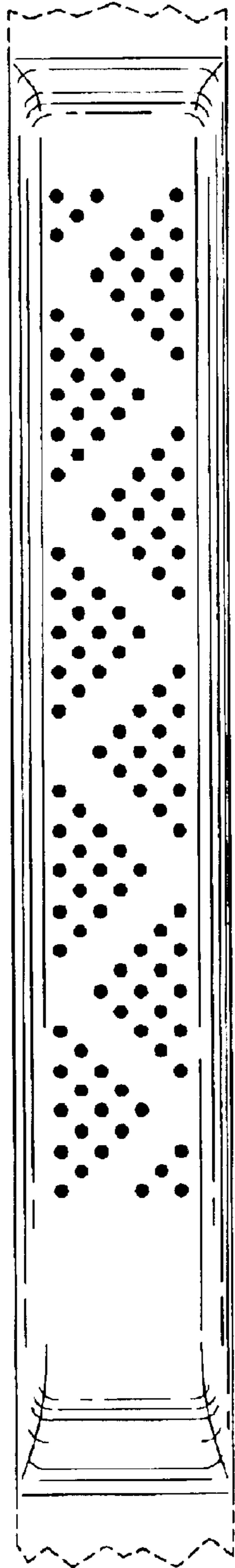


FIG. 2



FIG. 4



FIG. 3

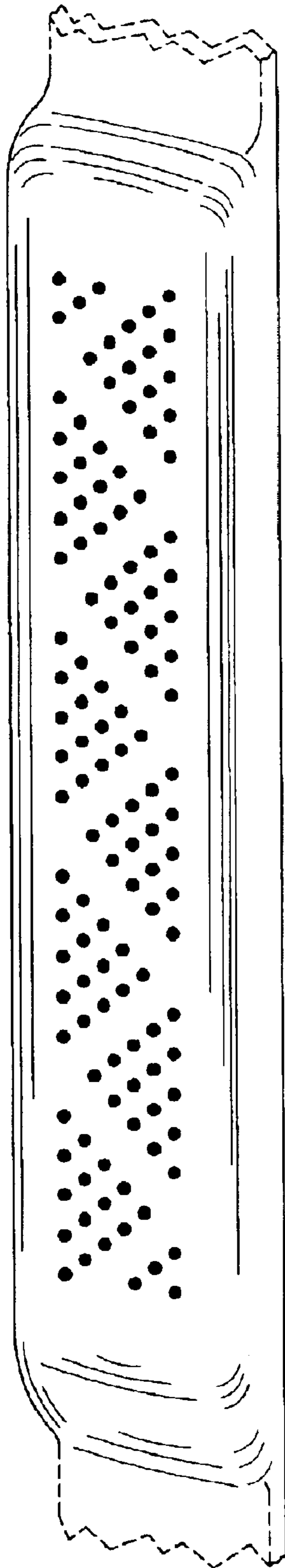


FIG. 5

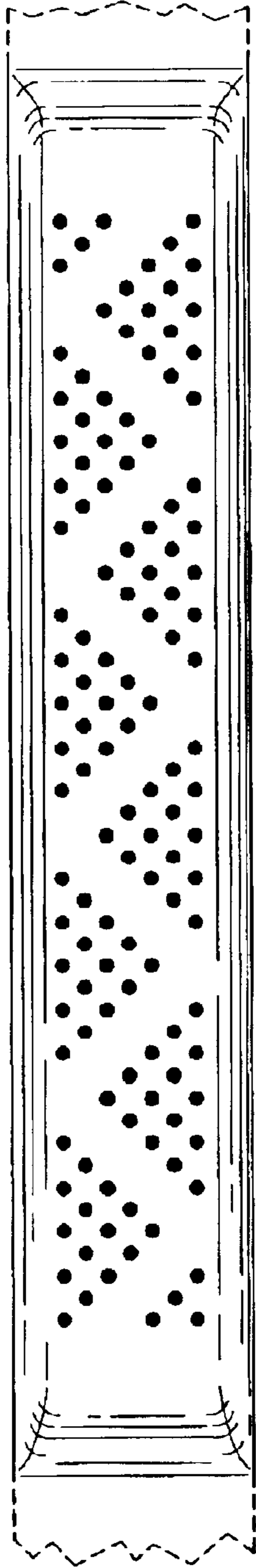


FIG. 6



FIG. 8



FIG. 7