

US00D494800S1

(12) **United States Design Patent** (10) **Patent No.:** **US D494,800 S**  
**Smith et al.** (45) **Date of Patent:** **\*\* Aug. 24, 2004**

(54) **RAISABLE PANEL**

(75) Inventors: **Park B. Smith**, New York, NY (US);  
**Linda Johnson**, New York, NY (US)

(73) Assignee: **Park B. Smith, Inc.**, New York, NY  
(US)

(\*\*) Term: **14 Years**

(21) Appl. No.: **29/200,999**

(22) Filed: **Mar. 9, 2004**

**Related U.S. Application Data**

(63) Continuation of application No. 29/184,071, filed on Nov. 21, 2003.

(51) **LOC (7) Cl.** ..... **06-10**

(52) **U.S. Cl.** ..... **D6/575**

(58) **Field of Search** ..... D6/575, 578; 160/84.01,  
160/84.04, 237, 348

(56) **References Cited**

**U.S. PATENT DOCUMENTS**

852,187 A	4/1907	Luft	
1,778,499 A	10/1930	King	
2,611,428 A	9/1952	Van Cleeff	160/349
2,627,918 A	2/1953	Gordon	
2,668,587 A	2/1954	London et al.	160/349
2,671,508 A	3/1954	Gordon	
2,779,405 A	1/1957	Hess	160/348
2,840,155 A	6/1958	Stern	160/124
2,952,315 A	9/1960	Brontman	
3,160,202 A	12/1964	Rosen	
3,322,182 A	5/1967	Paella	
3,487,875 A	1/1970	Shukat et al.	
3,754,589 A	8/1973	Helmberg et al.	160/349
3,777,800 A	12/1973	Susoev	160/84
3,952,788 A	4/1976	Scholer	160/84
3,999,590 A	12/1976	Koch	160/84
4,069,857 A	1/1978	Brookshire	160/84
D256,536 S	8/1980	Atkins	D6/208.1

(List continued on next page.)

**OTHER PUBLICATIONS**

Umbra® Product Catalogue (2003), according to an Umbra representative, the catalogue published in the second or third week of Jan. 2003.

Umbra® Pull-up Cotton Shade and Umbra® Tuck Adjustable Blind (applicant first saw these products in U.S. stores in Apr. 2003.).

Window catalog 1996 p. 26, Flat Roman Shade.

JC Penney catalog Fall/Winter 1997; tab-top valance p. 126.

*Primary Examiner*—Robin V. Taylor

(74) *Attorney, Agent, or Firm*—Alston & Bird LLP

(57) **CLAIM**

The ornamental design for a raisable panel, as shown and described.

**DESCRIPTION**

FIG. 1 is a front side perspective view of our new design for a raisable panel, wherein the raisable panel is partially drawn.

FIG. 2 is a backside perspective view thereof, wherein the raisable panel is partially drawn.

FIG. 3 is a front side perspective view thereof, wherein the raisable panel is fully drawn;

FIG. 4 is a back side perspective view thereof, wherein the raisable panel is fully drawn;

FIG. 5 is a view of the front side thereof, wherein the raisable panel is fully drawn;

FIG. 6 is a view of the backside thereof, wherein the raisable panel is fully drawn;

FIG. 7 is a top view thereof, wherein the raisable panel is fully drawn;

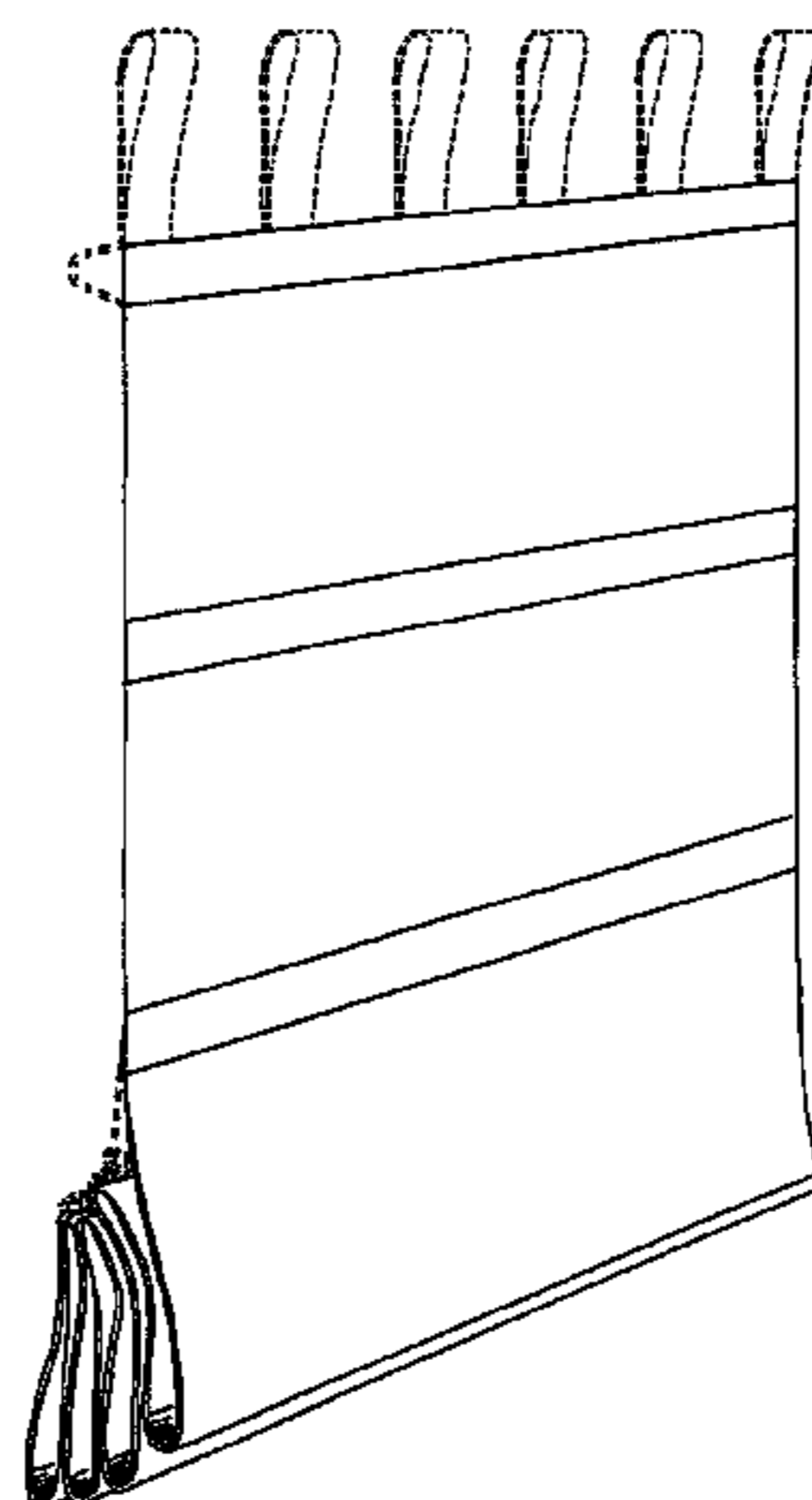
FIG. 8 is a bottom view thereof, wherein the raisable panel is fully drawn;

FIG. 9 is a front side view thereof, wherein the raisable panel is partially drawn; and,

FIG. 10 is a side elevational view thereof, wherein the raisable panel is partially drawn.

The broken line showing is for illustrative purposes only and forms no part of the claimed design.

**1 Claim, 10 Drawing Sheets**



# US D494,800 S

Page 2

## U.S. PATENT DOCUMENTS

D277,061 S	1/1985	Picoy .....	D6/575	D393,560 S	4/1998	Adams .....	D6/575
4,501,311 A	2/1985	Folland .....	160/127	5,787,951 A	8/1998	Tonomura et al. ....	160/84.01
D295,354 S	4/1988	De Block et al. ....	D6/577	5,894,876 A	4/1999	O'Brien .....	160/84.01
4,739,815 A	4/1988	Altman .....	160/84	D415,382 S	10/1999	Walker .....	D6/575
4,877,075 A	10/1989	Markowitz .....	160/84	D415,644 S	10/1999	Goodwin .....	D6/575
4,907,635 A	3/1990	Bunger et al. ....	160/84.04	D415,645 S	10/1999	Goodwin .....	D6/575
4,909,297 A	3/1990	Koller et al. ....	160/84.1	6,041,454 A	3/2000	Summerford .....	4/558
4,921,032 A	5/1990	May .....	160/84.1	D426,738 S	6/2000	Goodwin .....	D6/576
4,928,743 A	5/1990	Wojtysiak .....	160/84.1	6,142,210 A	11/2000	Isoda .....	160/124
4,934,435 A	6/1990	Regev .....	348/84.1	D440,093 S	4/2001	Siegel et al. ....	D6/575
4,976,301 A	12/1990	Easley et al. ....	160/84.1	D440,094 S	4/2001	Shen .....	D6/575
4,986,329 A	1/1991	Kupchunos .....	160/84.1	D445,621 S	7/2001	Judkins .....	D6/575
5,010,944 A	4/1991	Bussert .....	160/354	D446,070 S	8/2001	Judkins .....	D6/575
D320,127 S	9/1991	Schopp .....	D6/575	6,431,245 B1	8/2002	Shen .....	160/84.03
5,313,998 A	5/1994	Colson et al. ....	160/84.02	6,497,264 B1	12/2002	Paskevicius .....	160/84.03
D348,371 S	7/1994	Judkins .....	D6/577	D468,950 S	1/2003	Judkins .....	D6/575
D371,711 S	7/1996	Clark .....	D6/575	6,520,238 B2	2/2003	Allsopp .....	160/84.04
D371,928 S	7/1996	Evjy .....	D6/575	D473,743 S	4/2003	Judkins .....	D6/575
5,566,734 A	10/1996	Levy et al. ....	160/84.01	6,543,516 B2	4/2003	Hwang .....	160/84.01
5,566,735 A	10/1996	Jelic .....	160/84.04	6,662,845 B1	12/2003	Palmer .....	160/84.01
5,649,583 A	7/1997	Hsu .....	160/84.05	2003/0051831 A1	3/2003	Bouldin .....	160/348

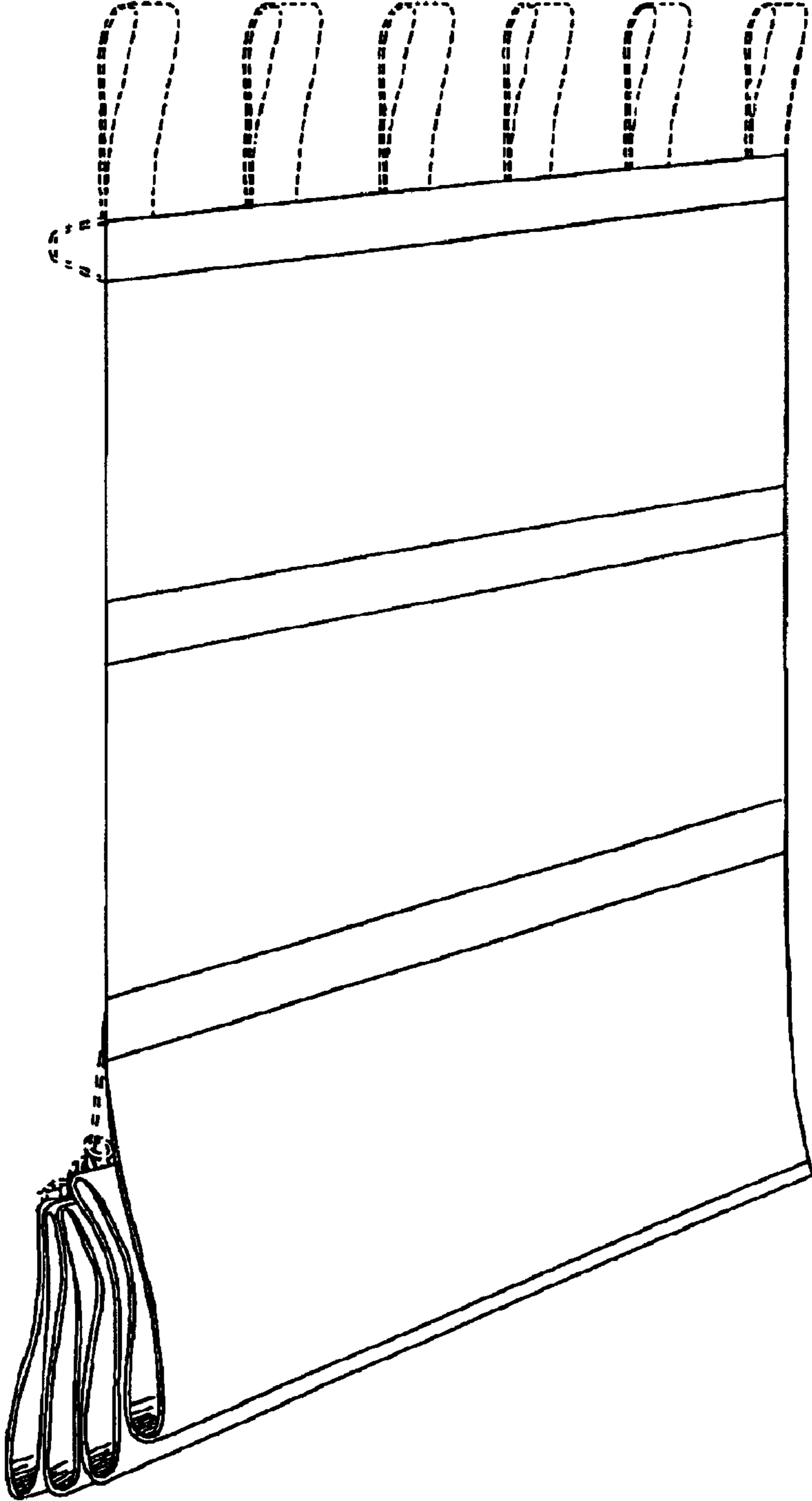


FIGURE 1

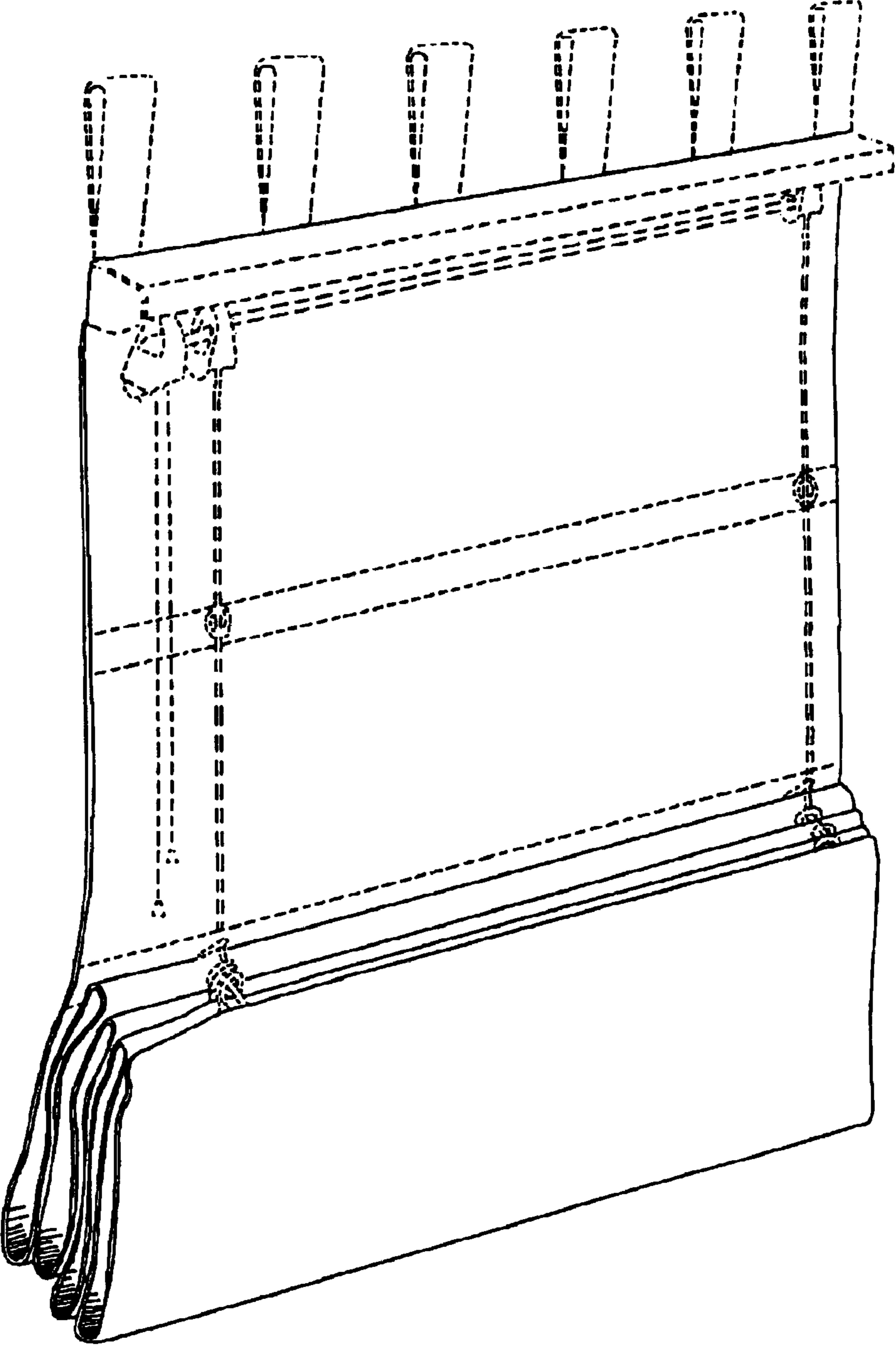


FIGURE 2

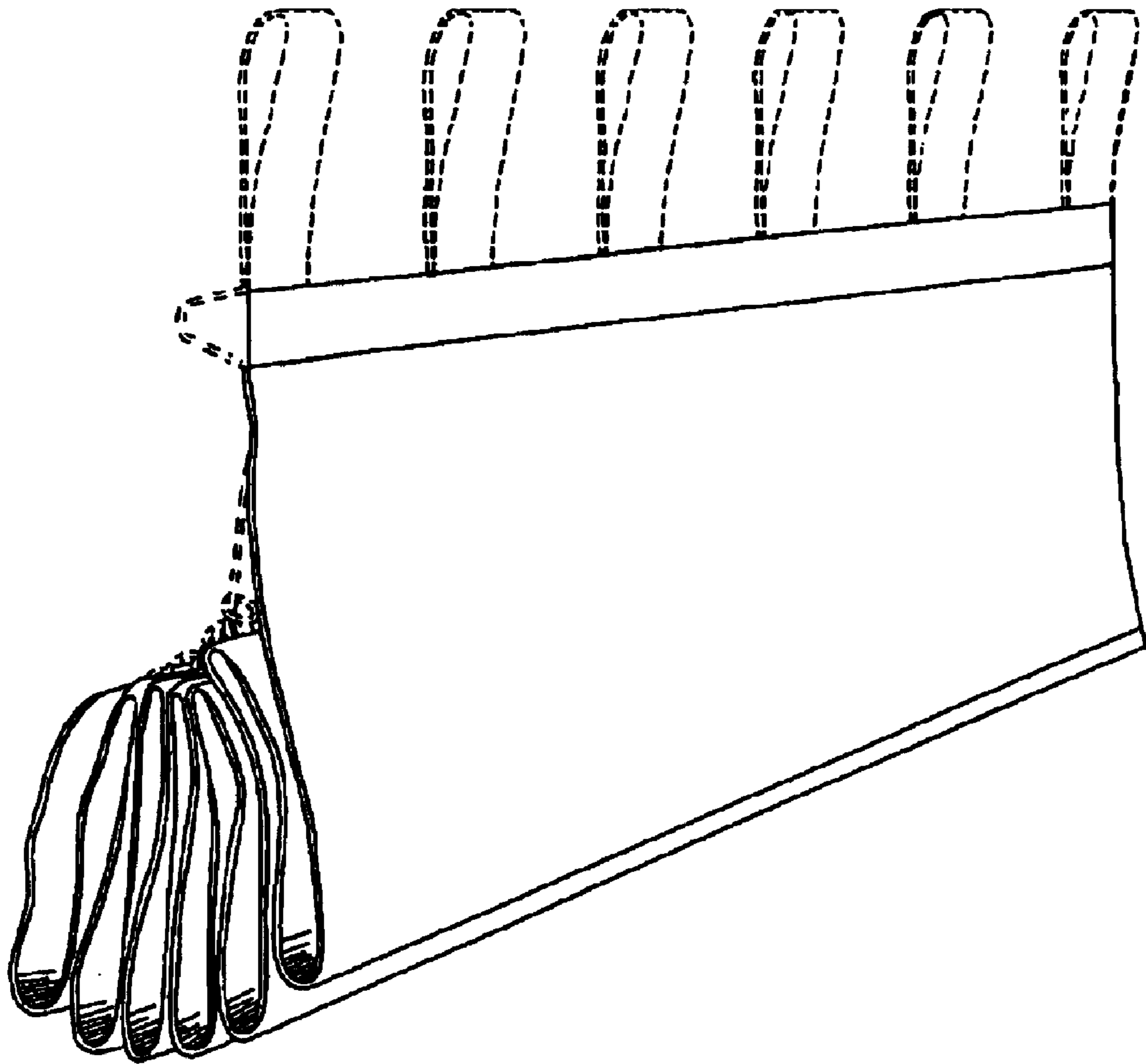


FIGURE 3




FIGURE 4

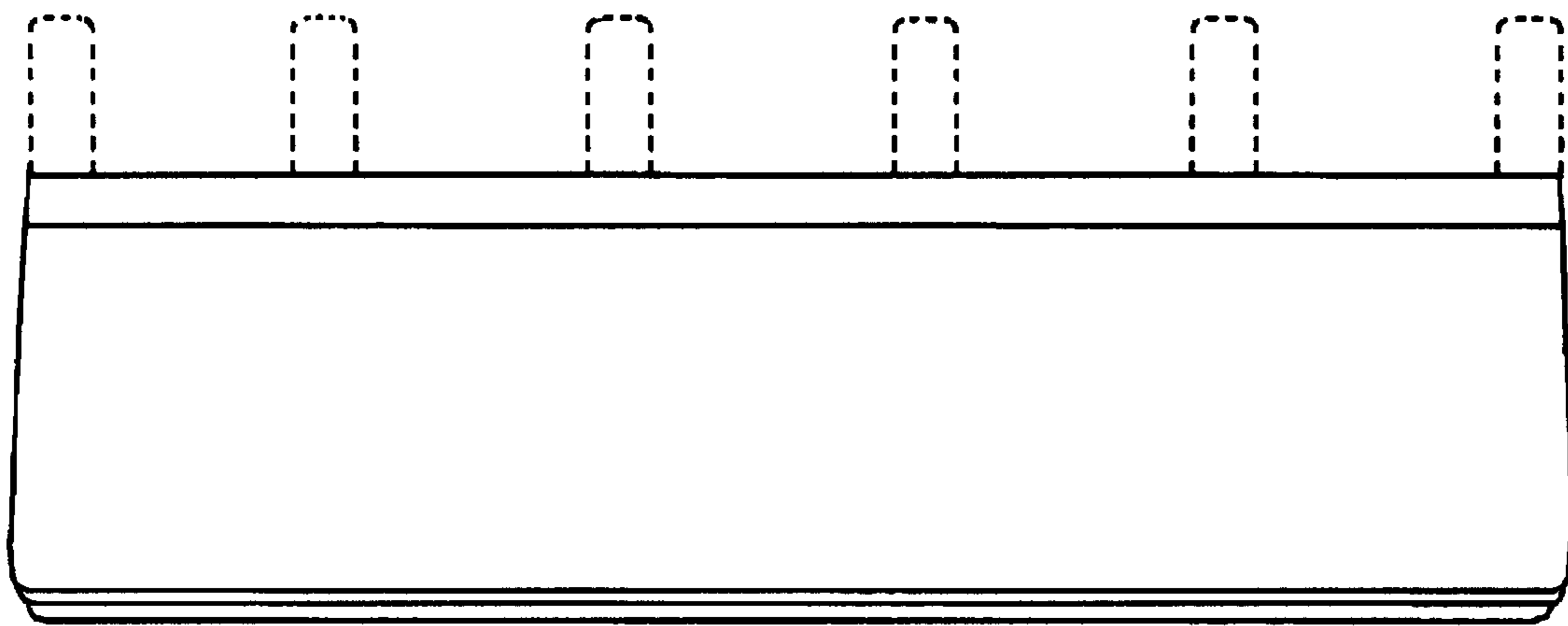


FIGURE 5

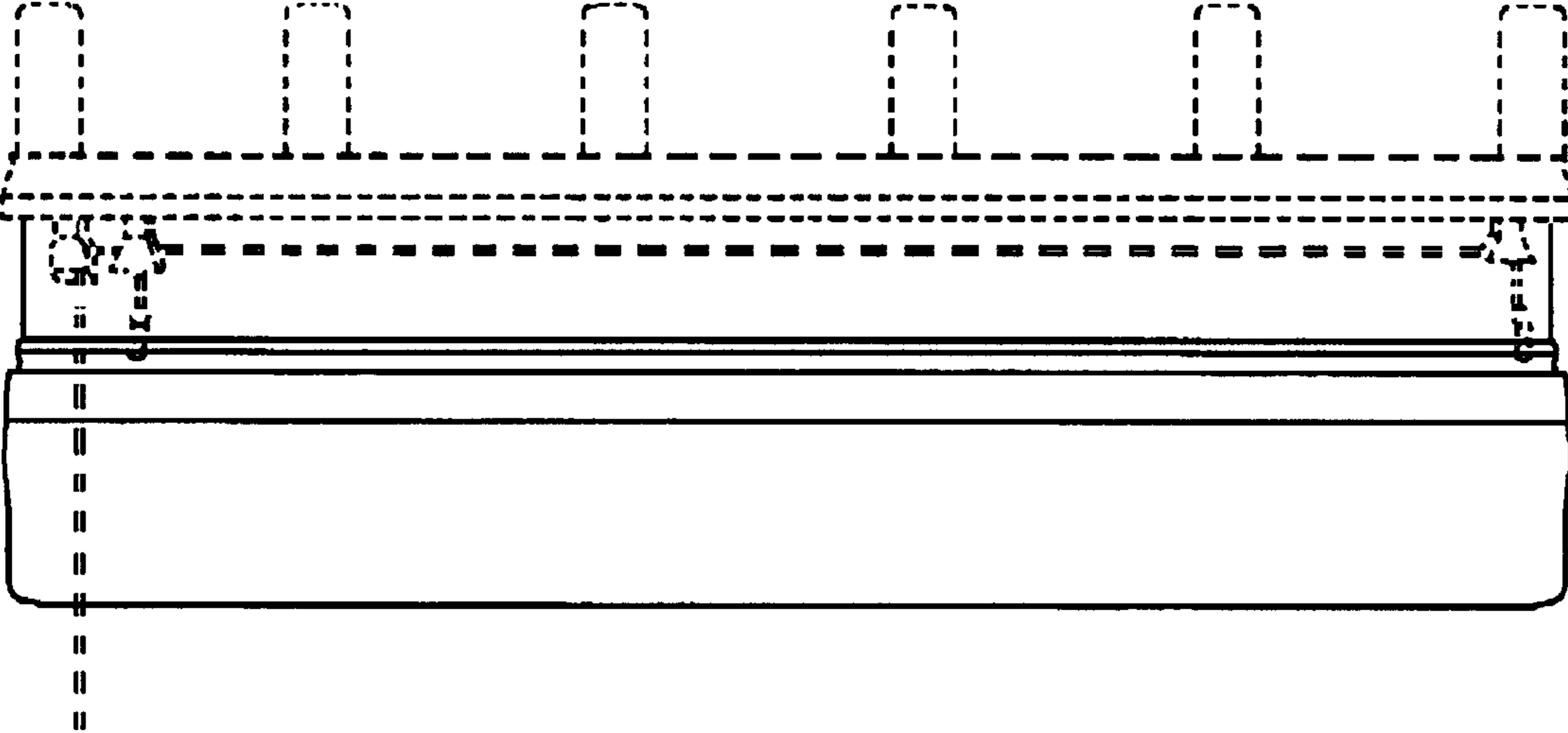


FIGURE 6






FIGURE 7




FIGURE 8

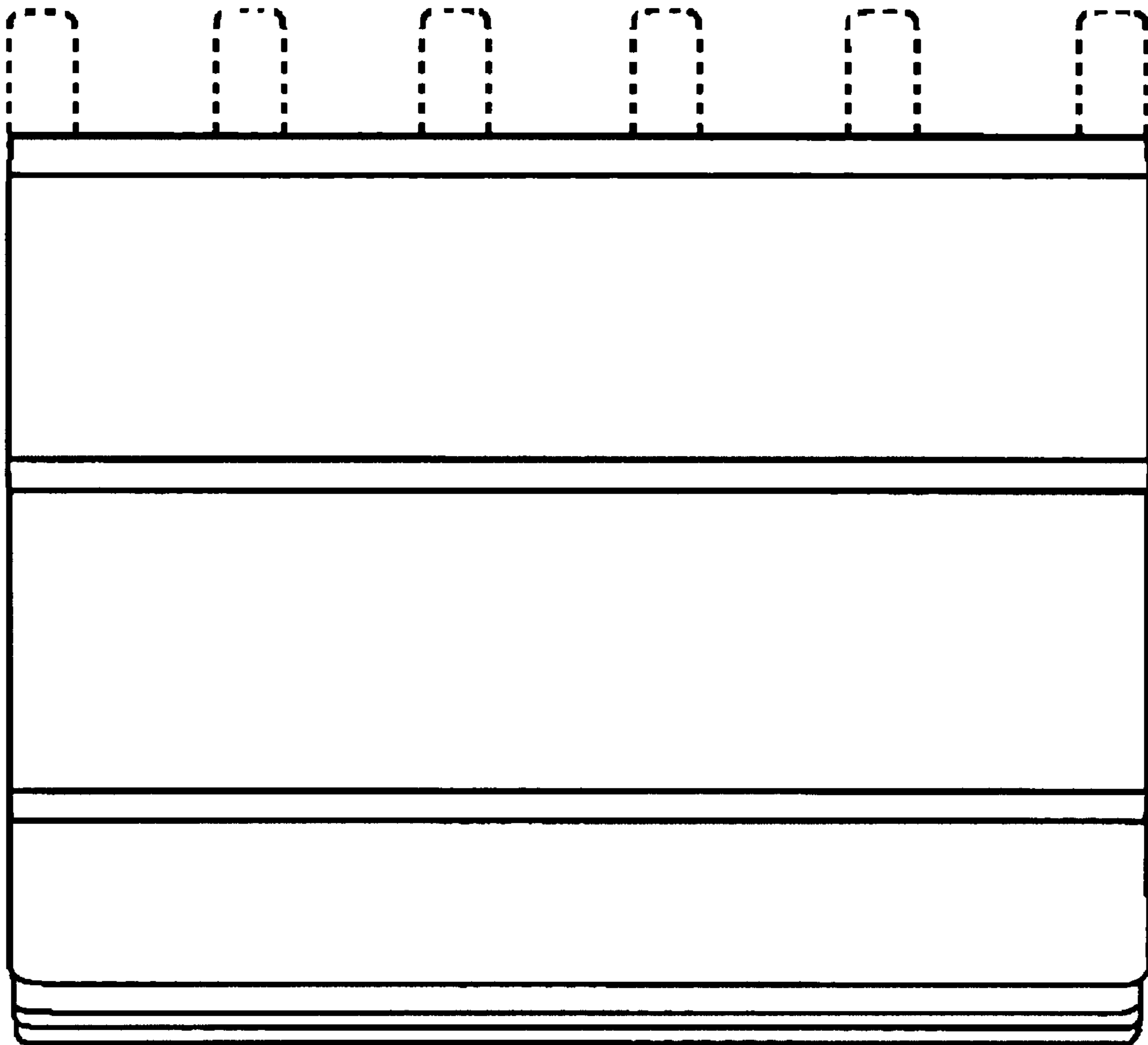


FIGURE 9

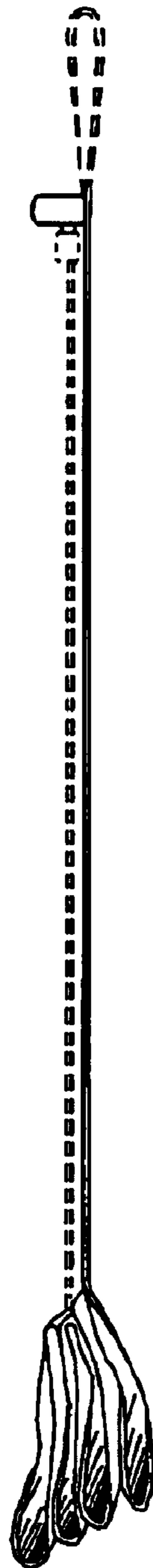


FIGURE 10