

US00D494782S1

(12) **United States Design Patent**  
**Stanton**

(10) **Patent No.:** **US D494,782 S**

(45) **Date of Patent:** **\*\* Aug. 24, 2004**

(54) **TABLE**

(75) **Inventor:** **Shawn Christopher Stanton**, High Point, NC (US)

(73) **Assignee:** **Thomasville Furniture Industries, Inc.**, Thomasville, NC (US)

(\*\*) **Term:** **14 Years**

(21) **Appl. No.:** **29/181,307**

(22) **Filed:** **May 8, 2003**

(51) **LOC (7) Cl.** ..... **06-03**

(52) **U.S. Cl.** ..... **D6/486**

(58) **Field of Search** ..... D6/480-489, 495,  
D6/499, 497, 451; 108/150, 153.1, 155,  
156, 157.1, 161; 248/188, 188.1, 188.8

(56) **References Cited**

**U.S. PATENT DOCUMENTS**

D46,753 S	*	12/1914	Sanford	.....	D6/495
1,952,665 A	*	3/1934	Failley	.....	108/150
D338,359 S	*	8/1993	Sorenson	.....	D6/486
D436,270 S	*	1/2001	Kane	.....	D6/486
D460,883 S		7/2002	Stanton	.....	D6/486
D469,991 S		2/2003	Stanton	.....	D6/486

**OTHER PUBLICATIONS**

Photo of Table, source and date unknown, available as of the filing date.

Table, *Architectural Digest*, p. 201, Feb. 2000.

Madison Dining Table, Michael Berman Limited, date unknown, available as of the filing date.

\* cited by examiner

*Primary Examiner*—Janice Seeger

(74) *Attorney, Agent, or Firm*—Womble Carlyle Sandridge & Rice, PLLC

(57) **CLAIM**

The ornamental design for a table, as shown and described.

**DESCRIPTION**

FIG. 1 is a front perspective view of a table showing my new design;


FIG. 2 is a side elevational view, the opposite side being a mirror image thereof;


FIG. 3 is a side elevational view, the opposite side being a mirror image thereof; and

FIG. 4 is a top view thereof.

The views of the table not shown form no part of the claimed design.

**1 Claim, 4 Drawing Sheets**





**FIG. 1**

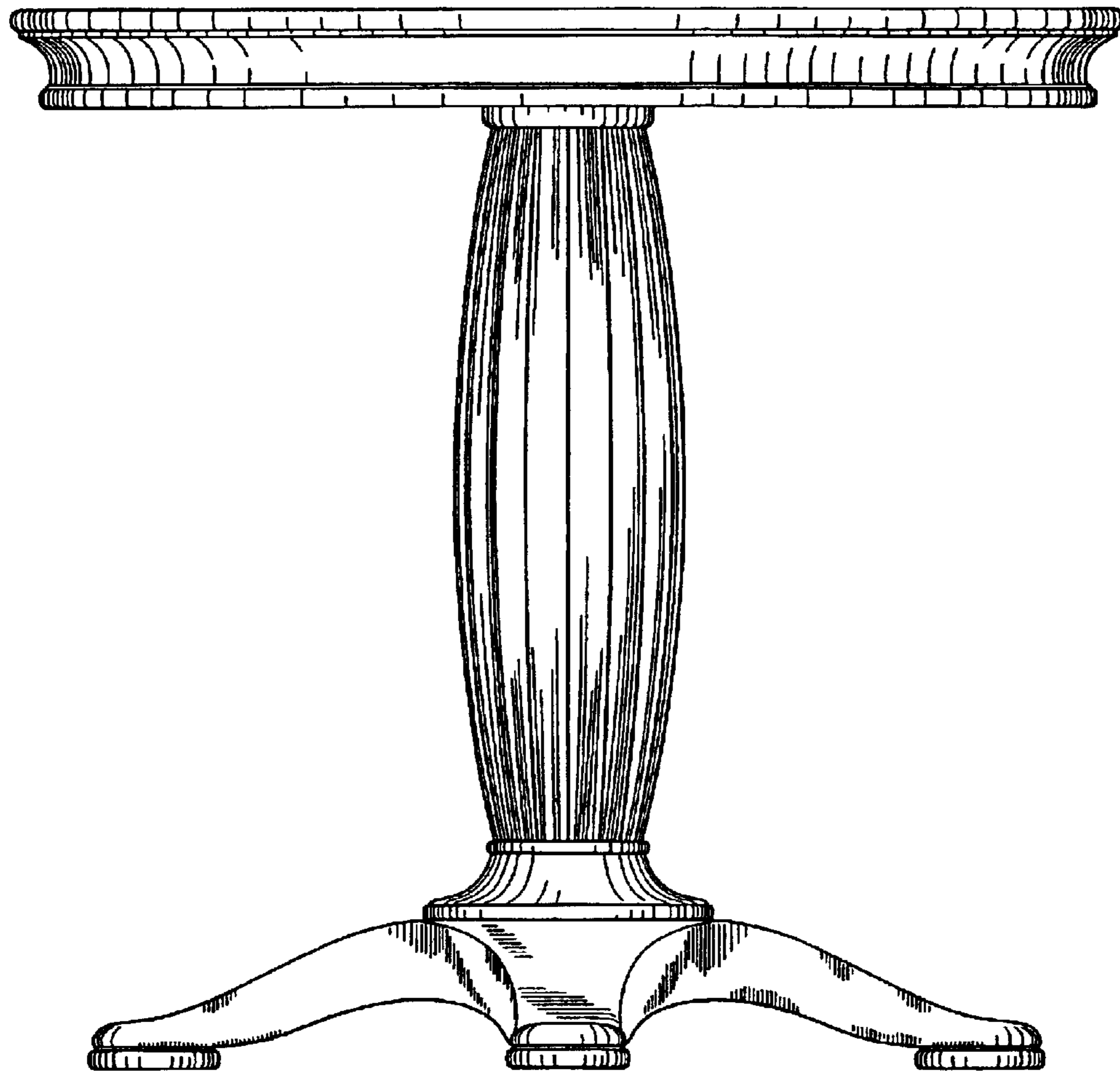


FIG. 2

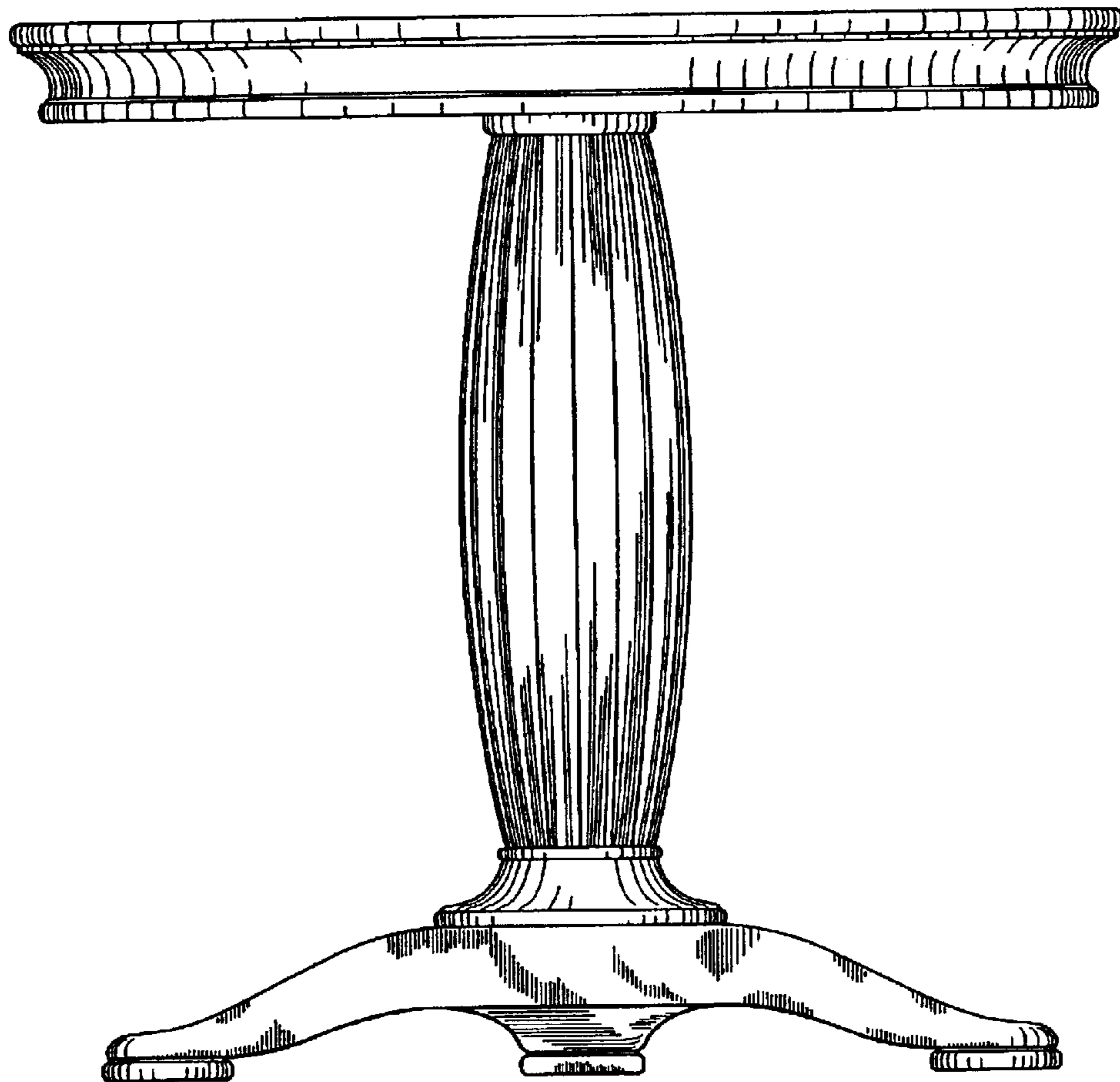
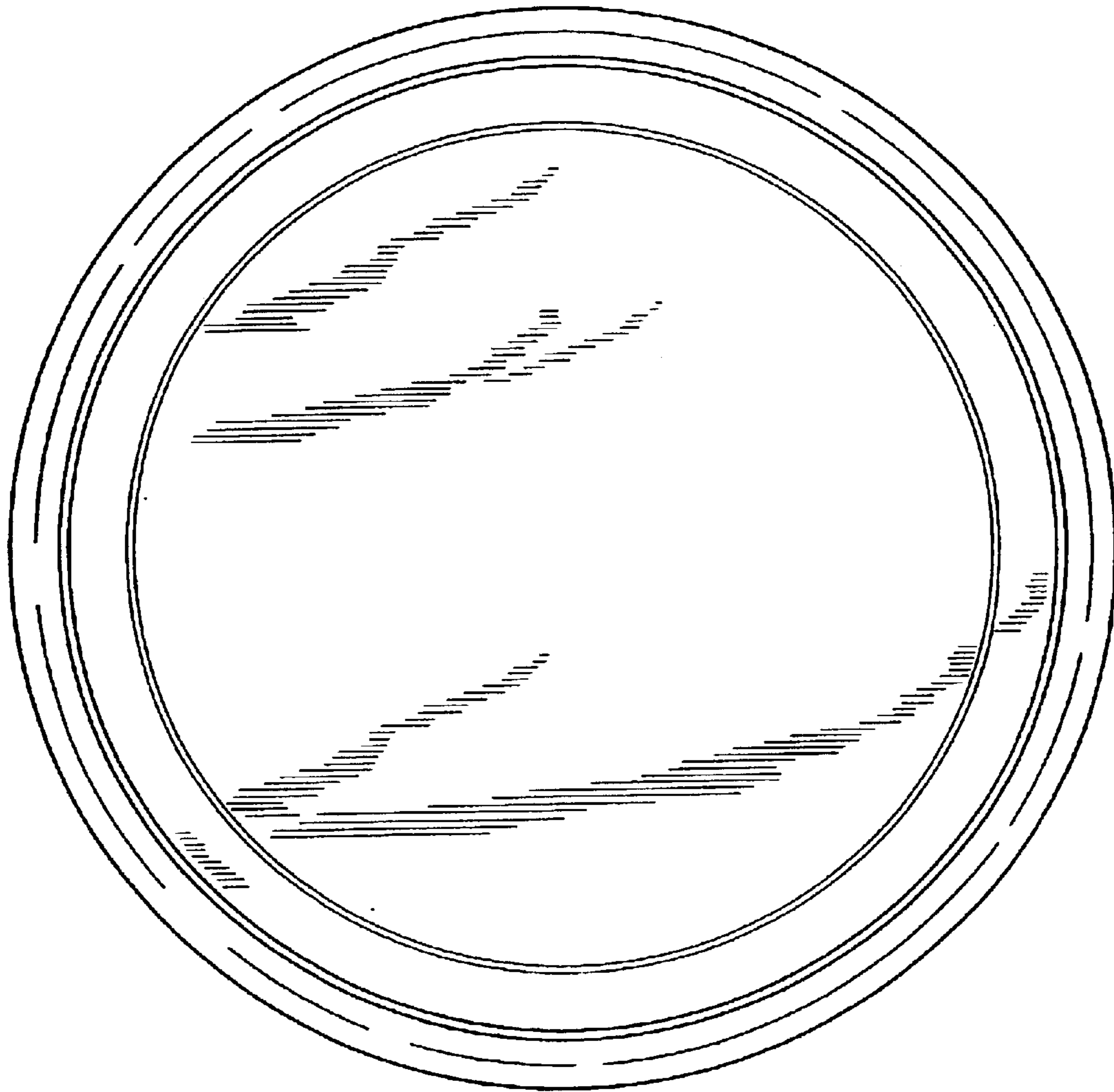


FIG. 3



**FIG. 4**