

US00D494774S1

(12) **United States Design Patent**  
**de Blois**

(10) **Patent No.:** **US D494,774 S**  
(45) **Date of Patent:** **\*\* Aug. 24, 2004**

(54) **FURNITURE**

(75) **Inventor:** **Martin de Blois, Chicago, IL (US)**

(73) **Assignee:** **Baronet, Inc. (CA)**

(\*\*) **Term:** **14 Years**

(21) **Appl. No.:** **29/186,481**

(22) **Filed:** **Jul. 16, 2003**

**Related U.S. Application Data**

(60) Continuation of application No. 29/179,904, filed on Apr. 16, 2003, now Pat. No. Des. 488,320, which is a division of application No. 29/155,684, filed on Feb. 14, 2002, now Pat. No. Des. 473,401.

(51) **LOC (7) Cl.** ..... **06-04**

(52) **U.S. Cl.** ..... **D6/446**

(58) **Field of Search** ..... D6/432-448; 312/114, 312/194, 204, 224, 278, 279, 348.4

(56) **References Cited**

**U.S. PATENT DOCUMENTS**

D215,731 S	10/1969	Solie
D252,726 S	8/1979	Keller
D272,397 S	1/1984	West
D272,398 S	1/1984	West
D272,495 S	2/1984	Kemp, III et al.
D272,497 S	2/1984	Kemp, III et al.
D333,578 S	3/1993	White
D334,305 S	3/1993	Wheless et al.
D424,832 S	5/2000	Lacroix et al.
D426,086 S	6/2000	Lacroix et al.
D427,453 S	7/2000	Lacroix et al.
D427,806 S	7/2000	Lacroix et al.

D440,430 S	*	4/2001	Hutton	.....	D6/446
D443,439 S		6/2001	de Blois		
D445,596 S	*	7/2001	Stout et al.	.....	D6/446
D471,378 S	*	3/2003	Lenger	.....	D6/436
D473,401 S		4/2003	de Blois		

**OTHER PUBLICATIONS**

Room and Board Catalog, 2002, cover page, back page and pp. 132,139, 142.

\* cited by examiner

*Primary Examiner*—Cathron Brooks

(74) *Attorney, Agent, or Firm*—Saidman DesignLaw Group

(57) **CLAIM**

The ornamental design for furniture, as shown and described.

**DESCRIPTION**

FIG. 1 is a front view of furniture showing my new design; FIG. 2 is a left side view thereof, the right side view being a mirror image;

FIG. 3 is a front view of a second embodiment showing my new design;

FIG. 4 is a left side view thereof, the right side view being a mirror image;

FIG. 5 is a front view of a third embodiment showing my new design; and,

FIG. 6 is a left side view thereof, the right side view being a mirror image.

The broken lines in the drawings, showing beveled surfaces and indicating that no particular handle shape is being claimed, represent environmental subject matter and form no part of the claimed design.

**1 Claim, 3 Drawing Sheets**

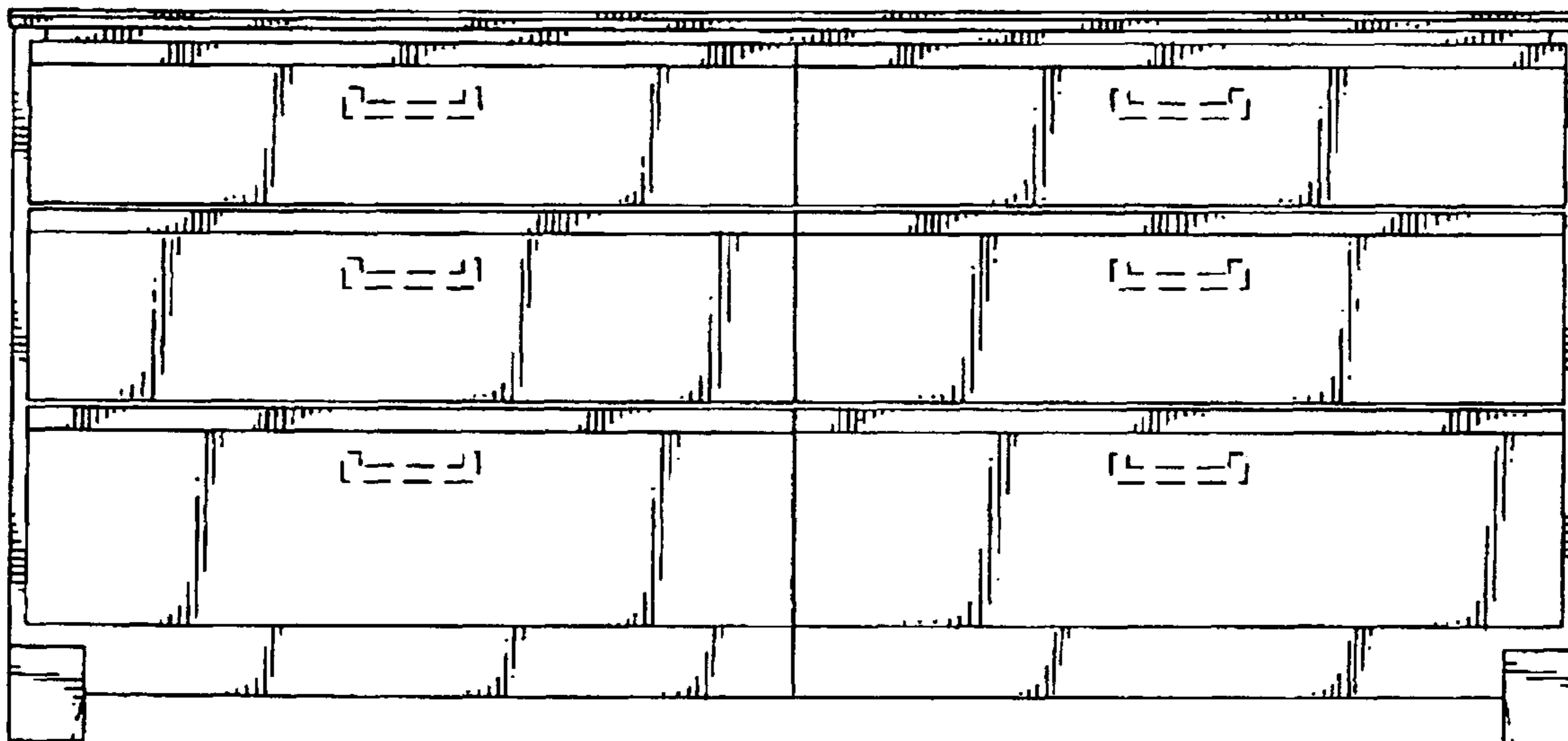




FIG. 2

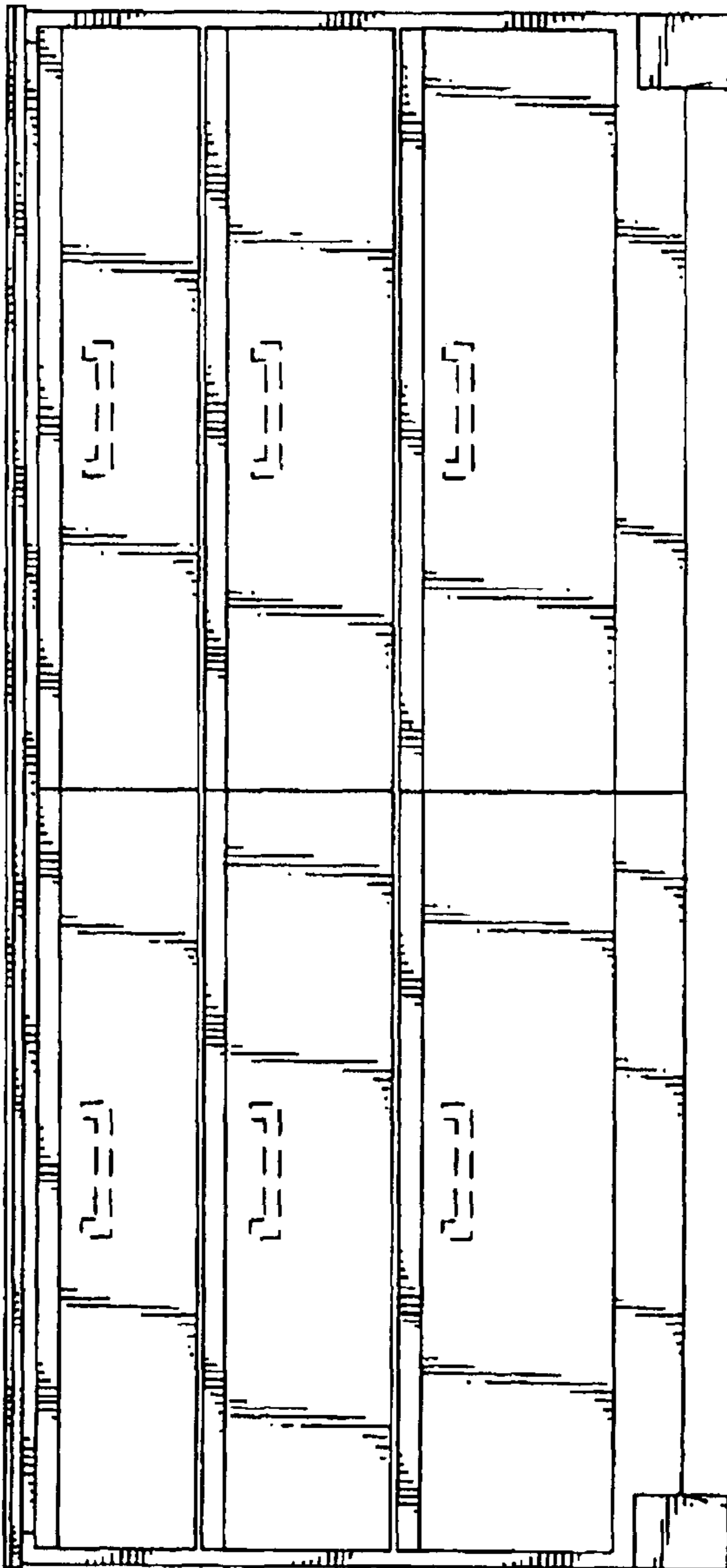


FIG. 1

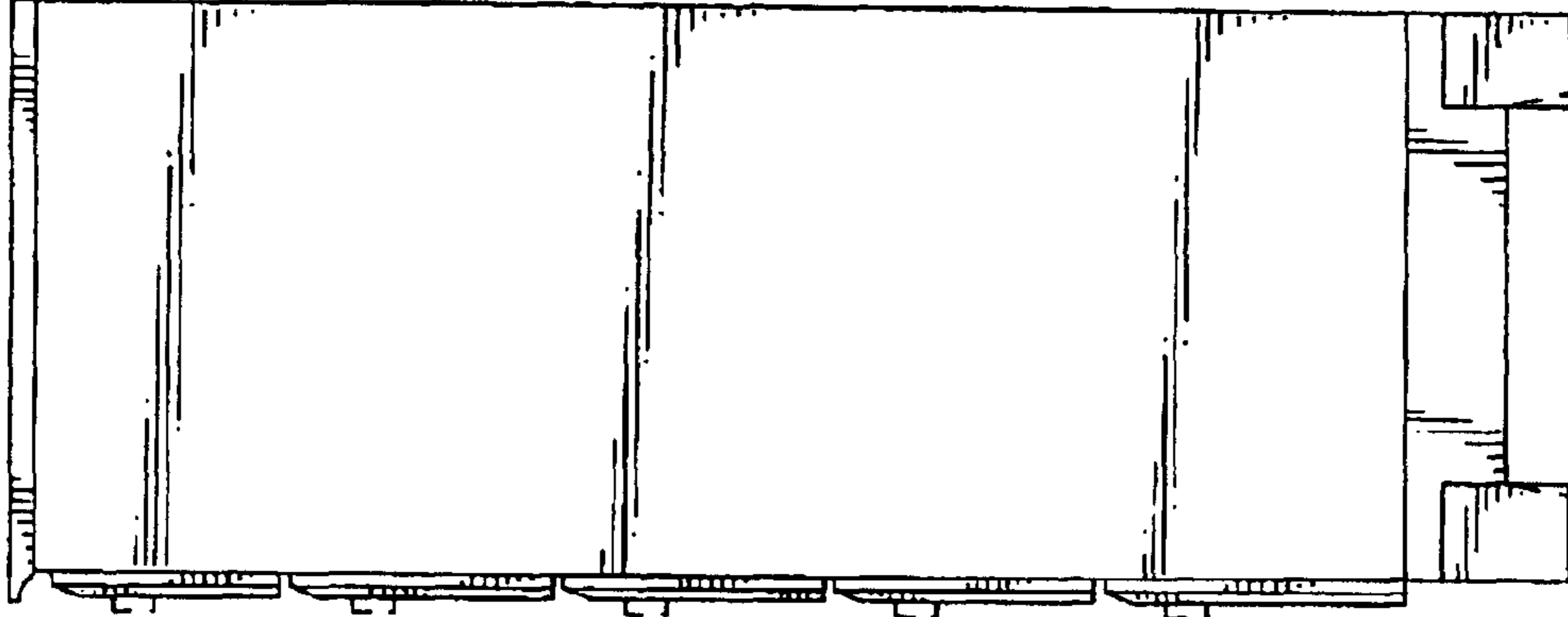


FIG. 4

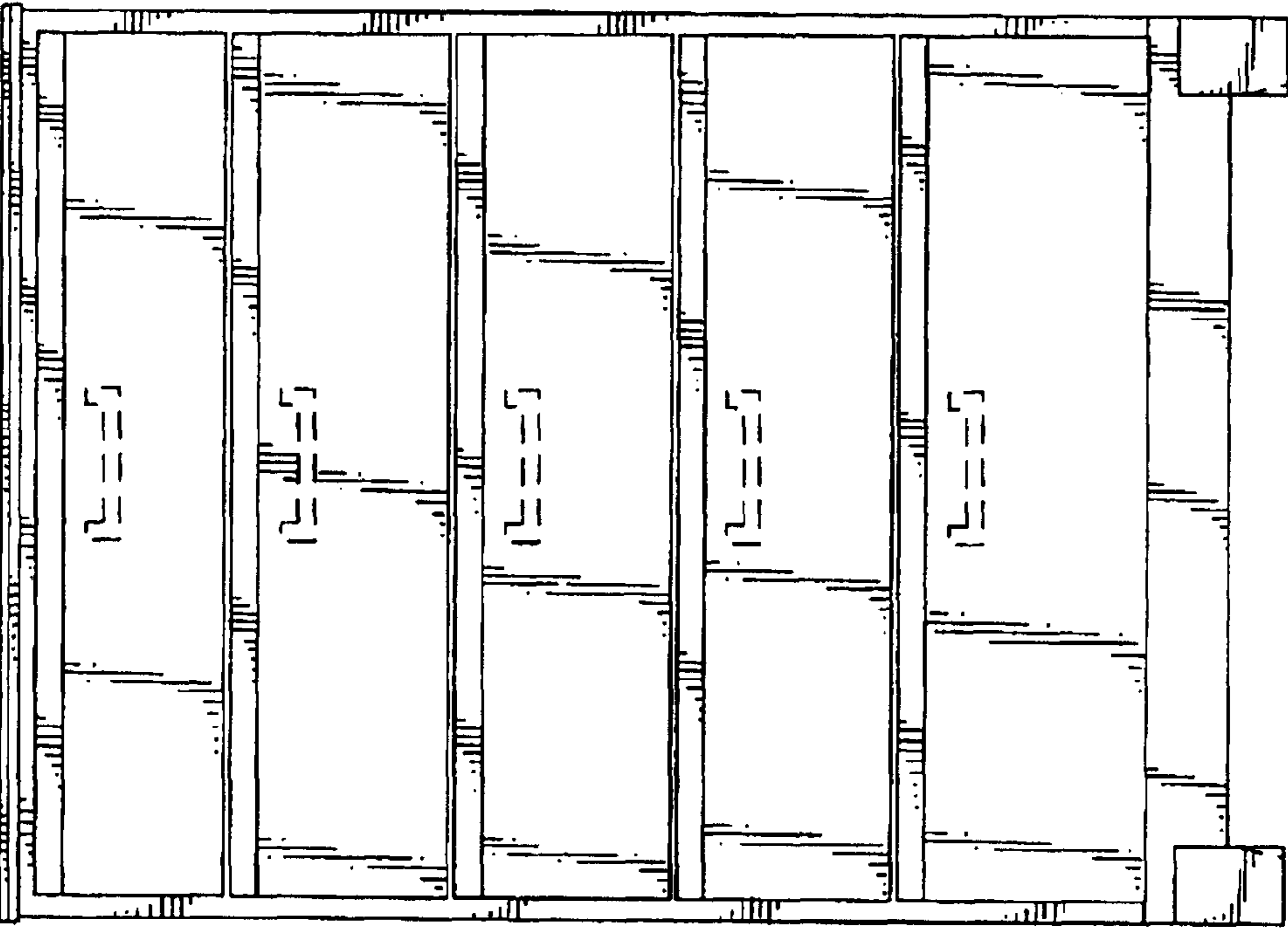


FIG. 3

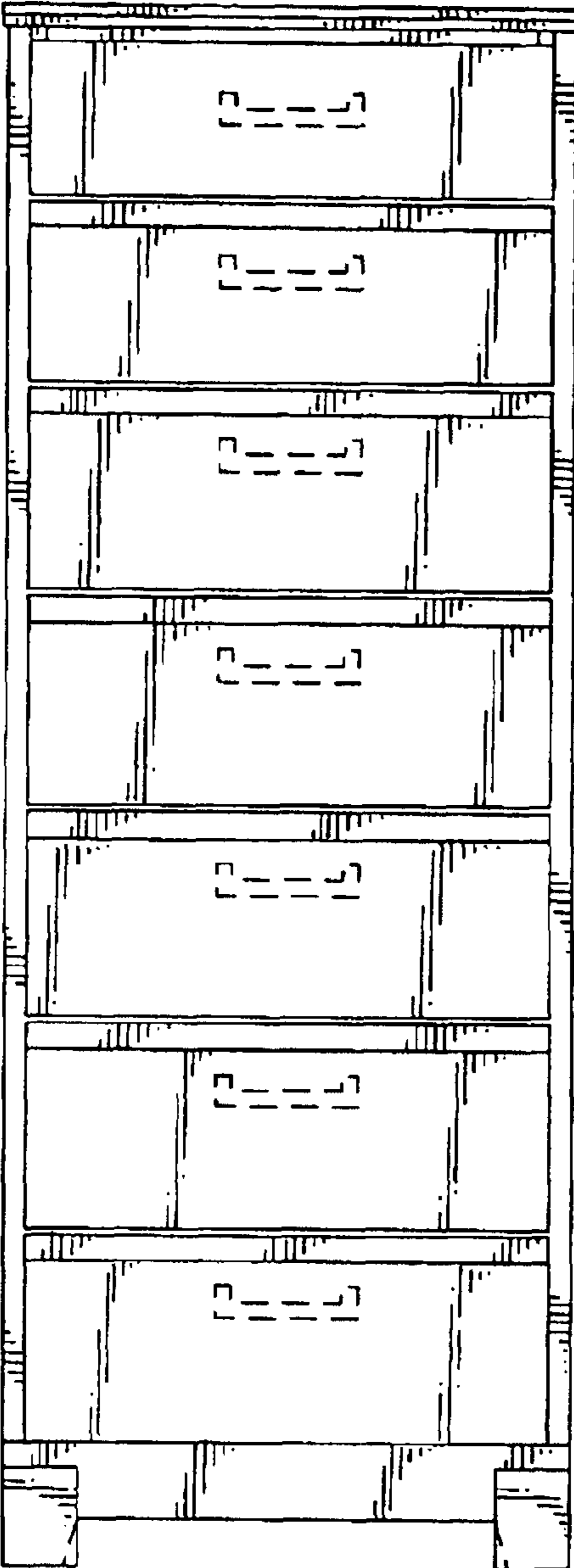


FIG. 5




FIG. 6