



US00D494756S1

(12) **United States Design Patent**
Cassegrain

(10) **Patent No.:** **US D494,756 S**

(45) **Date of Patent:** **** Aug. 24, 2004**

(54) **HANDBAG**

(75) **Inventor:** **Philippe Cassegrain, Paris (FR)**

(73) **Assignee:** **S.A.S. Jean Cassegrain, Paris (FR)**

(**) **Term:** **14 Years**

(21) **Appl. No.:** **29/198,471**

(22) **Filed:** **Jan. 29, 2004**

(51) **LOC (7) Cl. 03-01**

(52) **U.S. Cl. D3/233**

(58) **Field of Search** D3/232, 233, 241,
D3/243, 245, 246, 244, 234, 238, 301,
303; 150/114, 117, 103, 104, 106, 111,
127, 128, 130, 900; 190/103, 109, 113,
115, 900, 903, 1, 102, 104, 105, 106, 107,
110, 902; 383/6, 31, 37, 38, 40, 66, 78,
2, 4, 120

(56) **References Cited**

U.S. PATENT DOCUMENTS

1,627,496	A	*	5/1927	Elias	150/127
4,153,146	A	*	5/1979	Patton et al.	383/2
4,257,463	A	*	3/1981	Monaco	D3/303
4,361,215	A	*	11/1982	Sawai	383/2
4,856,570	A	*	8/1989	Rushing et al.	383/2
6,640,856	B1	*	11/2003	Tucker	150/130

* cited by examiner

Primary Examiner—Louis S. Zarfes

Assistant Examiner—Monica A. Weingart

(74) *Attorney, Agent, or Firm*—Gottlieb, Rackman & Reisman PC

(57) **CLAIM**

The ornamental design for a handbag, as shown and described.

DESCRIPTION

FIG. 1 is a front elevational view of a handbag showing my new design;

FIG. 2 is a top plan view thereof;

FIG. 3 is a top plan view thereof, similar to FIG. 2, but showing the straps of the handbag partially removed;

FIG. 4 is a right side elevational view thereof, the left side elevation view being substantially identical thereto;

FIG. 5 is a bottom plan view thereof;

FIG. 6 is a rear elevation view thereof;



FIG. 7 is a right side view of the design, similar to that of FIG. 4, but showing the handbag in a nonexpanded condition; and,

FIG. 8 is a front elevation view thereof.

The strap in FIG. 3 is shown broken away for ease of illustration.

The broken line showing of a circular ornament on the front, zipper pulls, strap support rings, and a strap slide, in the views, is for illustrative purposes only and forms no part of the claimed design.

1 Claim, 4 Drawing Sheets



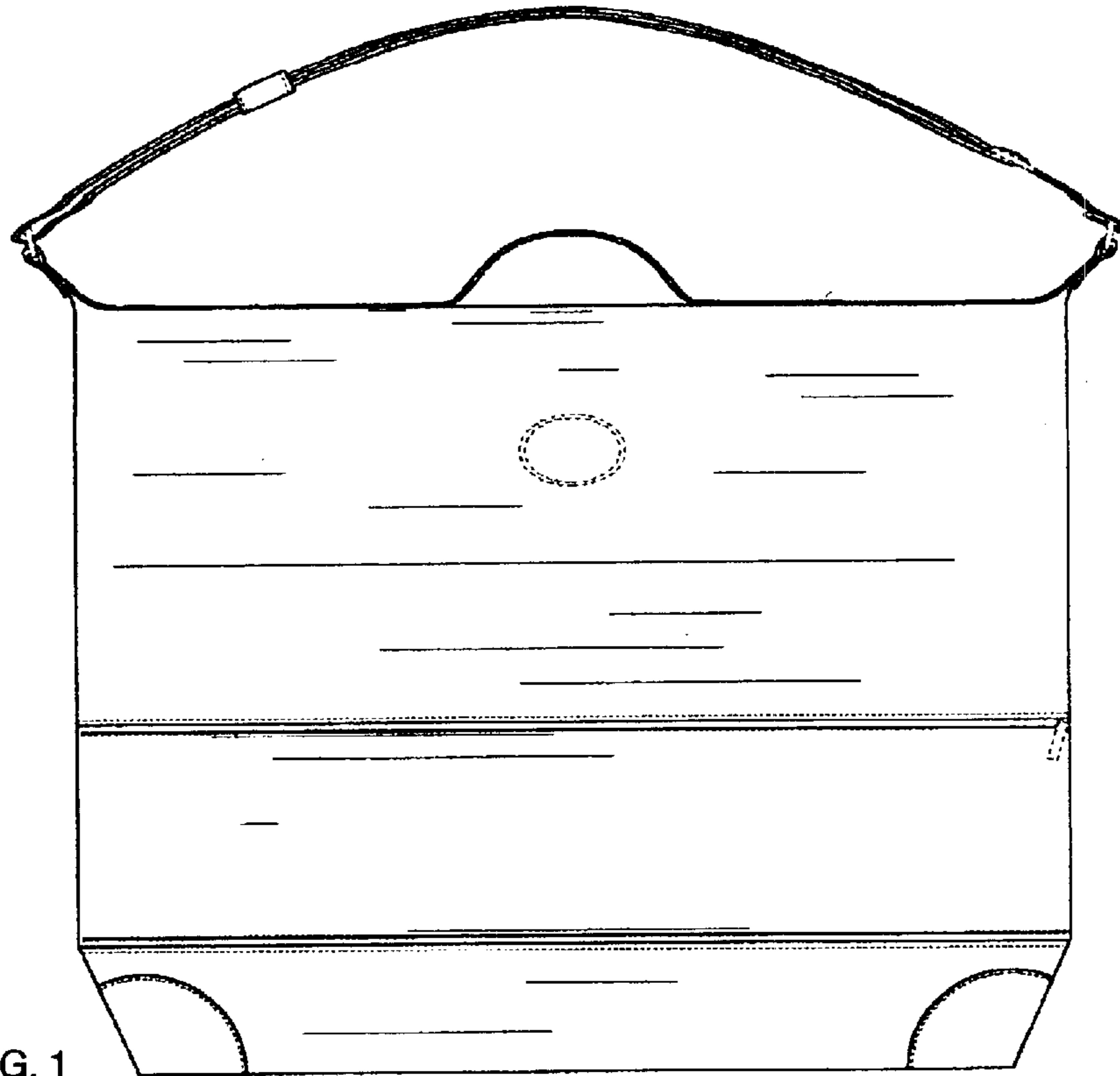


FIG. 1

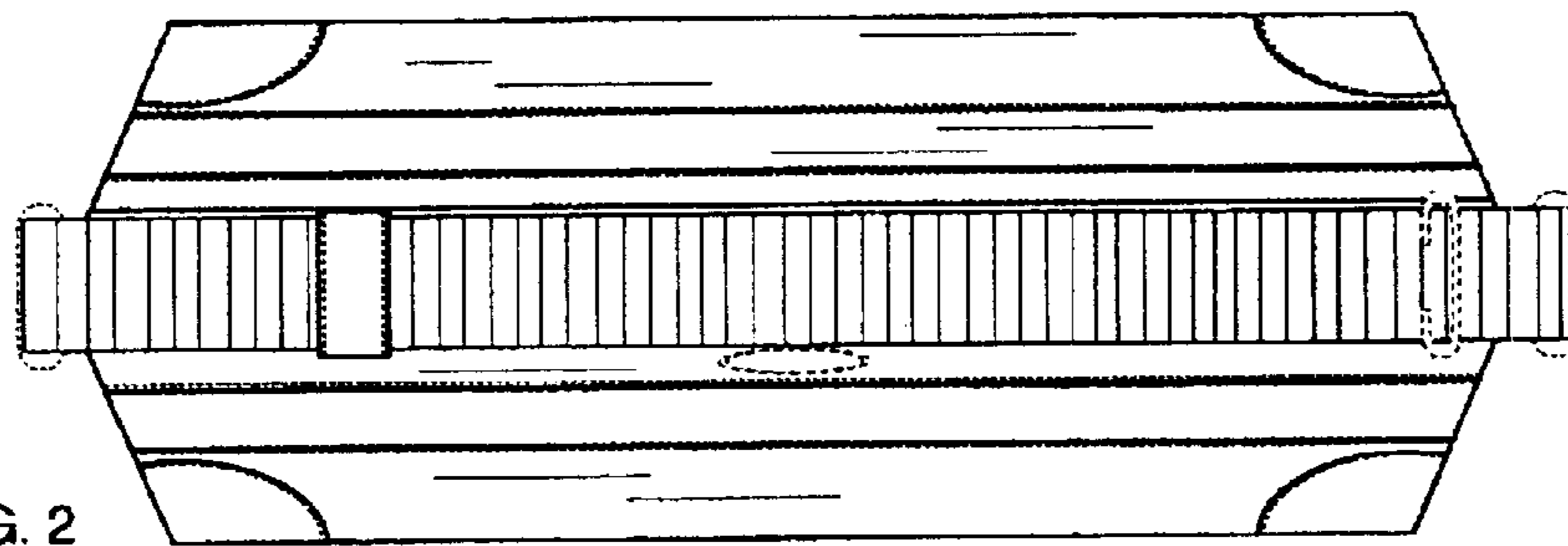


FIG. 2

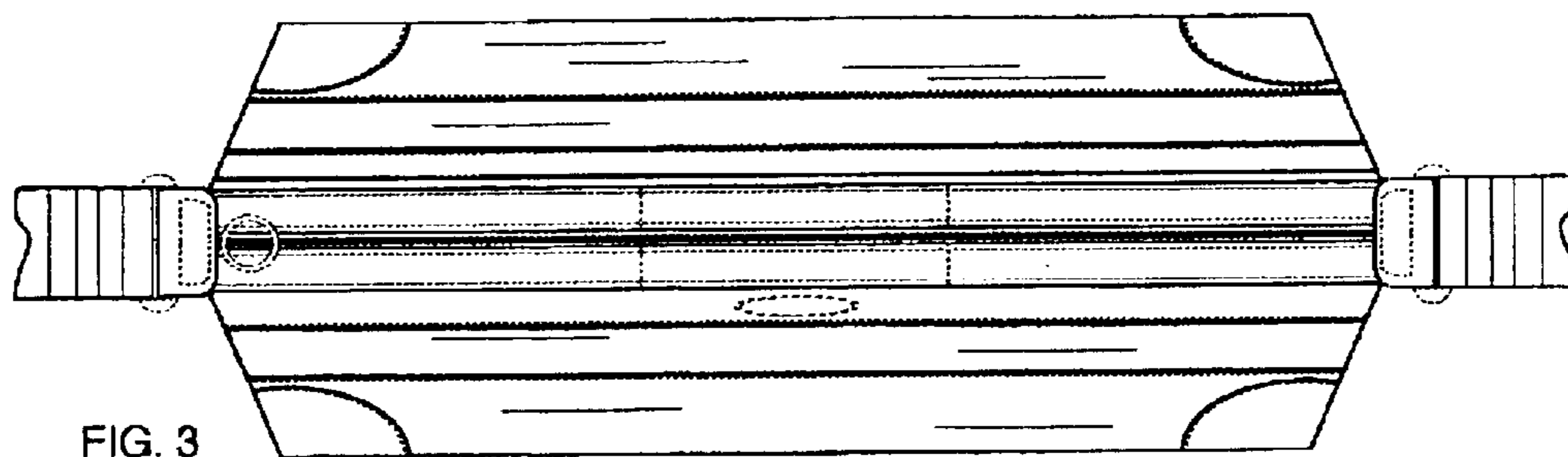


FIG. 3

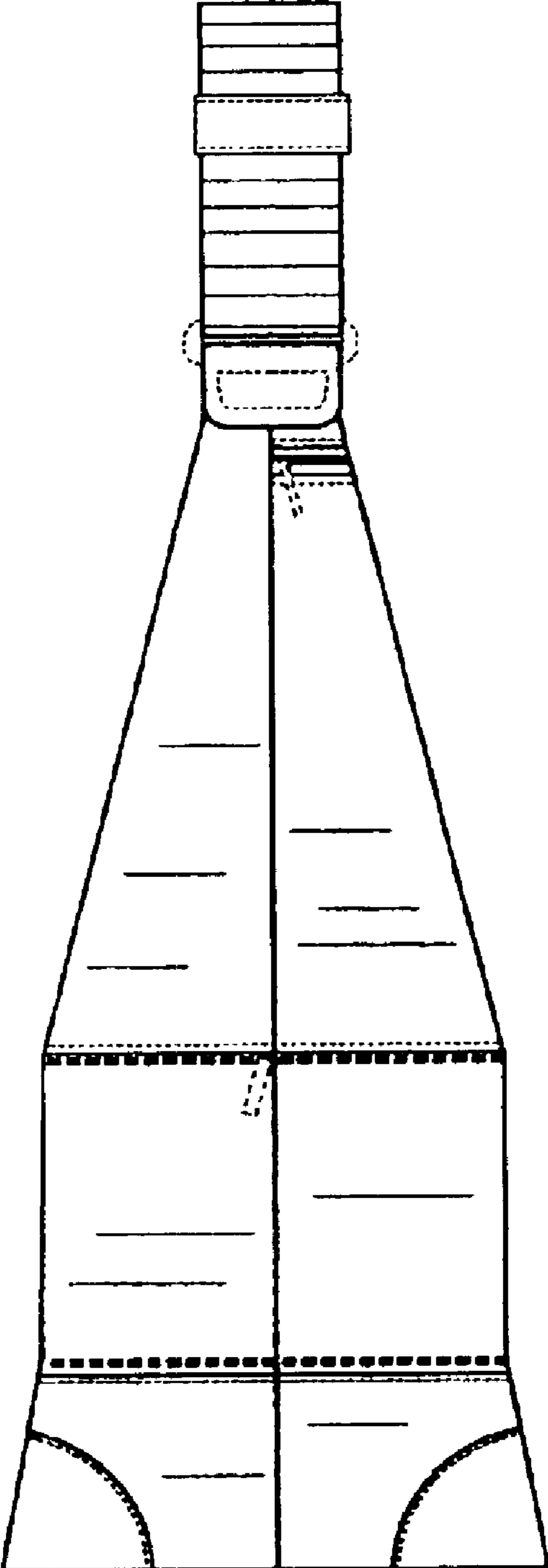


FIG. 4

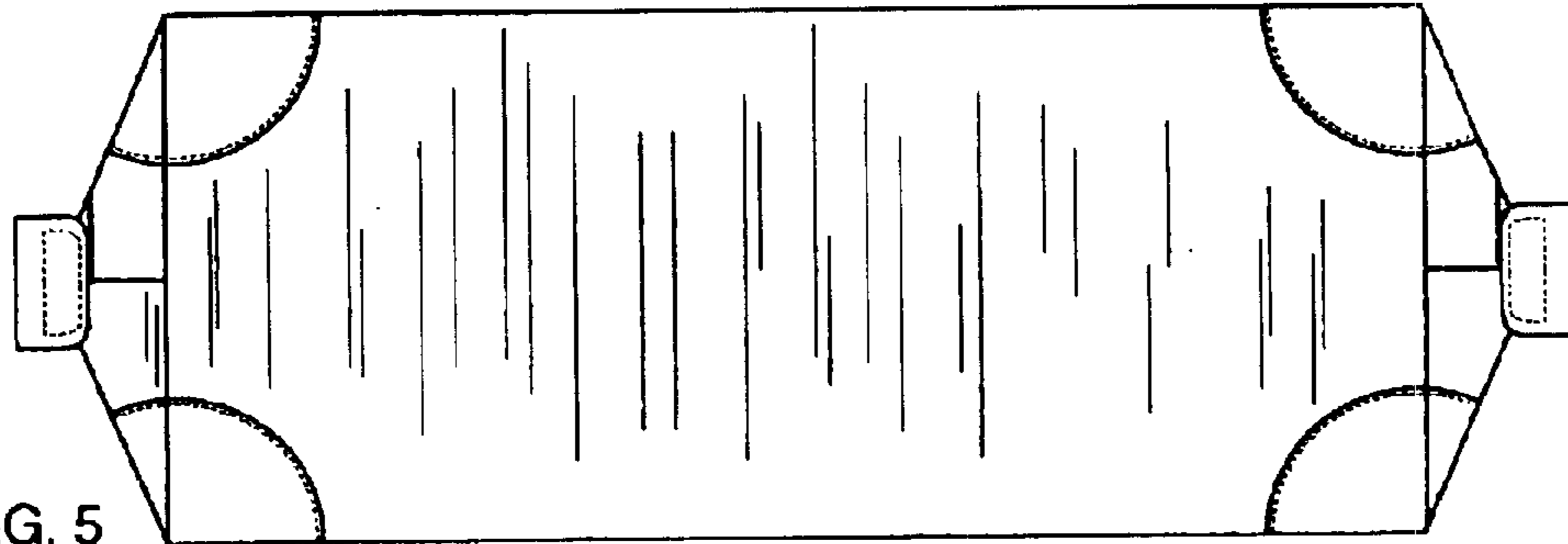


FIG. 5

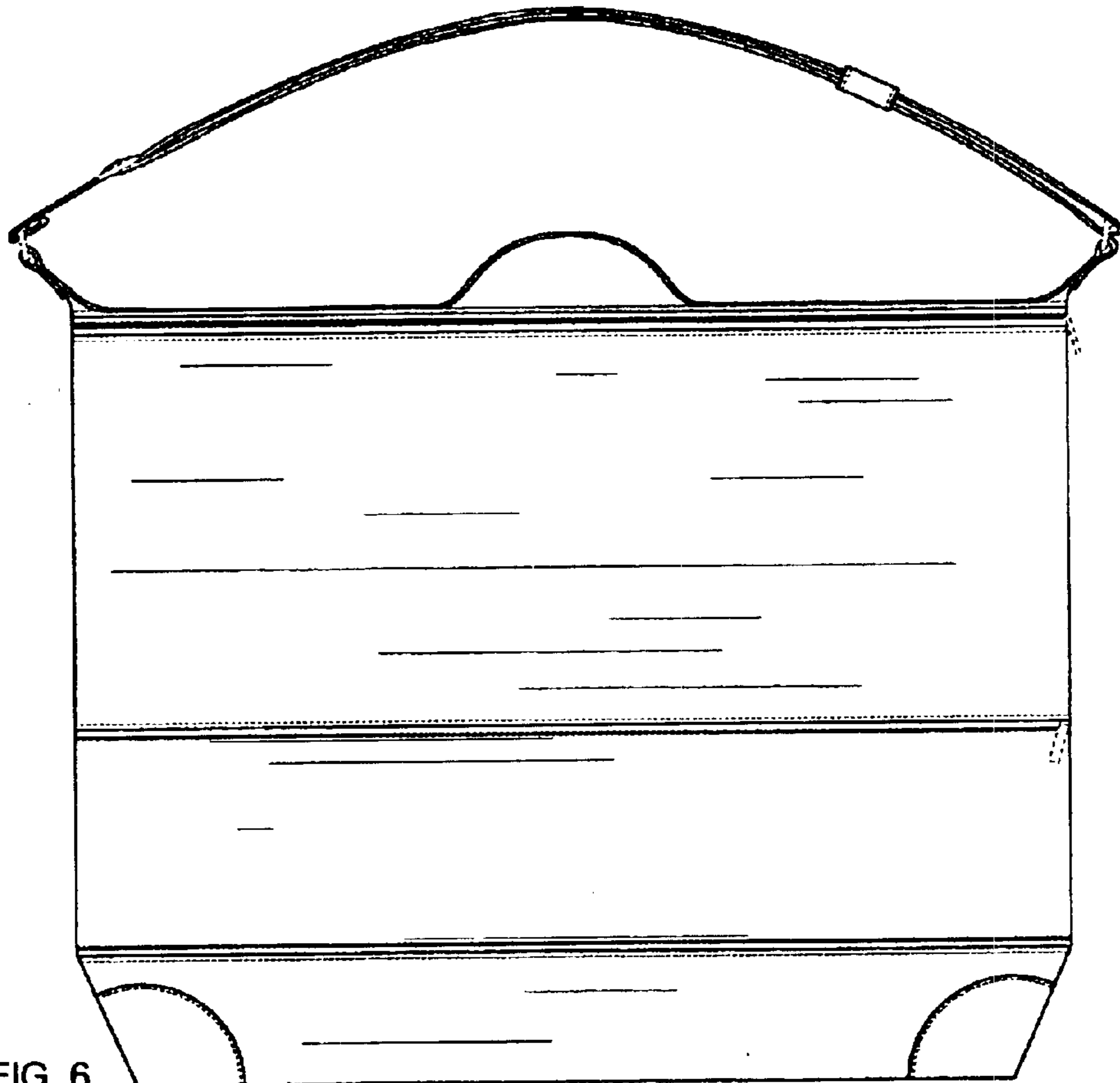


FIG. 6

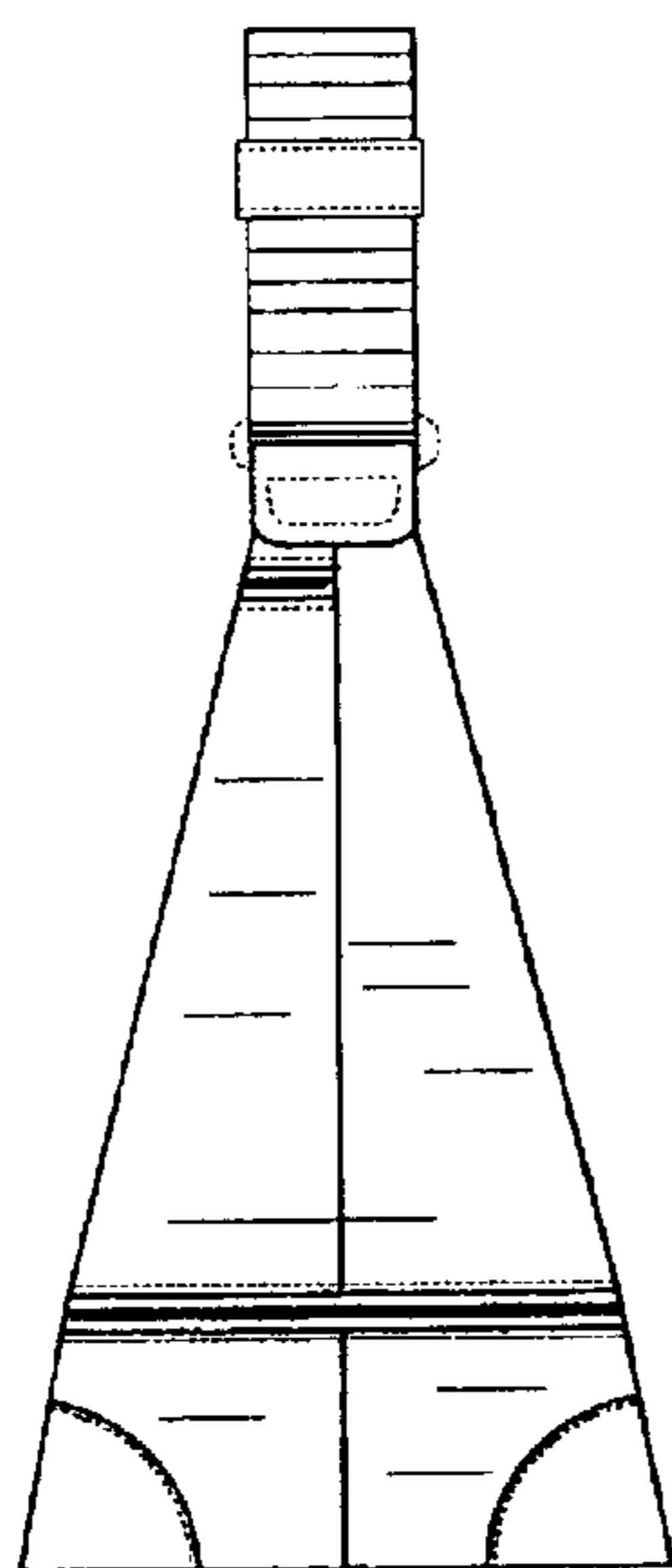


FIG. 7




FIG. 8