

US00D494747S1

(12) **United States Design Patent**
Langevin et al.

(10) **Patent No.:** **US D494,747 S**

(45) **Date of Patent:** **** Aug. 24, 2004**

(54) **OUTSOLE FOR A SKATE BOOT**

(75) Inventors: **Chris Langevin**, Prévost (CA);
François Chenevert, Rock Forest (CA)

(73) Assignee: **Bauer Nike Hockey Inc.**, St-Jérôme
(CA)

(**) Term: **14 Years**

(21) Appl. No.: **29/169,795**

(22) Filed: **Oct. 25, 2002**

(51) **LOC (7) Cl.** **02-99**

(52) **U.S. Cl.** **D2/946; D2/977; D21/762**

(58) **Field of Search** **D2/904, 946, 977;**
D21/976; 36/78, 115; 280/841, 11.12, 11.15

(56) **References Cited**

U.S. PATENT DOCUMENTS

D305,560 S	*	1/1990	Hoshizaki et al.	D21/762
D399,642 S	*	10/1998	Hoshizaki et al.	D2/904
D408,617 S	*	4/1999	Balbinot et al.	D2/946
D414,017 S	*	9/1999	Lefebvre et al.	D2/904
D466,278 S	*	12/2002	Smith, III	D2/977

* cited by examiner

Primary Examiner—Dominic Simone

(74) *Attorney, Agent, or Firm*—RatnerPrestia

(57) **CLAIM**

The ornamental design for the outsole for a skate boot, as shown and described.

DESCRIPTION

FIG. 1 is a perspective view of an outsole for a skate boot according to the present design;

FIG. 2 is a top plan view of the outsole for a skate boot of FIG. 1;

FIG. 3 is a right side elevational view of the outsole for a skate boot of FIG. 1;

FIG. 4 is a left side elevational view of the outsole for a skate boot of FIG. 1;

FIG. 5 is a bottom plan view of the outsole for a skate boot of FIG. 1;

FIG. 6 is a rear elevational view of the outsole for a skate boot of FIG. 1; and,

FIG. 7 is a front elevational view of the outsole for a skate boot of FIG. 1.

1 Claim, 4 Drawing Sheets





Fig-1

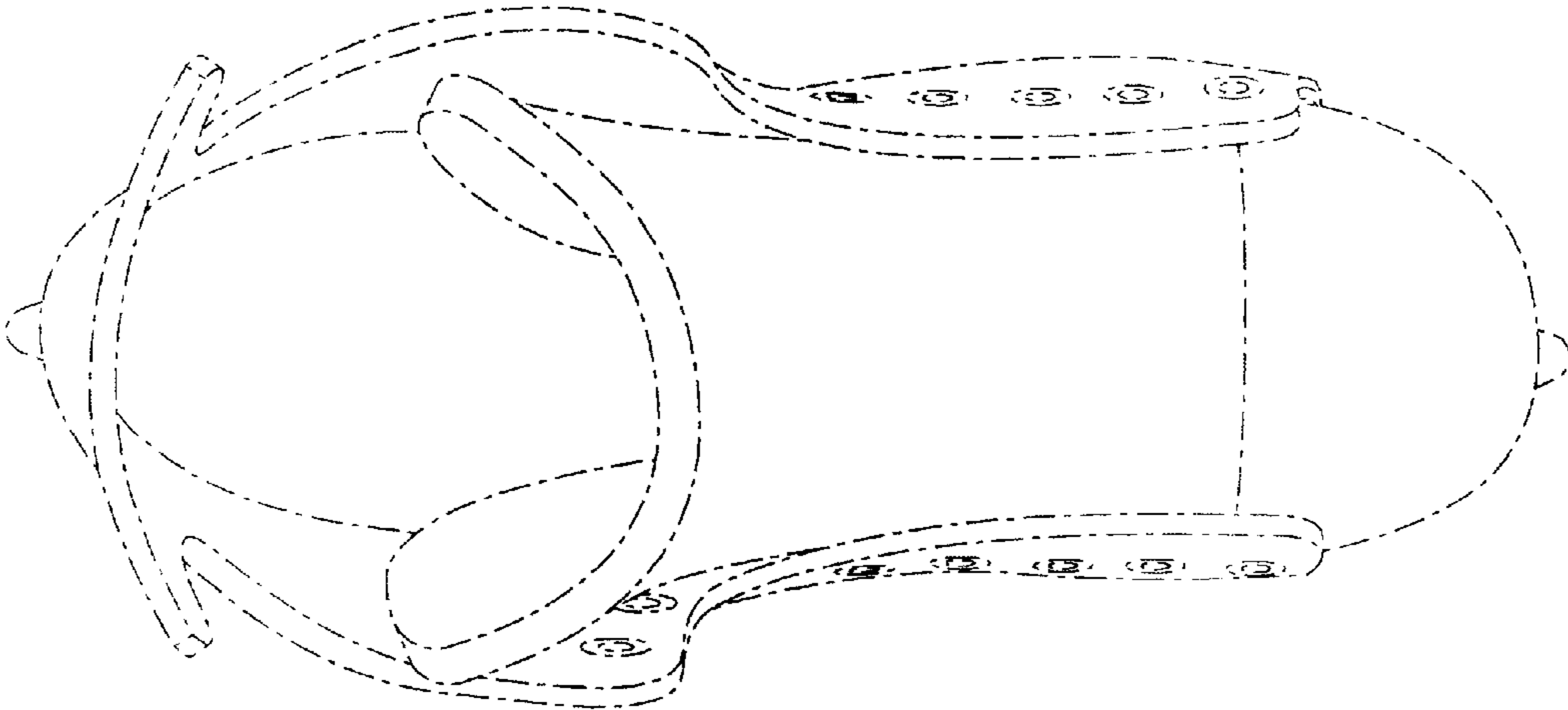


Fig-2



Fig-3



Fig-4

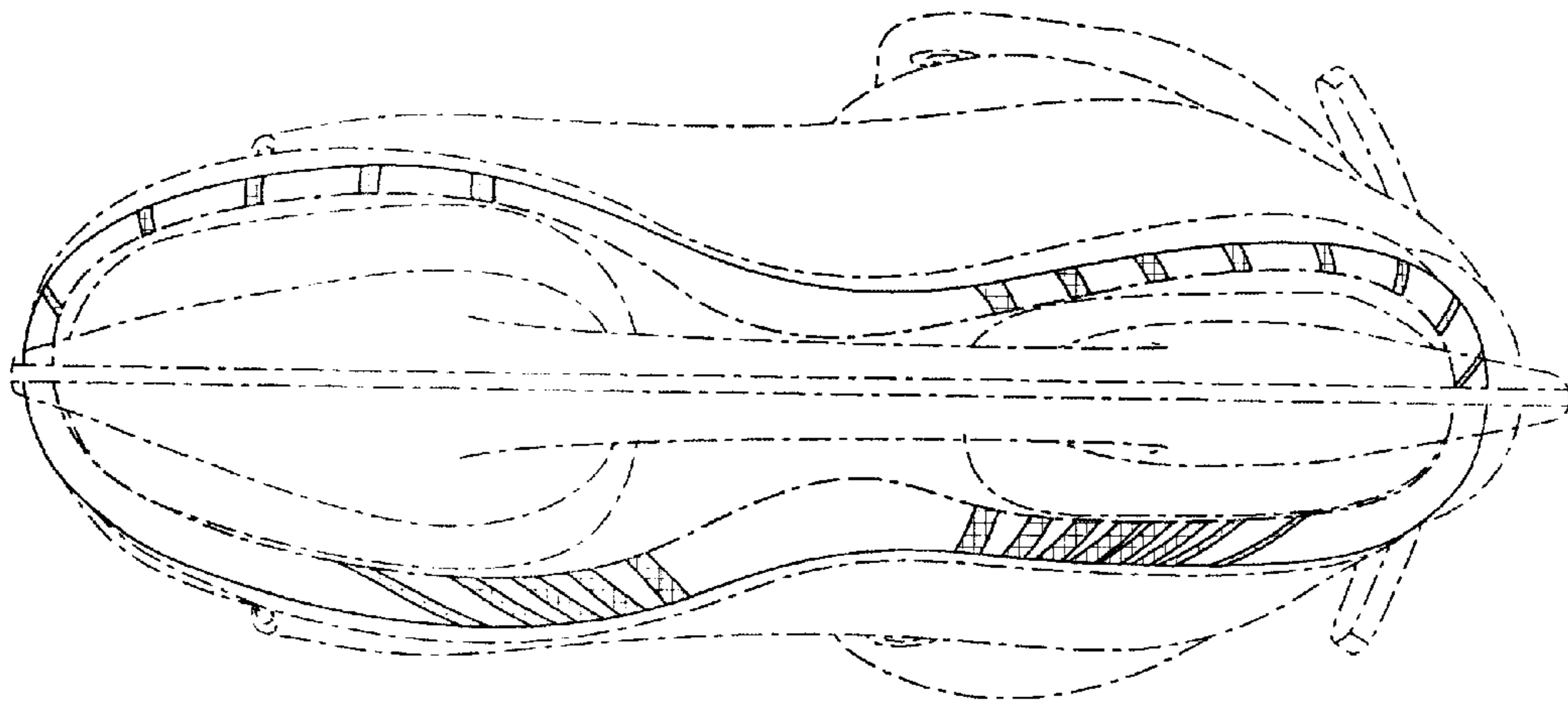


Fig-5

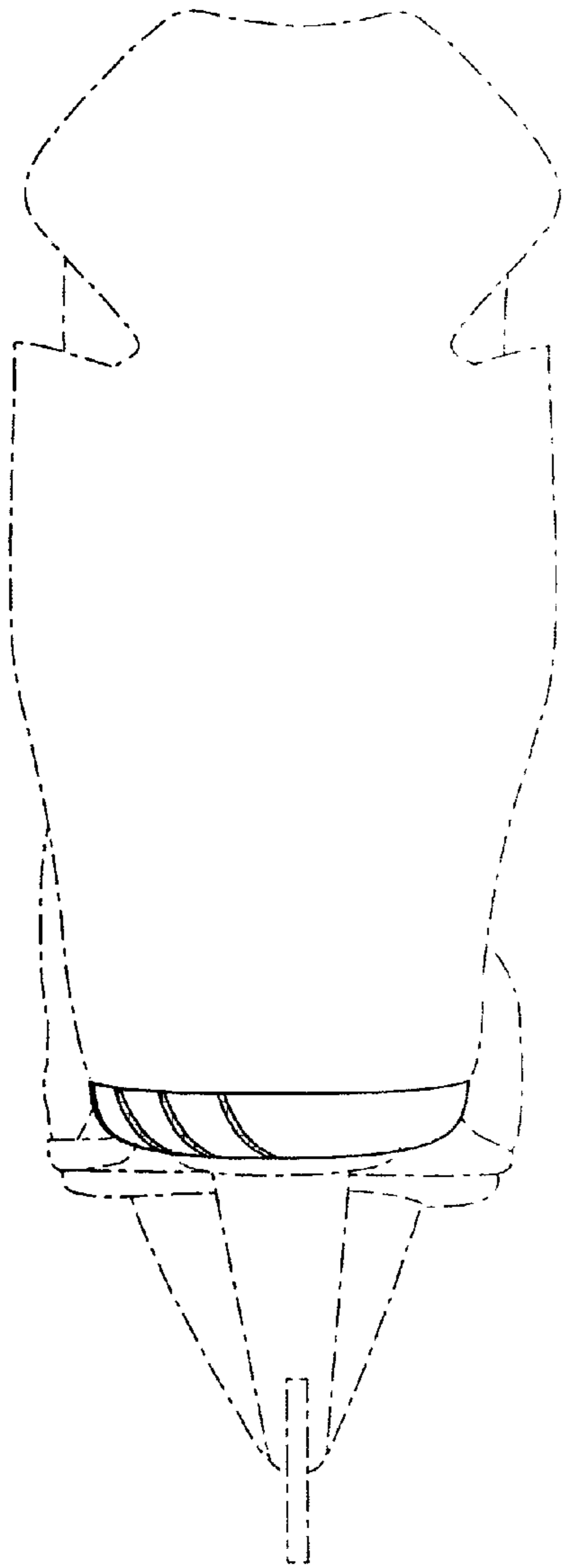


Fig-6

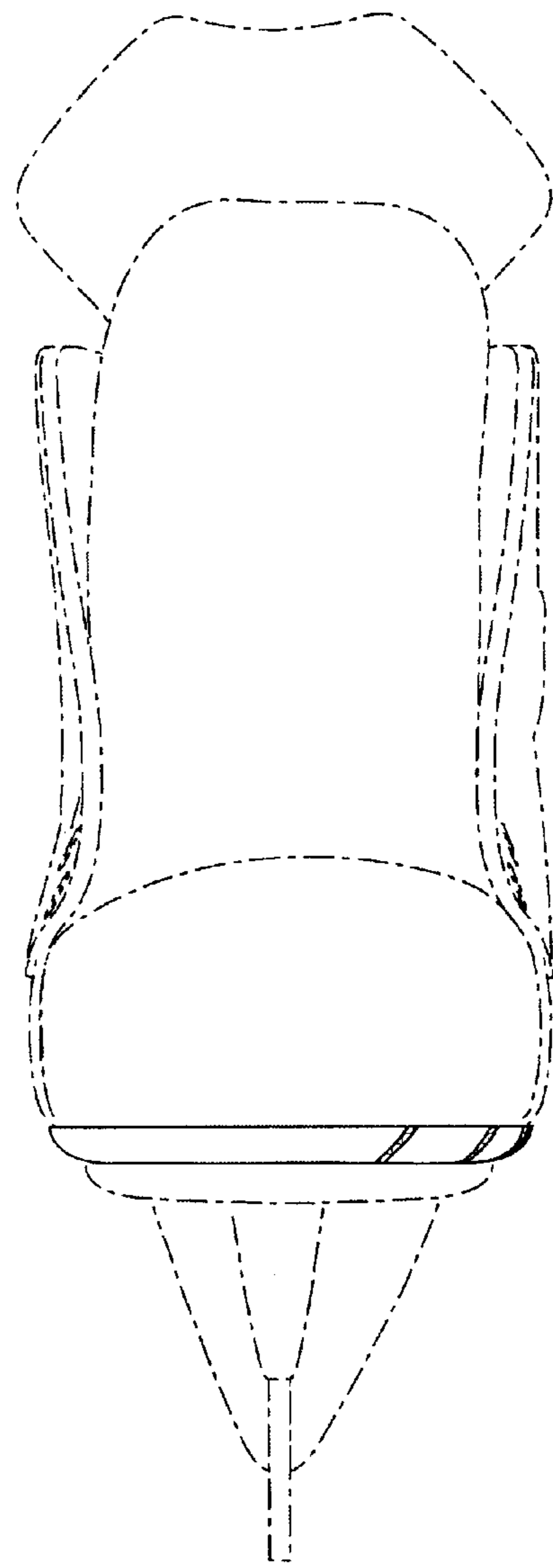


Fig-7