

US00D494737S1

(12) **United States Design Patent**  
**Schaefer**

(10) **Patent No.: US D494,737 S**

(45) **Date of Patent: \*\* Aug. 24, 2004**

(54) **BEADED GARTER**

(76) **Inventor: Cynthia L. Schaefer, 3005 Main Ave.,  
Fargo, ND (US) 58103**

(\*\*) **Term: 14 Years**

(21) **Appl. No.: 29/194,015**

(22) **Filed: Nov. 17, 2003**

(51) **LOC (7) Cl. .... 02-07**

(52) **U.S. Cl. .... D2/625**

(58) **Field of Search ..... D2/625, 624, 875,  
D2/635; 2/22, 300, 311, 338, 339, 321,  
242; 6/3, 3.2, 4, 37; D11/1, 2, 3, 11, 20**

(56) **References Cited**

**U.S. PATENT DOCUMENTS**

|             |           |                  |        |
|-------------|-----------|------------------|--------|
| 145,160 A   | 12/1873   | Elis             |        |
| 190,535 A   | 5/1877    | Armstrong        |        |
| 1,106,375 A | * 8/1914  | Grean            | 2/242  |
| 1,440,647 A | 1/1923    | Terry            |        |
| 1,636,107 A | 7/1927    | Namiot           |        |
| 1,765,965 A | 6/1930    | Cohen            |        |
| 2,413,984 A | 1/1947    | Mackall          |        |
| 2,962,726 A | 12/1960   | Werhli           |        |
| 3,733,852 A | * 5/1973  | Johnson et al.   | 63/37  |
| D281,456 S  | * 11/1985 | Swedarsky et al. | D2/875 |
| 5,115,519 A | 5/1992    | Dalrymple        |        |
| D335,102 S  | 4/1993    | Crowder et al.   |        |
| 5,285,658 A | 2/1994    | Altman et al.    |        |
| D369,231 S  | * 4/1996  | Wasserman        | D2/625 |

|             |        |                   |
|-------------|--------|-------------------|
| 5,535,448 A | 7/1996 | Williamson et al. |
| 5,644,935 A | 7/1997 | Jonovich et al.   |
| D440,515 S  | 4/2001 | Cabarbaye         |
| D444,092 S  | 6/2001 | Cabarbaye         |

\* cited by examiner

*Primary Examiner*—Paula A. Greene

(57) **CLAIM**

The ornamental design for a beaded garter, as shown and described.

**DESCRIPTION**

FIG. 1 is an upper perspective view of a beaded garter showing my new design.

FIG. 2 is a front view of a beaded garter showing my new design.

FIG. 3 is a rear view of a beaded garter showing my new design.

FIG. 4 is a left side view of a beaded garter showing my new design.

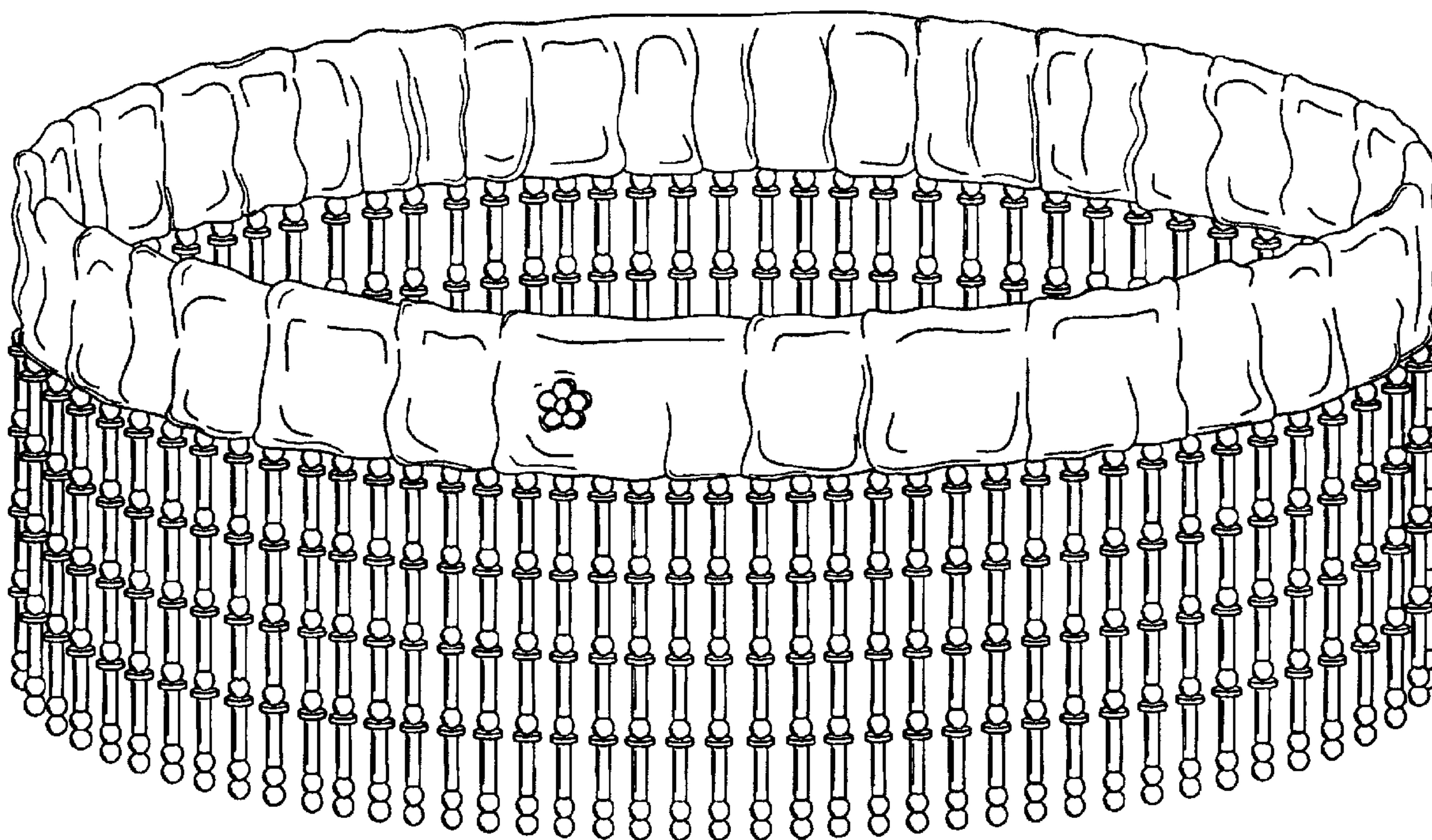
FIG. 5 is a right side view of a beaded garter showing my new design.

FIG. 6 is a top view of a beaded garter showing my new design; and,

FIG. 7 is a bottom view of a beaded garter showing my new design.

Any shading and cross-hatching are not features of the design but are utilized to illustrate the surface contours of the beaded garter in the drawings.

**1 Claim, 7 Drawing Sheets**



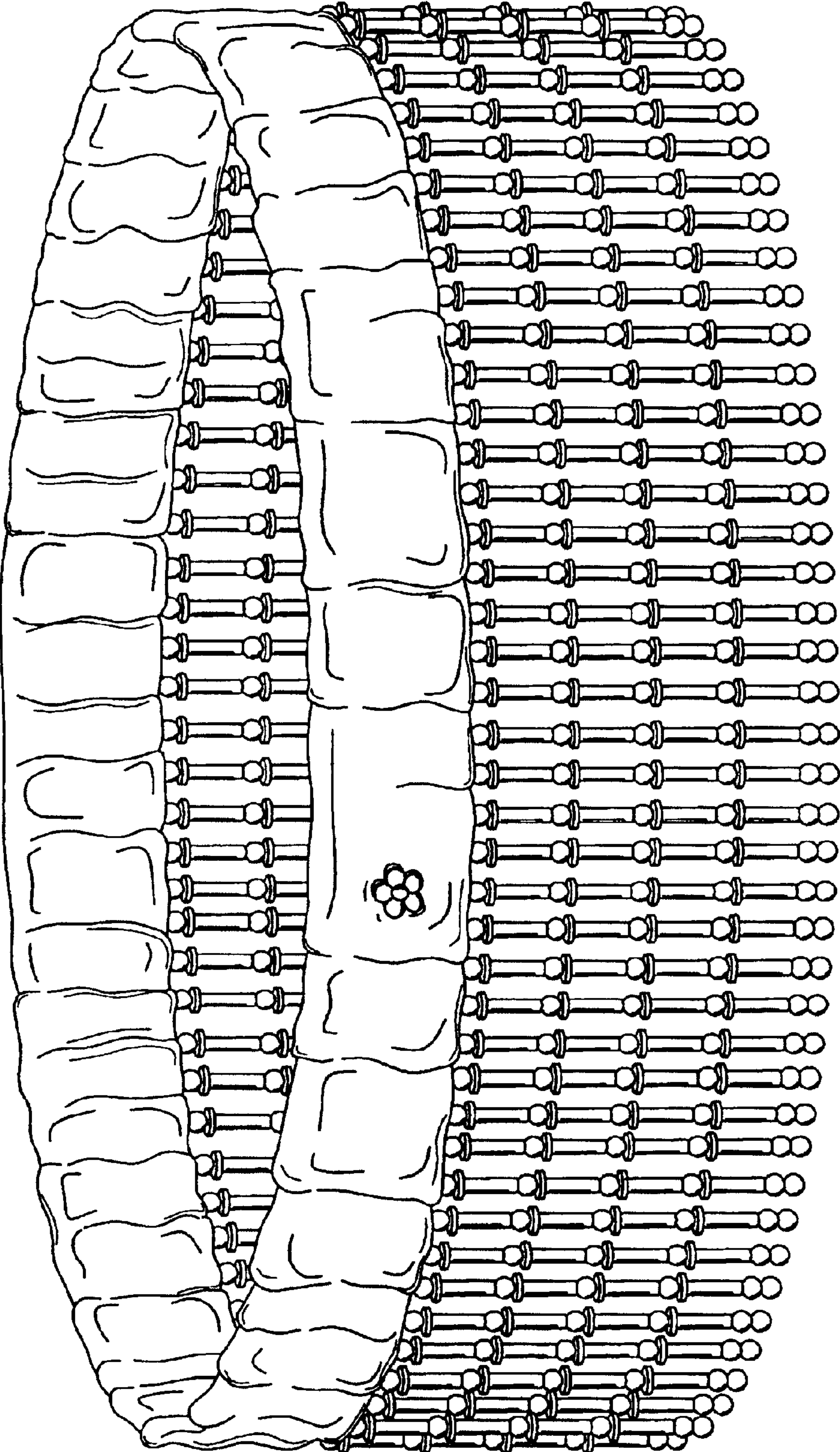


FIG. 1



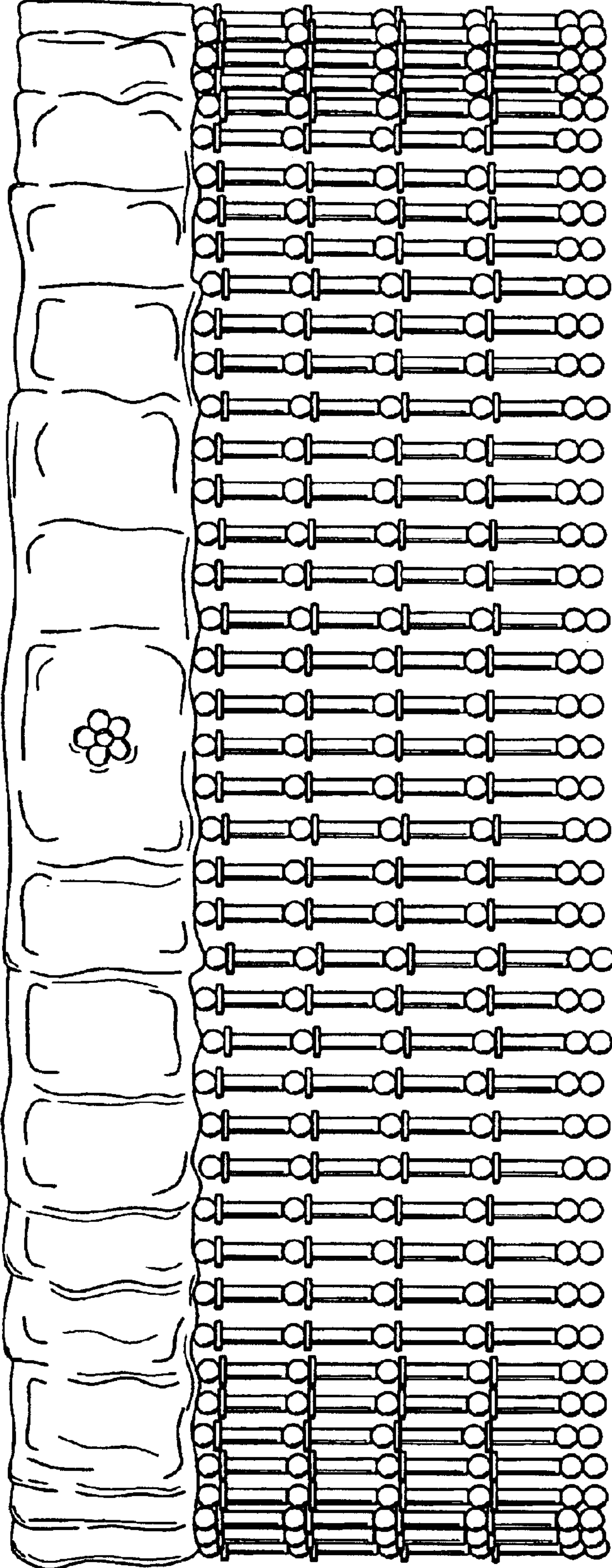


FIG. 2

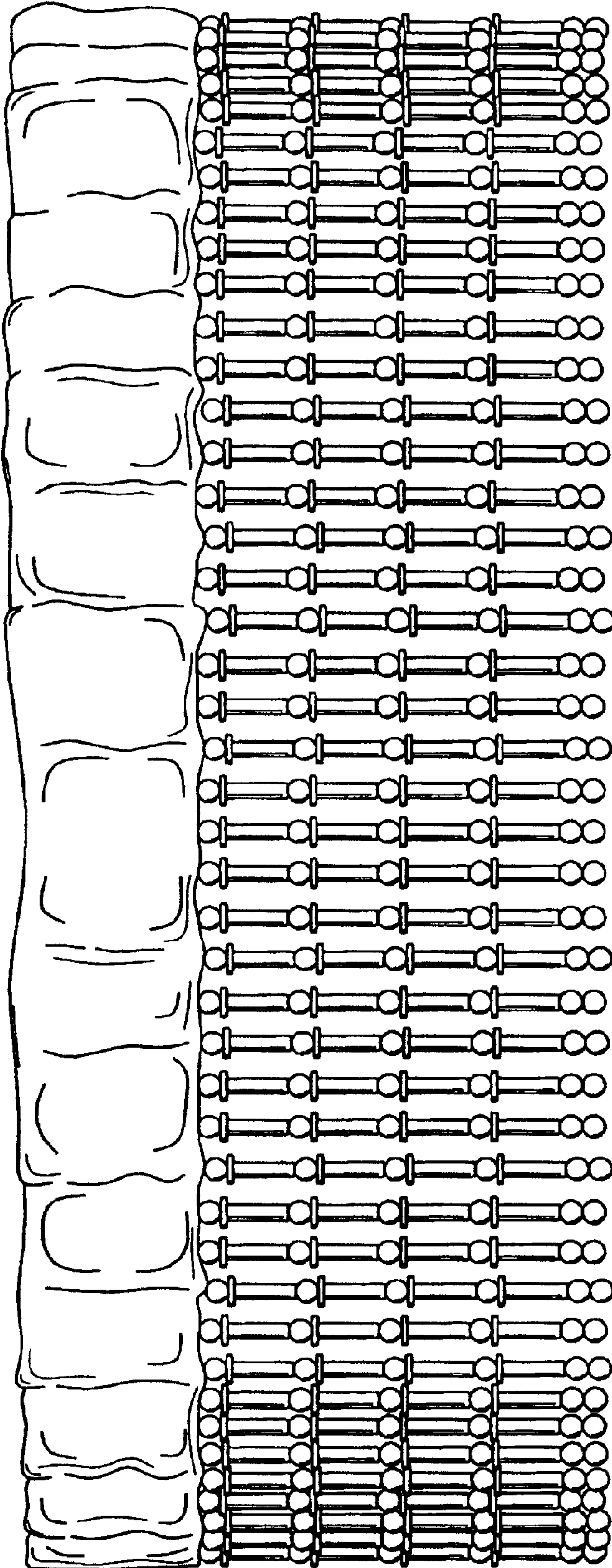


FIG. 3

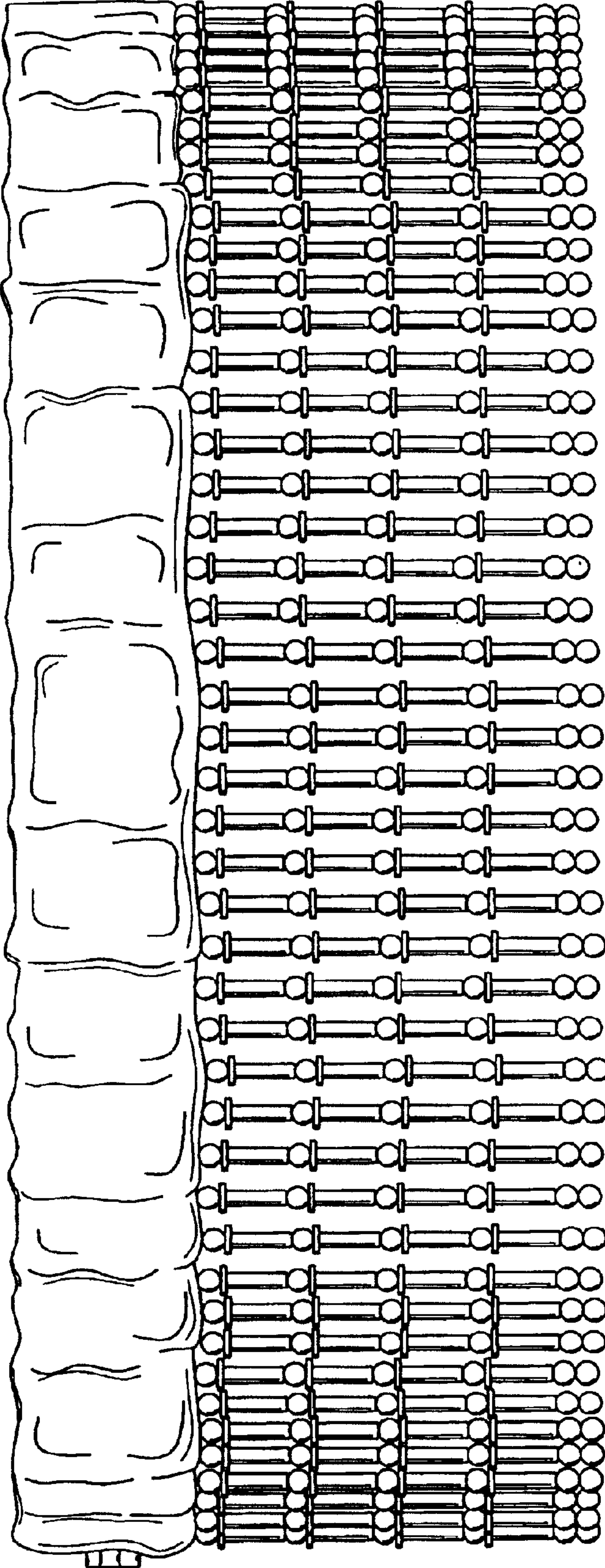


FIG. 4



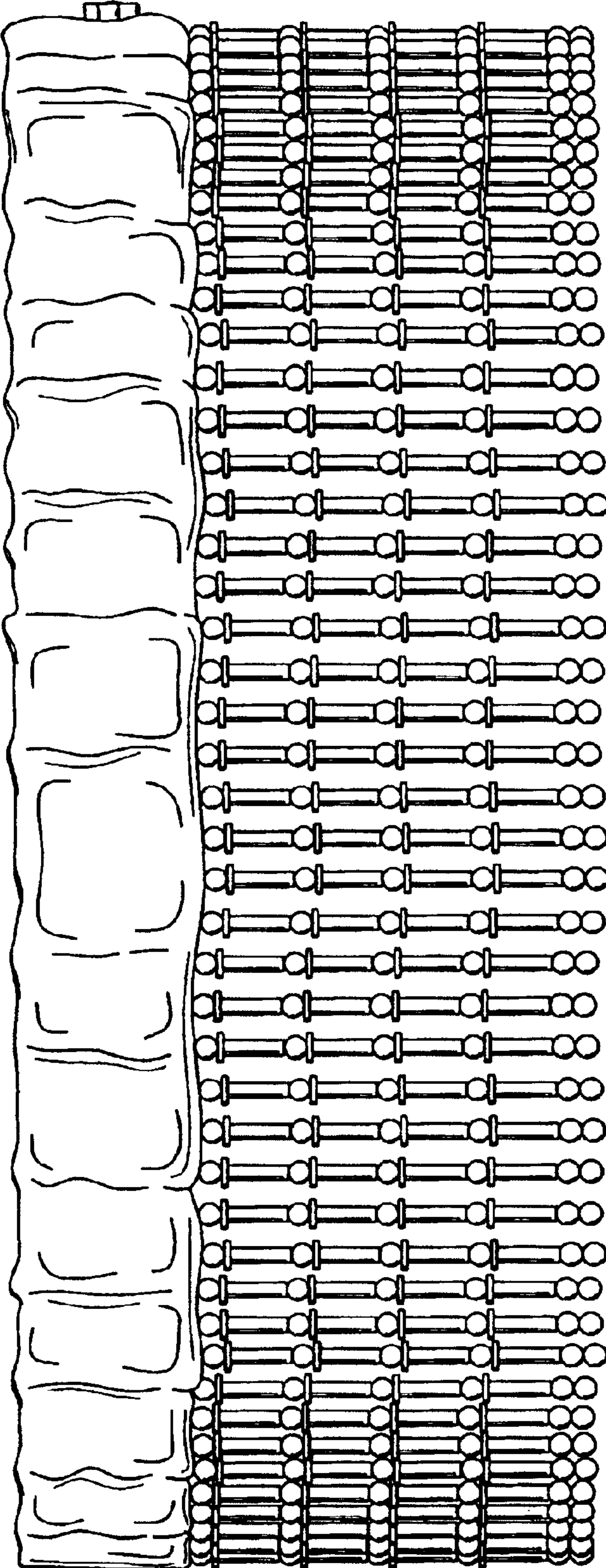


FIG. 5




FIG. 6




FIG. 7