

US00D494720S1

(12) **United States Design Patent**
Rosenzweig et al.

(10) **Patent No.: US D494,720 S**

(45) **Date of Patent: ** Aug. 17, 2004**

(54) **VACUUM CLEANER**

(75) **Inventors: Mark Rosenzweig**, Chestnut Hill, MA (US); **Terry Robertson**, Auburn, AL (US)

(73) **Assignee: Euro-Pro Operating, LLC**, West Newton, MA (US)

(**) **Term: 14 Years**

(21) **Appl. No.: 29/200,746**

(22) **Filed: Mar. 4, 2004**

(51) **LOC (7) Cl. 15-05**

(52) **U.S. Cl. D32/31**

(58) **Field of Search** D32/30-34, 21-24; 15/350, 352-353, 321-322, 346-347, 412, 400, 327.1-327.7, 410, 414, 381, 383; 55/337, DIG. 3, 459.1, 429, 345, 447; 95/271, 268; 210/512.1

6,428,589	B1	*	8/2002	Bair et al.	55/318
D462,813	S	*	9/2002	Nakano et al.	D32/22
D462,814	S	*	9/2002	Sugimoto	D32/22
D463,078	S	*	9/2002	Harada	D32/22
6,521,006	B2	*	2/2003	Park et al.	55/337
D471,683	S	*	3/2003	Dyson et al.	D32/30
6,578,230	B2	*	6/2003	Park et al.	15/353
6,616,721	B2	*	9/2003	Oh	55/426
D481,180	S	*	10/2003	Fujii	D32/22
D481,844	S	*	11/2003	Greene et al.	D32/30
2003/0188396	A1		10/2003	Hitzelberger et al.		

* cited by examiner

Primary Examiner—Ruth McInroy

(74) *Attorney, Agent, or Firm*—Reed Smith LLP; Michael I. Wolfson; Sylvia Tan

(57) **CLAIM**

The ornamental design for a vacuum cleaner, as shown and described.

DESCRIPTION

FIG. 1 is a top, front and left side perspective view of a vacuum cleaner showing our new design; FIG. 2 is a front perspective view thereof; FIG. 3 is a right side perspective view thereof; FIG. 4 is a left side perspective view thereof; FIG. 5 is a rear perspective view thereof; FIG. 6 is a top perspective view thereof; and, FIG. 7 is a bottom perspective view thereof.

(56) **References Cited**

U.S. PATENT DOCUMENTS

D309,203	S		7/1990	Goodrich		
5,078,761	A	*	1/1992	Dyson	29/200
D343,707	S		1/1994	Dyson		
D417,533	S	*	12/1999	Burchard et al.	D32/22
D435,945	S	*	1/2001	Ikeno et al.	D32/22
6,193,787	B1	*	2/2001	Dyson et al.	95/271
D439,379	S	*	3/2001	Gammack et al.	D32/22
6,251,296	B1	*	6/2001	Conrad et al.	210/806

1 Claim, 6 Drawing Sheets

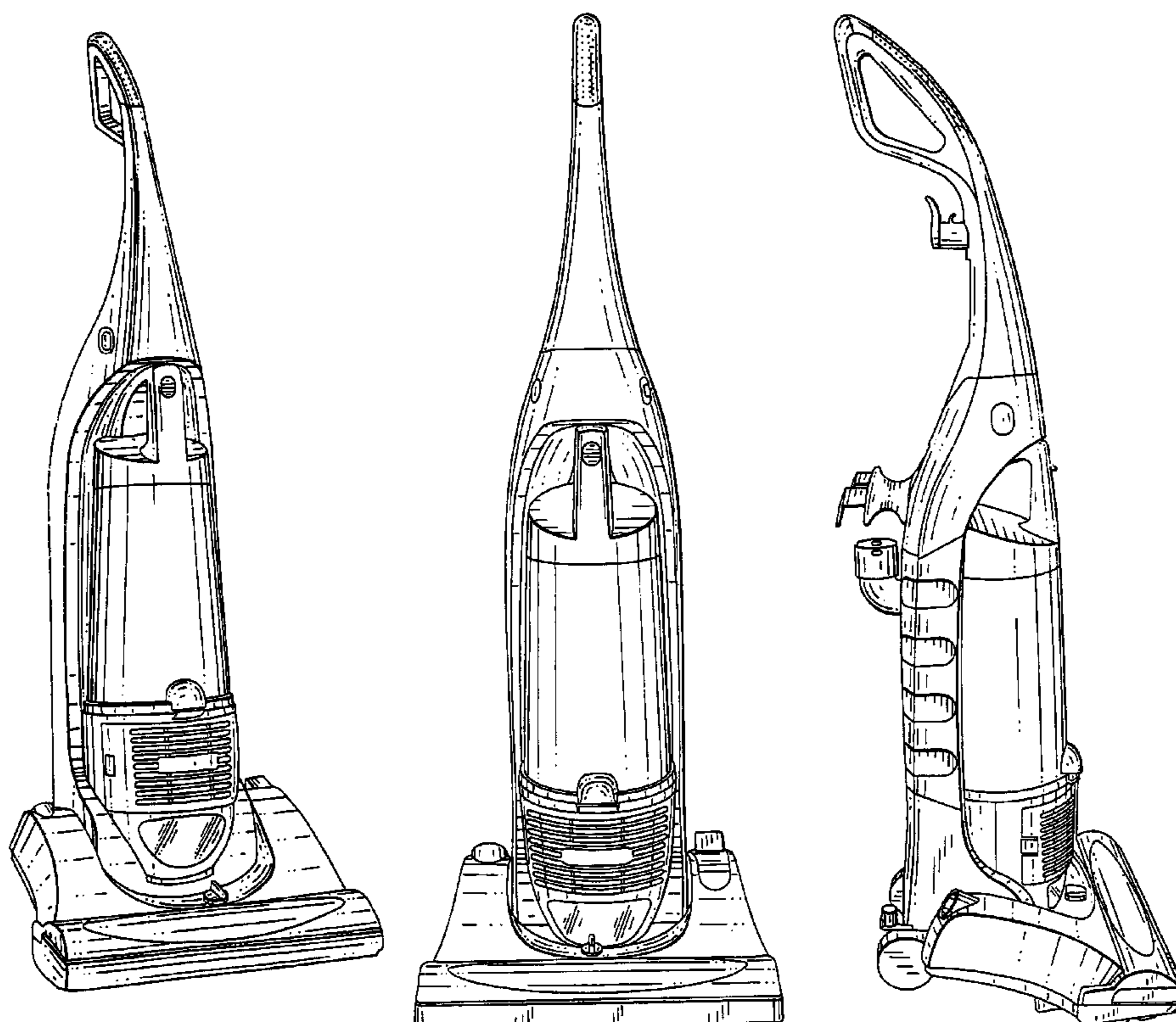


FIG. 1

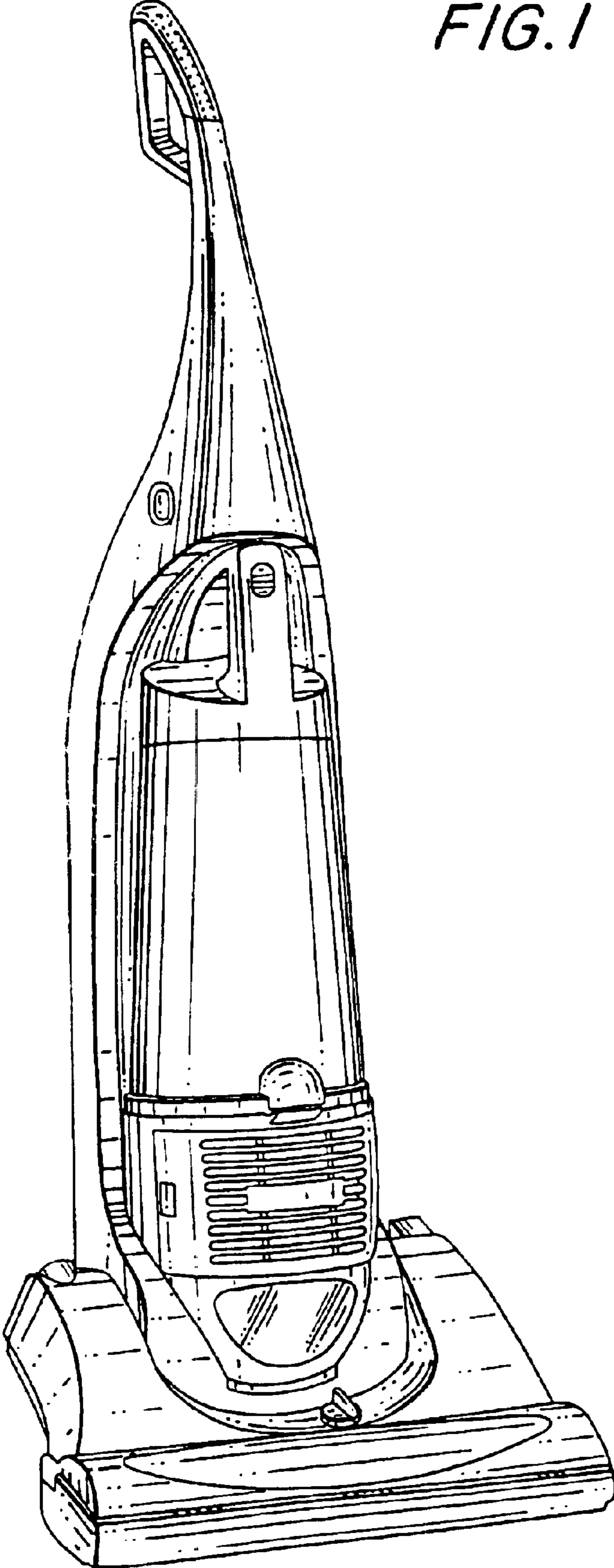


FIG. 2

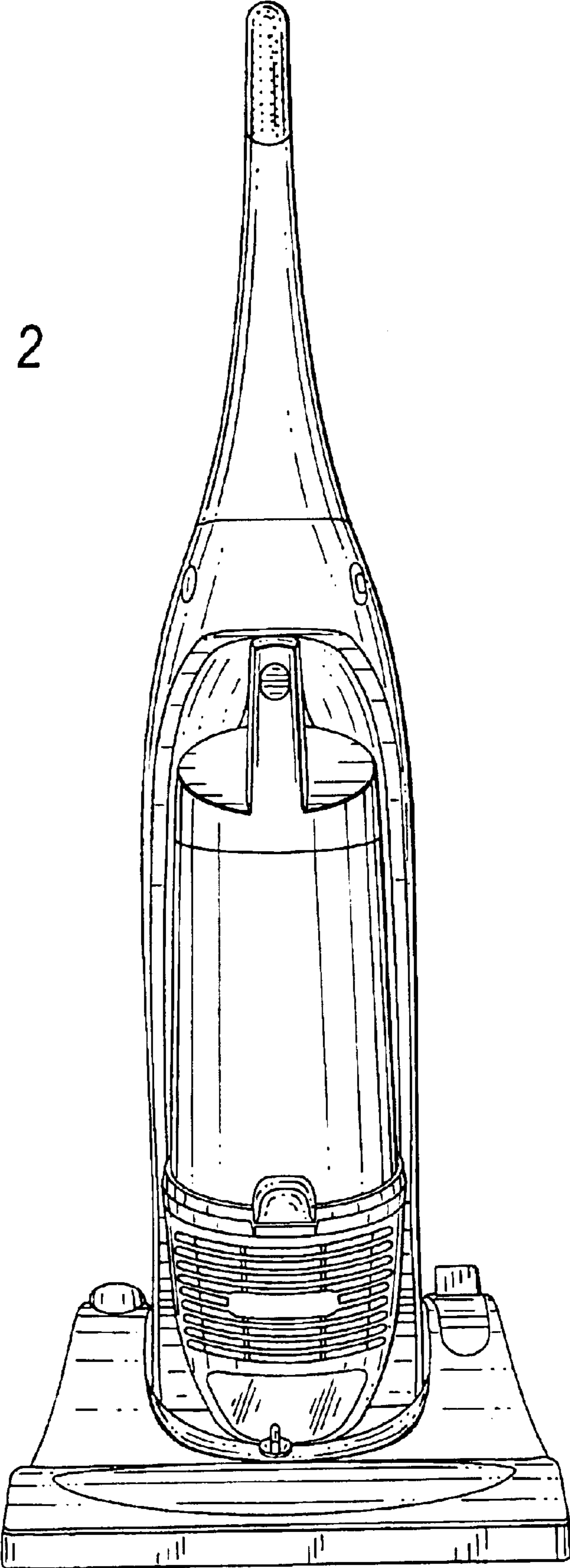


FIG. 3

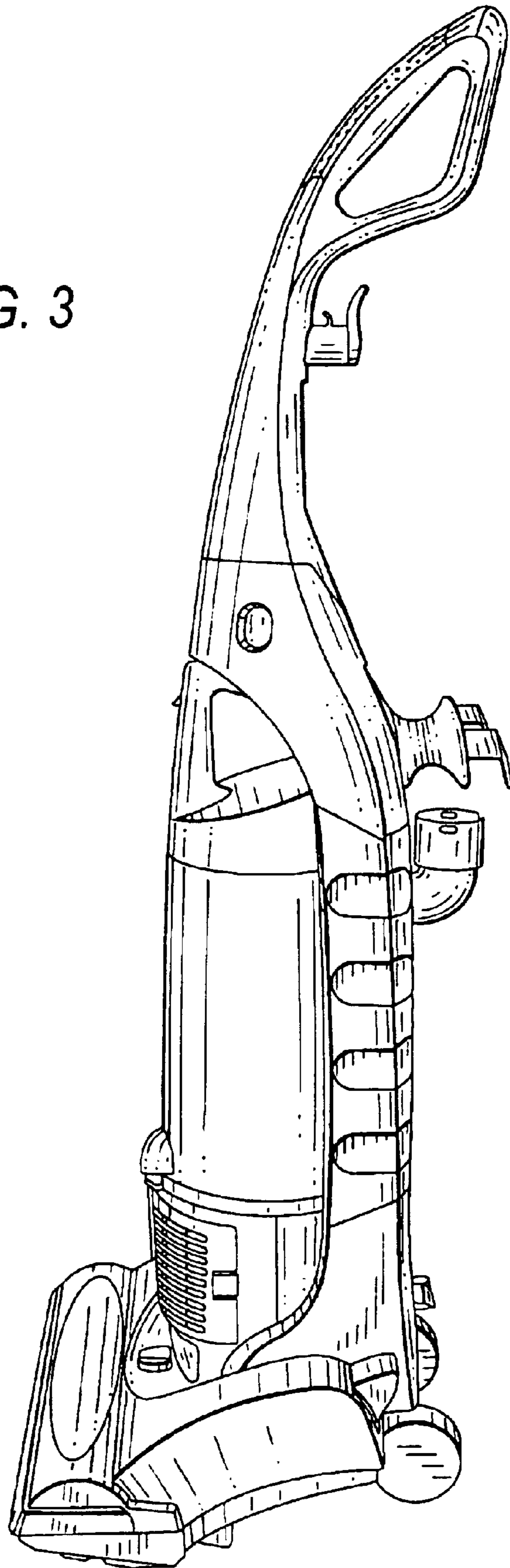


FIG. 4

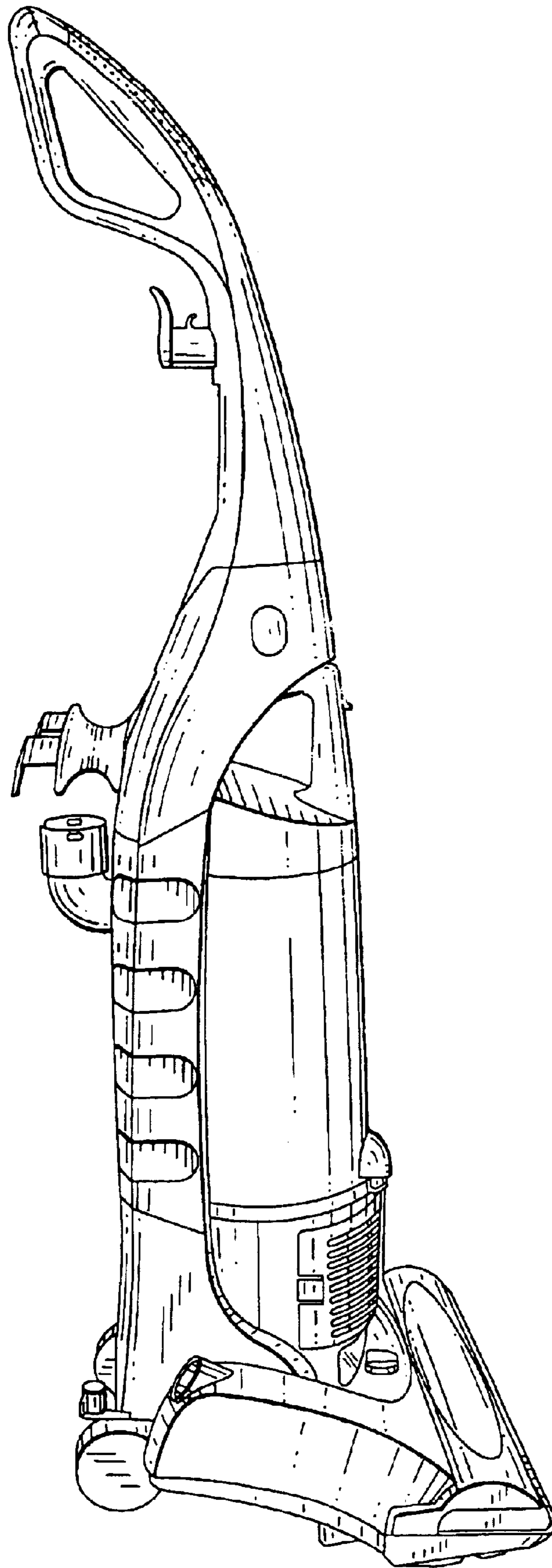
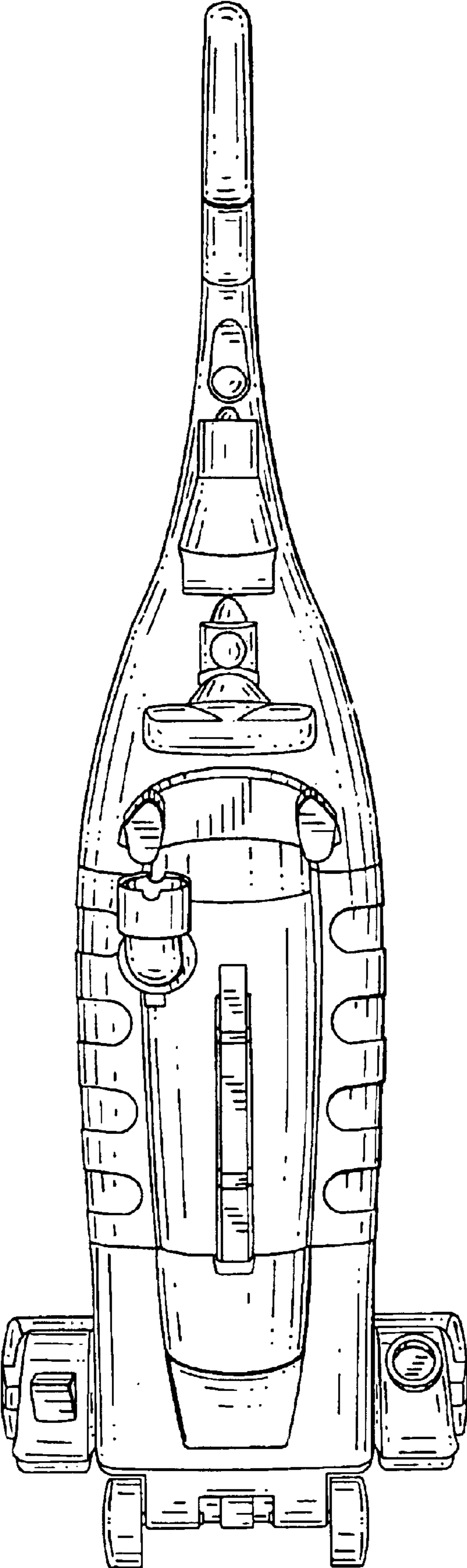


FIG. 5



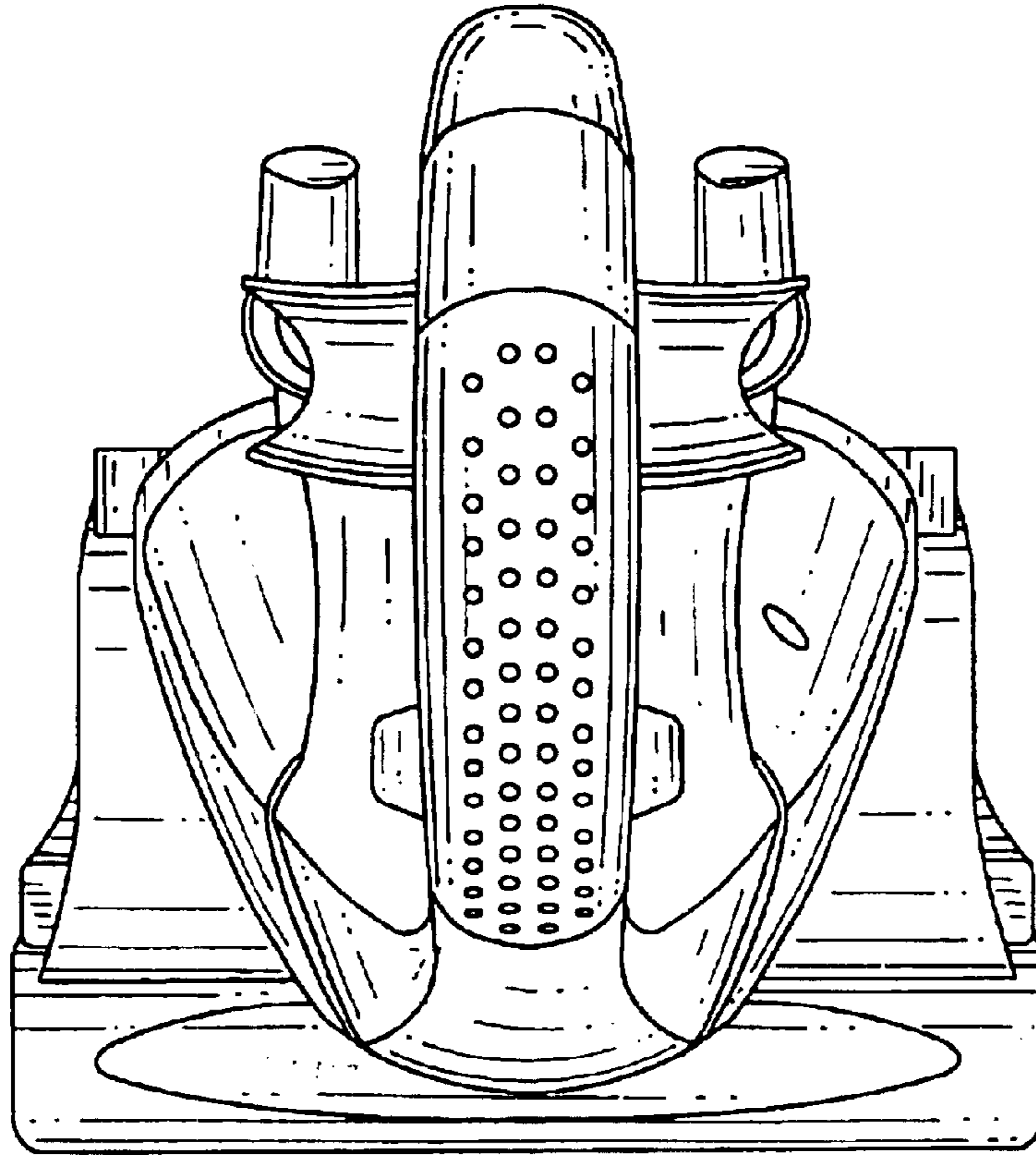


FIG. 6

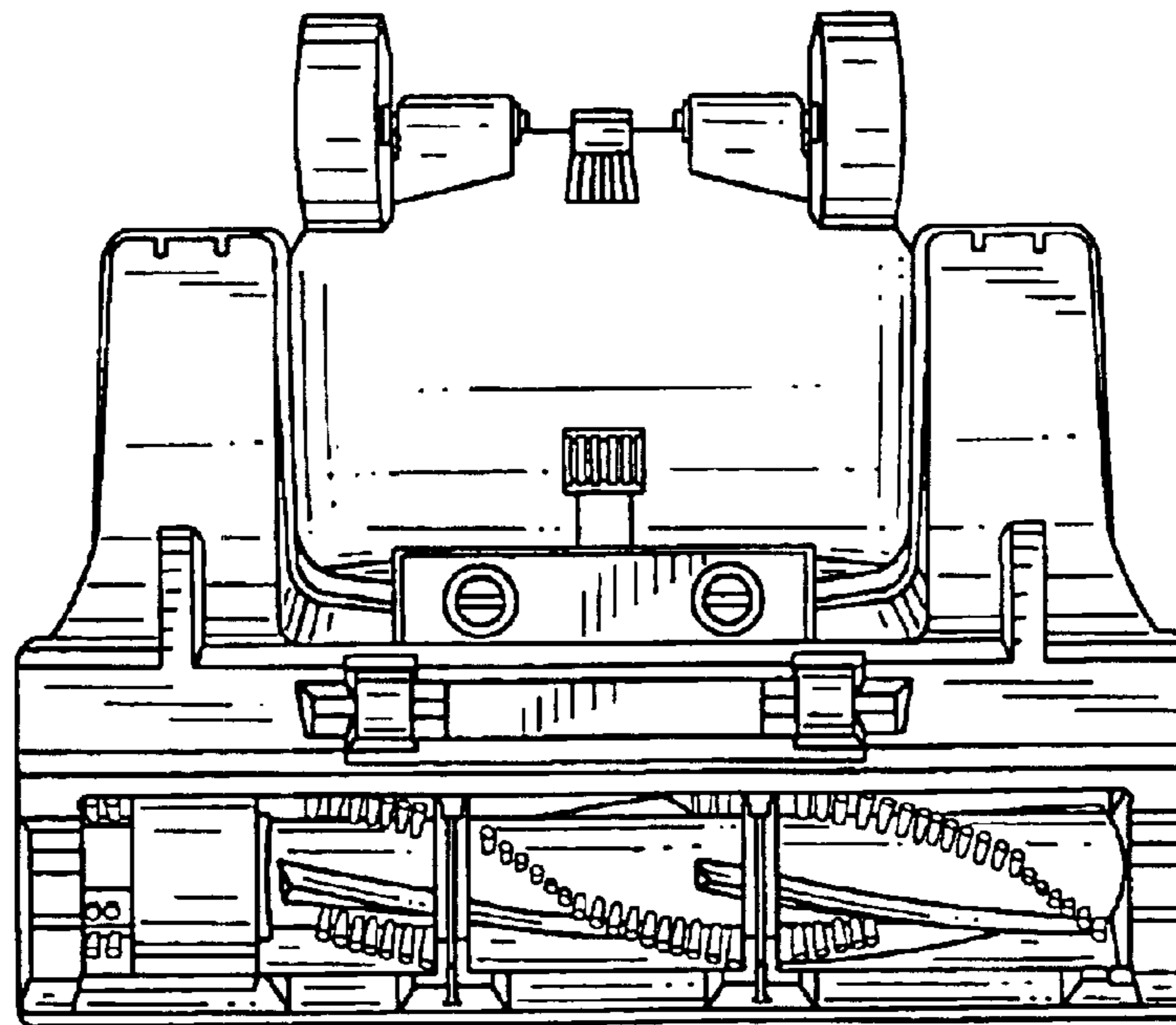


FIG. 7