

US00D494696S1

(12) **United States Design Patent**  
**Kim**

(10) **Patent No.:** **US D494,696 S**  
(45) **Date of Patent:** **\*\* Aug. 17, 2004**

(54) **COMPASS, TEAR GAS EXPELLING DEVICE, HANDLE-BELT, VERSATILE UTILITY CLIP AND FLASHLIGHT**

(76) Inventor: **Tae Hyung Kim**, 2-702 sambo mansion, 580-4 yun san 1 dong, yun jae-kun, Busan (KR)

(\*\*) Term: **14 Years**

(21) Appl. No.: **29/189,483**

(22) Filed: **Sep. 8, 2003**

(51) **LOC (7) Cl.** ..... **26-02**

(52) **U.S. Cl.** ..... **D26/49**

(58) **Field of Search** ..... D26/37-50; 362/157, 362/158, 171-174, 183-208

(56) **References Cited**

**U.S. PATENT DOCUMENTS**

3,638,836 A	2/1972	Vickers, III	.....	222/113
D411,023 S	*	6/1999	Yau	..... D26/49
D423,129 S	*	4/2000	Nakagawa	..... D26/49
D472,006 S	*	3/2003	Fritz	..... D26/49

**FOREIGN PATENT DOCUMENTS**

KR 126214 4/1992

\* cited by examiner

*Primary Examiner*—Marcus A. Jackson

(74) *Attorney, Agent, or Firm*—Jacobson Holman PLLC

(57) **CLAIM**

I claim the ornamental design for the compass, tear gas expelling device, handle-belt, versatile utility clip and flashlight, as shown and described.

**DESCRIPTION**

FIG. 1 is a front perspective view of the compass, tear gas

expelling decive, hendle-belt,versatile utility clip and flashlight embodying by design;

FIG. 2 is a front elevational view of the compass, tear gas expelling decive, hendle-belt,versatile utility clip and flashlight as shown in FIG. 1:

FIG. 3 is a back elevational view of the compass, tear gas expelling decive, hendle-belt,versatile utility clip and flashlight as shown in FIG. 1:

FIG. 4 is a left side elevational view of the compass, tear gas expelling decive, hendle-belt,versatile utility clip and flashlight as shown in FIG. 1:

FIG. 5 is a right side elevational view of the compass,tear gas expelling decive, hendle-belt,versatile utility clip and flashlight as shown in FIG. 1:

FIG. 6 is a top plan view of the compass,tear gas expelling decive, hendle-belt,versatile utility clip and flashlight as shown in FIG. 1:

FIG. 7 is a bottom plan view of the compass,tear gas expelling decive, hendle-belt,versatile utility clip and flashlight as shown in FIG. 1:

FIG. 8 is the compass,tear gas expelling decive, hendle-belt, versatile utility clip and flashlight in use. The broken lines are shown for illustrative purposes only and from no part of the claimed design; and,

FIG. 9 is the compass,tear gas expelling decive, hendle-belt, versatile utility clip and flashlight in use. The broken lines are shown for illustrative purpose only and from no part of the claimed design.

**1 Claim, 6 Drawing Sheets**

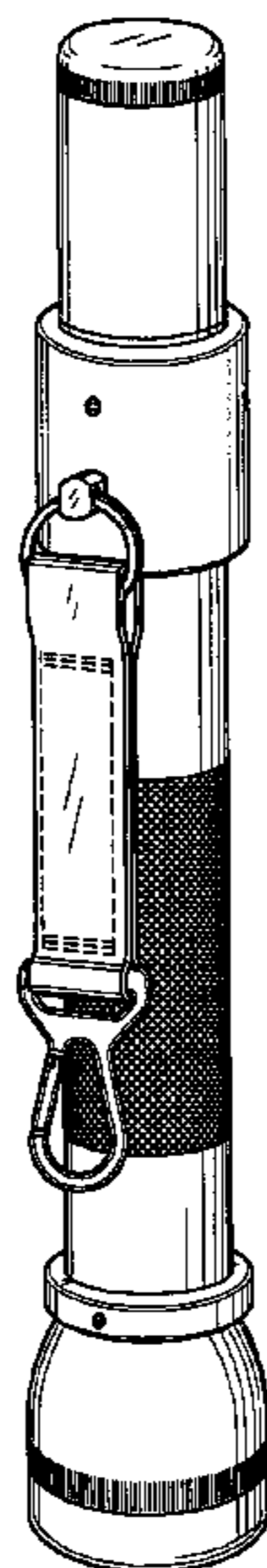


FIG. 1

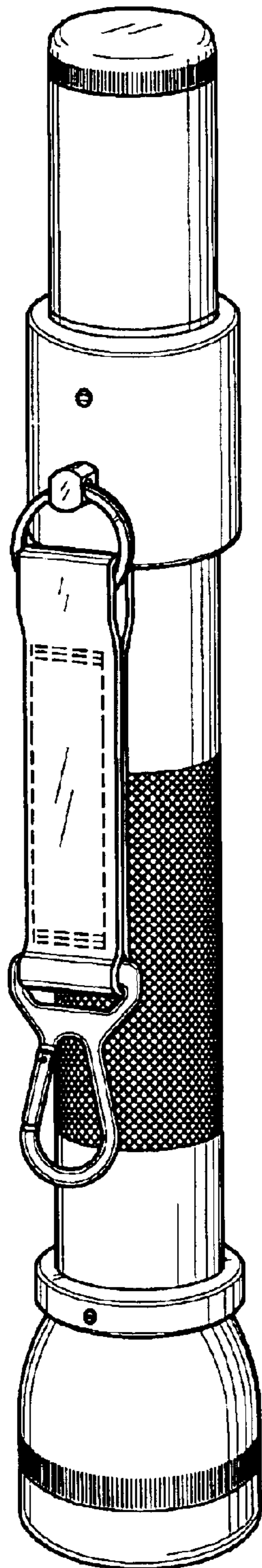


FIG. 2

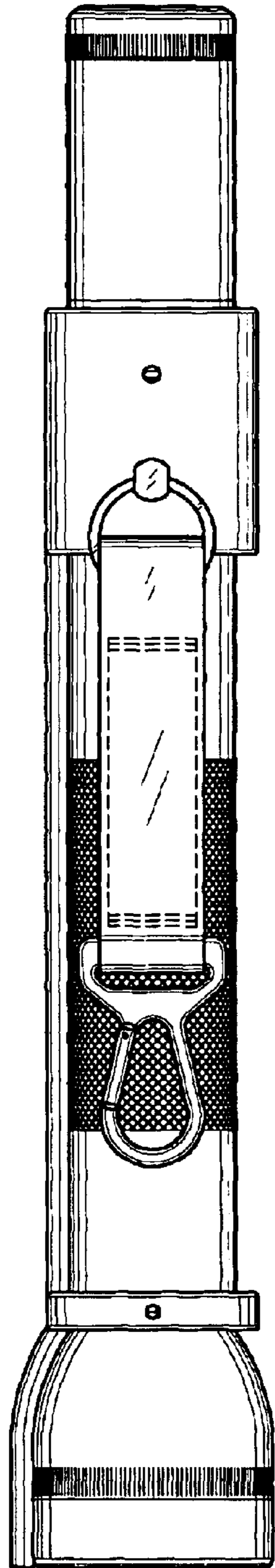


FIG. 3

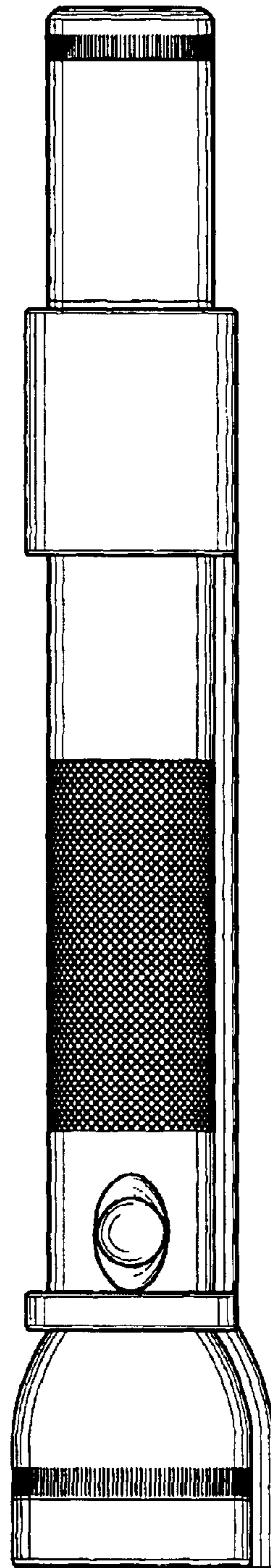


FIG. 4

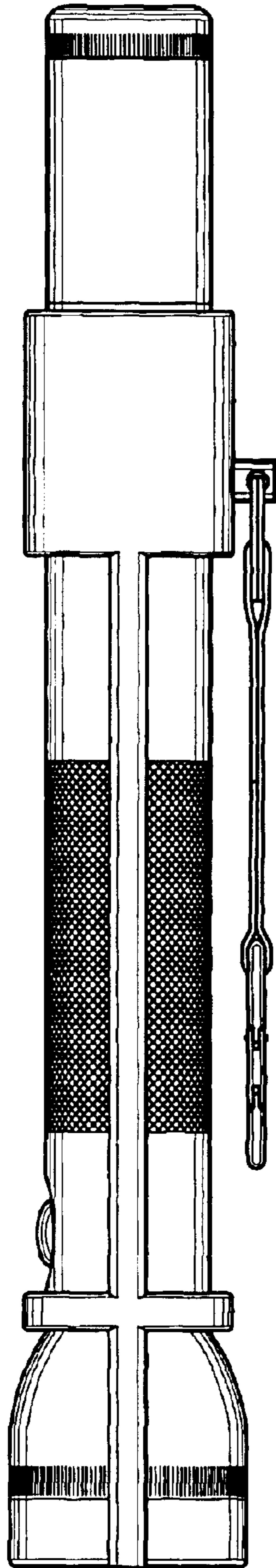


FIG. 5

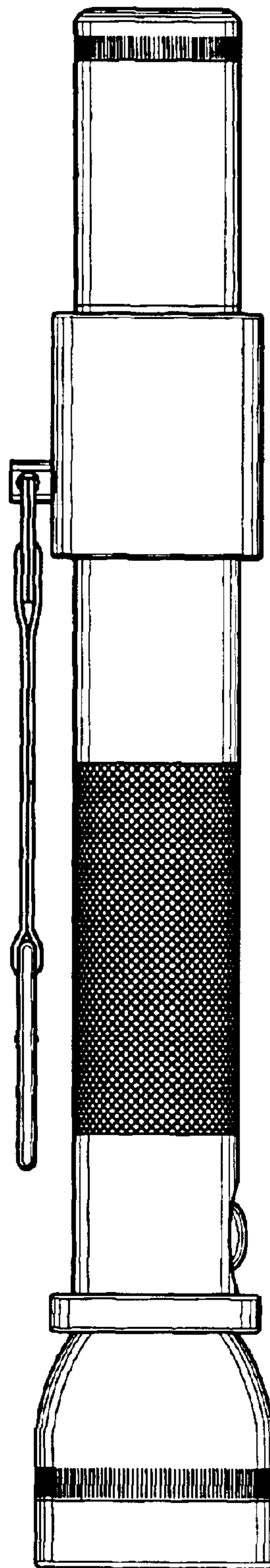


FIG.6




FIG.7

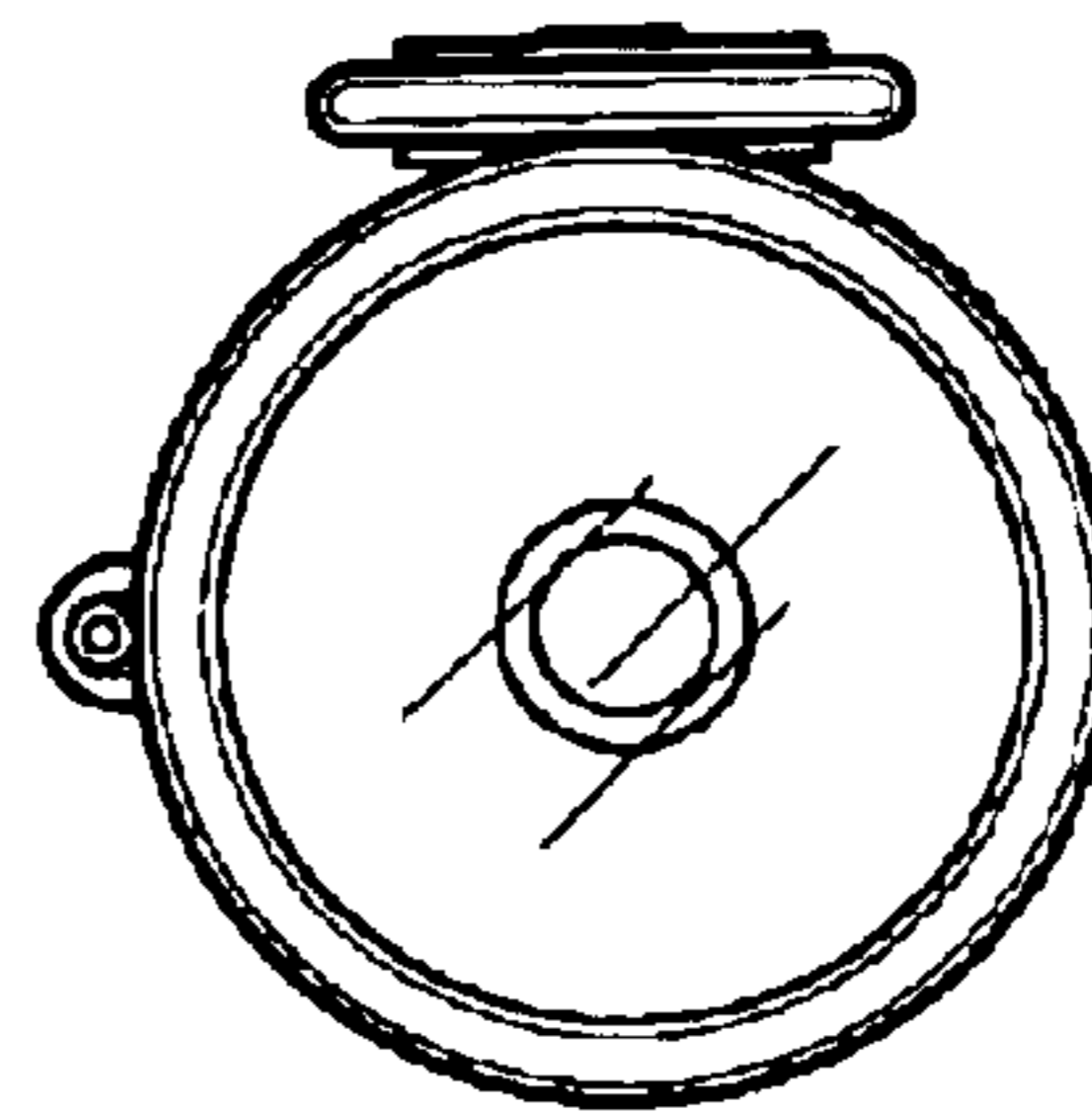




FIG. 8

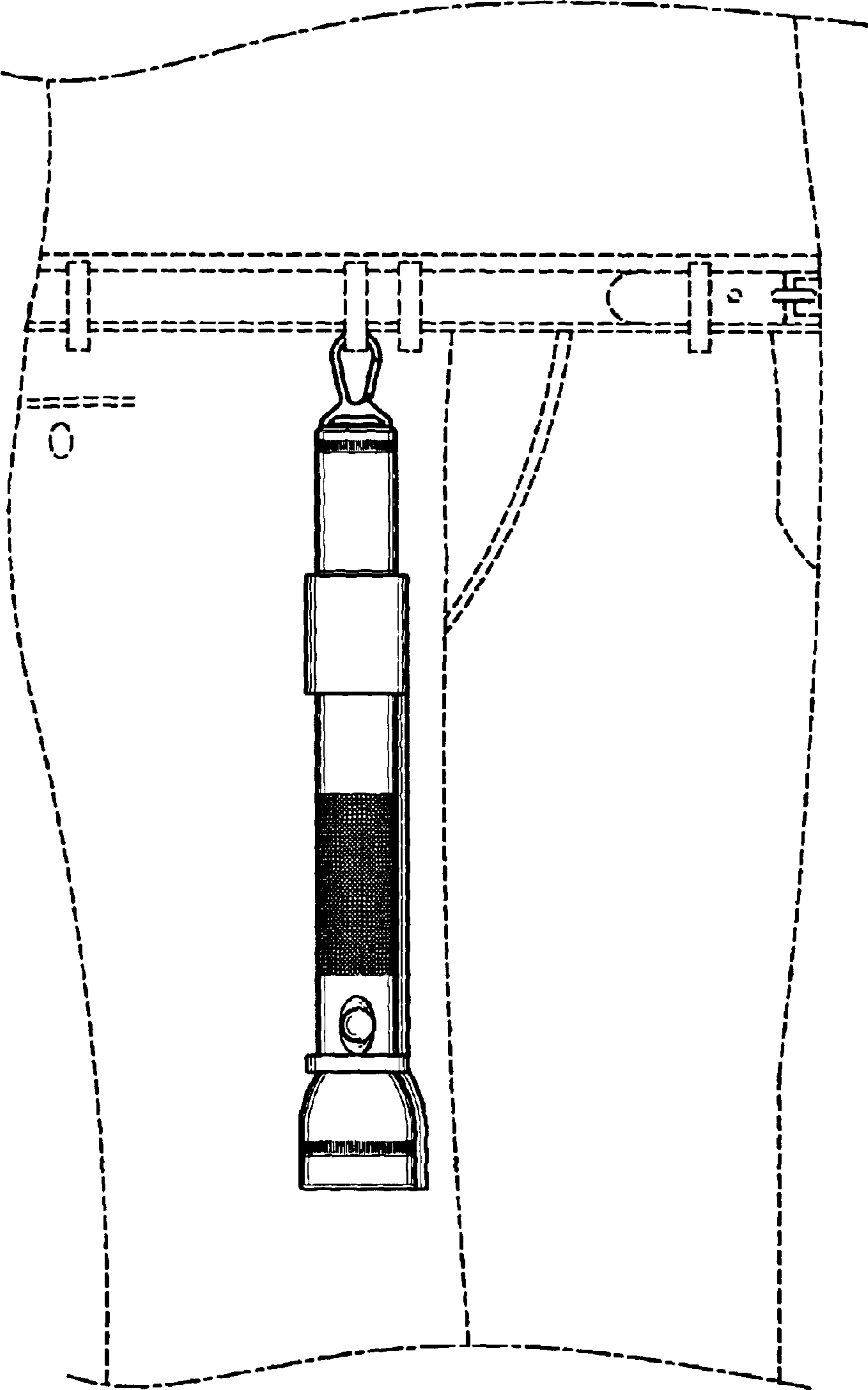


FIG. 9

