

US00D494676S1

(12) **United States Design Patent**
Dubniczki et al.

(10) **Patent No.: US D494,676 S**

(45) **Date of Patent: ** Aug. 17, 2004**

(54) **VAGINAL APPLICATOR**

(75) Inventors: **Joseph Dubniczki**, Princeton Junction,
NJ (US); **Alison B. Lukacsko**, West
Windsor, NJ (US)

(73) Assignee: **Armkel LLC**, Princeton, NJ (US)

(**) Term: **14 Years**

(21) Appl. No.: **29/177,751**

(22) Filed: **Mar. 14, 2003**

(51) **LOC (7) Cl.** **24-02**

(52) **U.S. Cl.** **D24/115**

(58) **Field of Search** D24/115, 141;
D9/302, 442, 443; 604/200, 217, 212, 207;
222/541.9, 541.1, 107, 541.6, 541.4, 541,
541.2

(56) **References Cited**

U.S. PATENT DOCUMENTS

2,864,367 A	12/1958	Mende	128/261
2,864,368 A	12/1958	Senger	128/261
D236,235 S	8/1975	Payton	D24/4
D241,882 S	10/1976	Gross	D24/4
D266,702 S	10/1982	Lagny	D24/4

D266,874 S	11/1982	Amand	D24/2
D299,271 S	1/1989	Christensen	D24/63
D345,211 S	3/1994	Bologna	D24/141
D347,277 S	5/1994	Snedden	D24/115
D358,466 S	* 5/1995	Harris et al.	D24/115
D375,352 S	11/1996	Bologna	D24/115
D425,617 S	5/2000	Snedden	D24/115
D467,336 S	* 12/2002	Gilbard et al.	D24/115

* cited by examiner

Primary Examiner—Ian Simmons

(74) *Attorney, Agent, or Firm*—Stephen B. Shear

(57) **CLAIM**

The ornamental design for vaginal applicator, as shown and described.

DESCRIPTION

FIG. 1 is a perspective view of a vaginal applicator showing my our design;

FIG. 2 is a top plan view thereof;

FIG. 3 is a right side elevational view thereof;

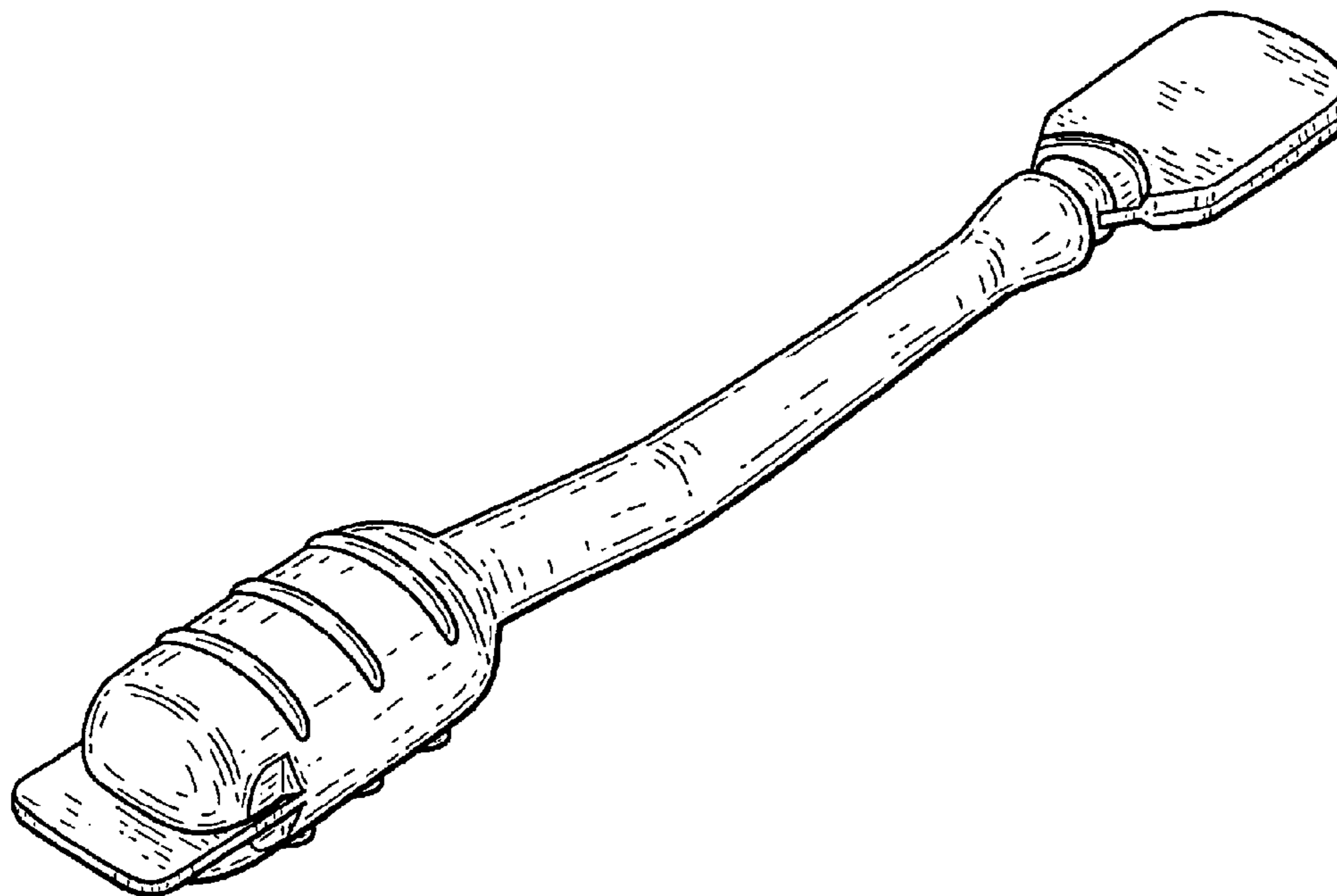
FIG. 4 is a left side elevational view thereof;

FIG. 5 is a back elevational view thereof;

FIG. 6 is a front elevational view thereof; and,

FIG. 7 is a bottom plan view thereof.

1 Claim, 3 Drawing Sheets



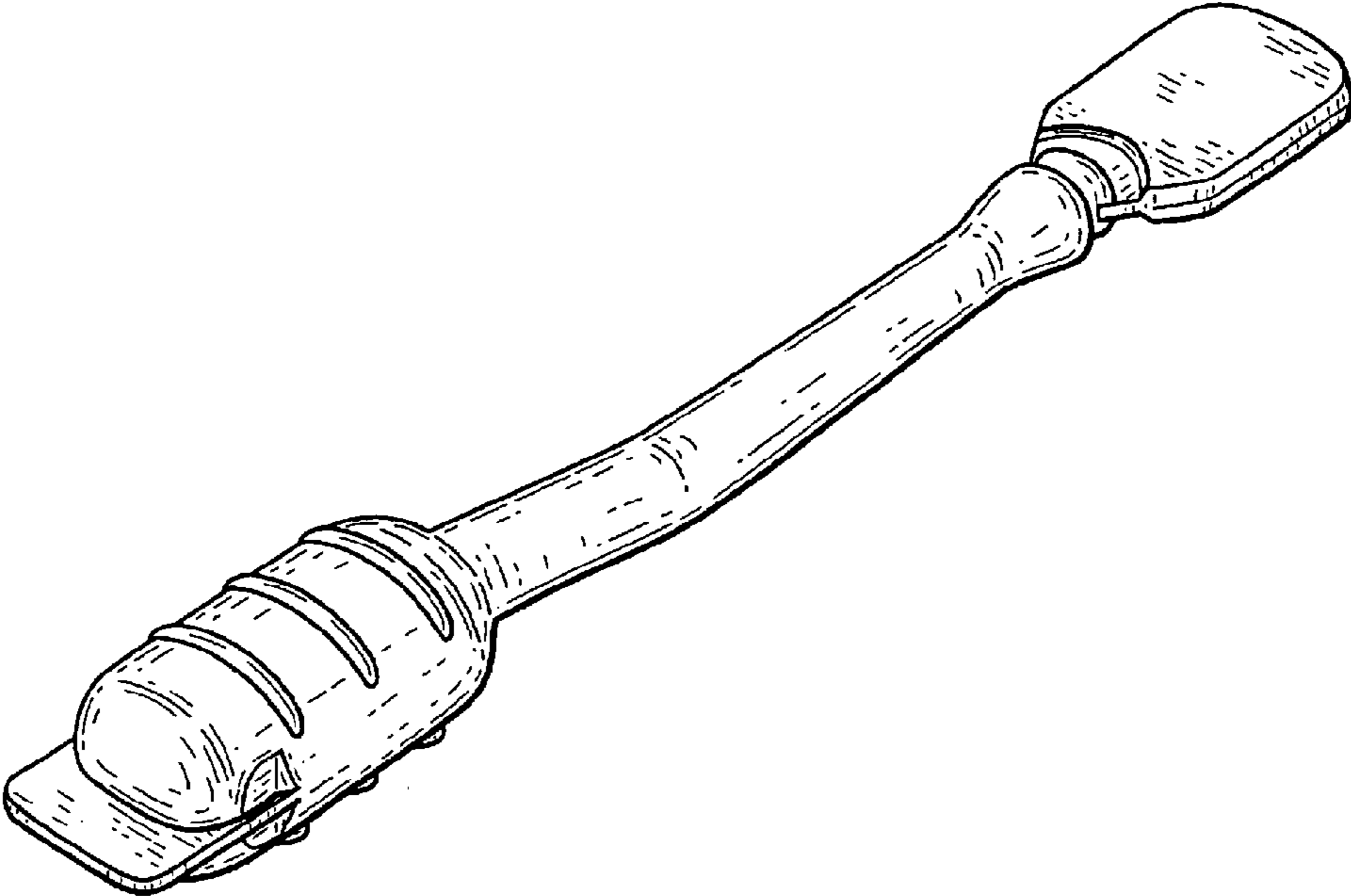


FIG. 1

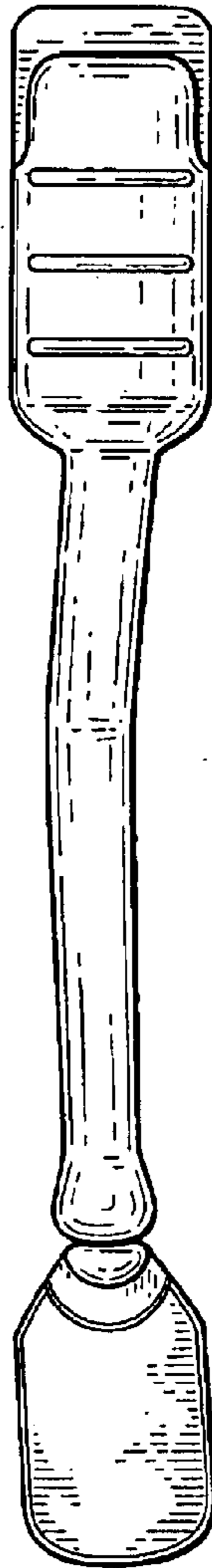


FIG. 2

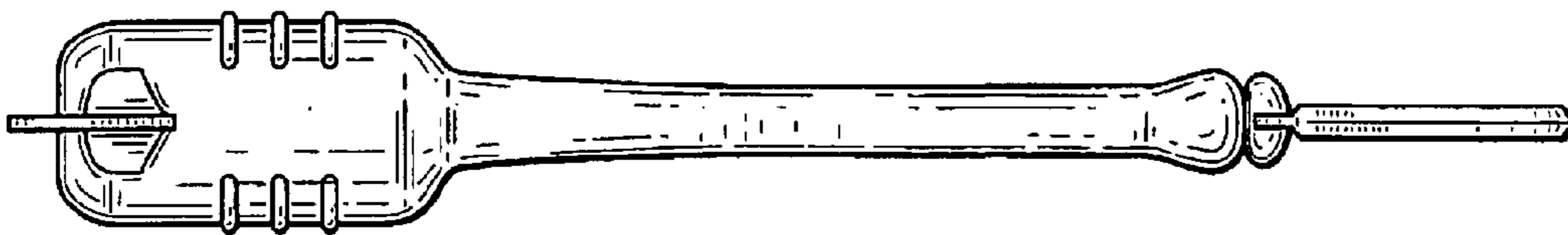


FIG. 3

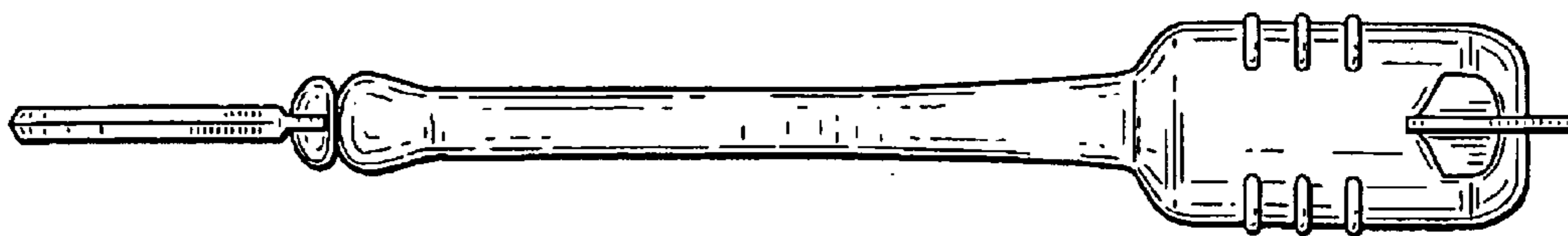


FIG. 4

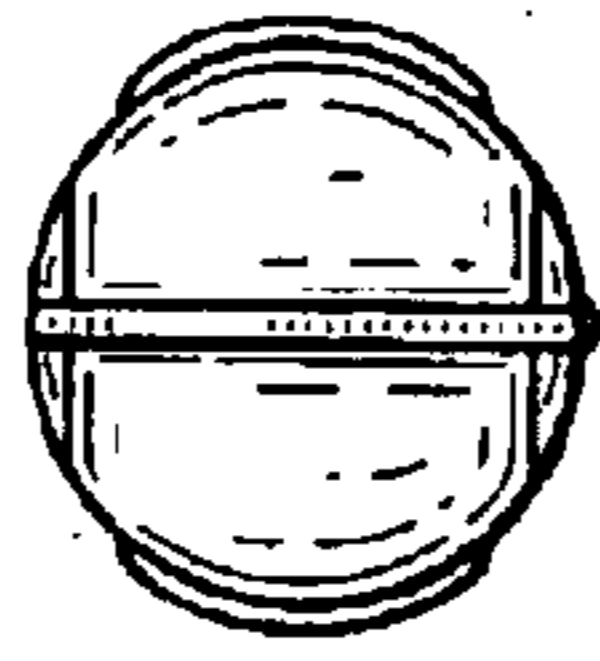


FIG. 5

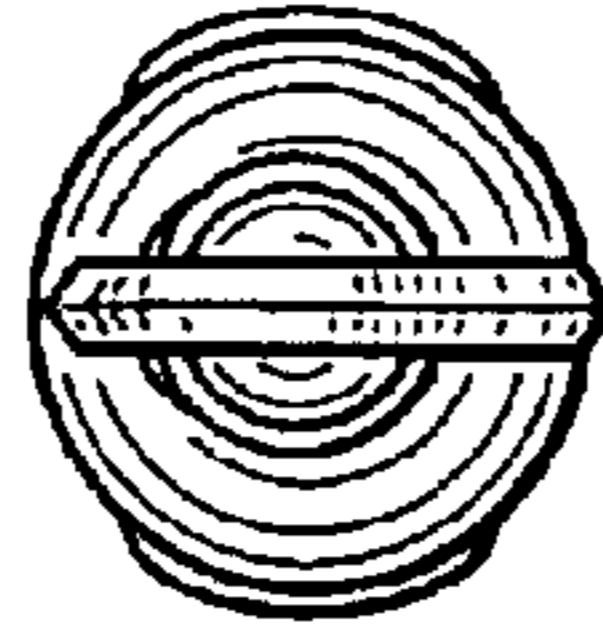


FIG. 6

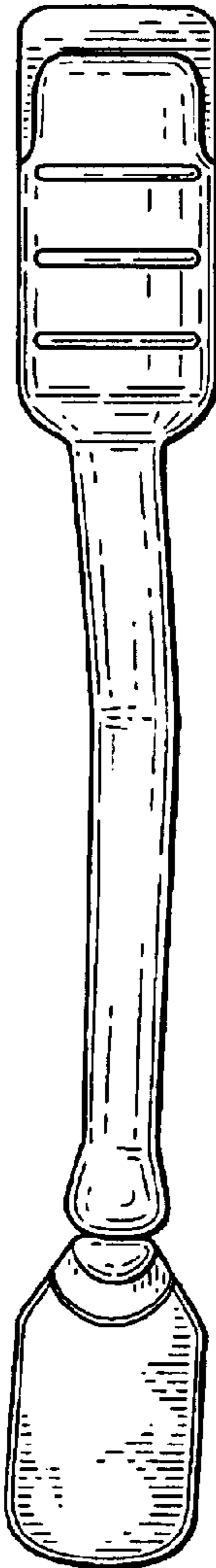


FIG. 7