

US00D494659S1

(12) **United States Design Patent** (10) Patent No.: **US D494,659 S**
Marinoni et al. (45) Date of Patent: **** Aug. 17, 2004**

(54) **PNEUMATIC ACTUATOR**

(75) Inventors: **Antonio Marinoni**, Grumello del Monte (IT); **Ignazio Paris**, Grumello del Monte (IT); **Rota Santo**, Albano S. Alessandro (IT); **Libero Trapletti**, Grone (IT)

(73) Assignee: **Air Torque S.p.A.**, Costa Di Mezzate (IT)

(**) Term: **14 Years**

(21) Appl. No.: **29/194,780**

(22) Filed: **Dec. 2, 2003**

(30) **Foreign Application Priority Data**

Jun. 6, 2003 (EP) 42718

(51) **LOC (7) Cl.** **23-01**

(52) **U.S. Cl.** **D23/249; D15/143; D15/199**

(58) **Field of Search** **D23/233-249; D15/143, 199; 137/554-556, 315.35; 251/14, 31, 58**

(56) **References Cited**

U.S. PATENT DOCUMENTS

2,357,059 A * 8/1944 Ray 116/283
 2,928,645 A * 3/1960 Loveland 251/58
 3,982,725 A * 9/1976 Clark 251/14
 4,046,350 A * 9/1977 Massey et al. 251/58

D246,907 S * 1/1978 Fialkowski et al. D23/233
 D246,908 S * 1/1978 Fetty D23/233
 D273,699 S * 5/1984 Loup et al. D23/248
 4,719,939 A * 1/1988 Killian 137/315.35
 D295,280 S * 4/1988 Walser D23/249
 5,440,969 A * 8/1995 Shin 92/68
 5,564,461 A * 10/1996 Raymond et al. 137/315.35
 5,634,486 A * 6/1997 Hatting et al. 137/315.01
 6,173,740 B1 * 1/2001 Marinoni et al. 137/554

* cited by examiner

Primary Examiner—Nelson C. Holtje

(74) *Attorney, Agent, or Firm*—Guido Modiano; Albert Josif; Daniel O'Byrne

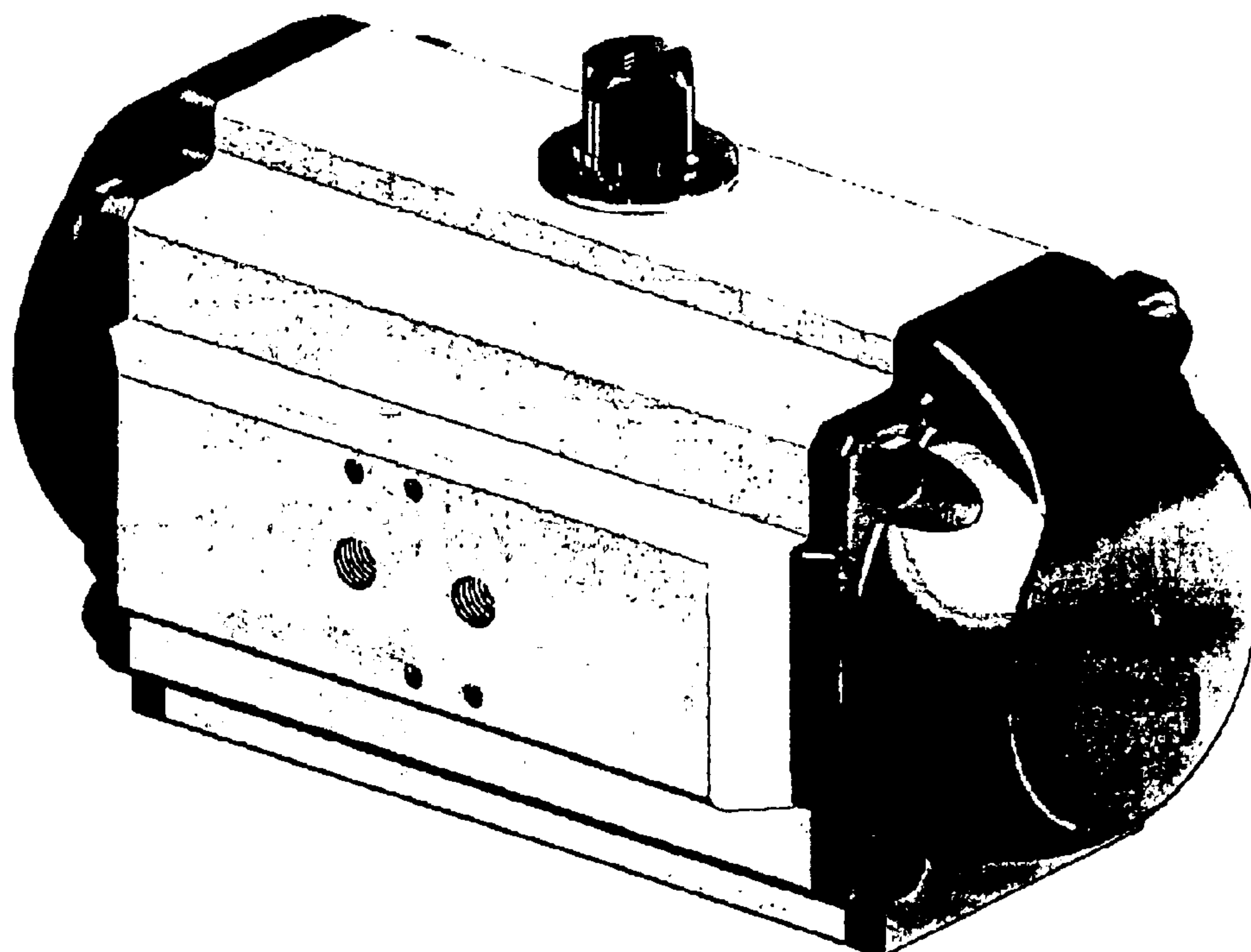
(57) **CLAIM**

The ornamental design for the “pneumatic actuator,” as shown and described.

DESCRIPTION

FIG. 1 is a front perspective view of the “pneumatic actuator”, showing our new design;
 FIG. 2 is a rear perspective view thereof;
 FIG. 3 is a front view thereof;
 FIG. 4 is a rear view thereof;
 FIG. 5 is a plan view thereof, taken from above;
 FIG. 6 is a plan view thereof, taken from below;
 FIG. 7 is a right side view thereof; and,
 FIG. 8 is a left side view thereof.

1 Claim, 8 Drawing Sheets



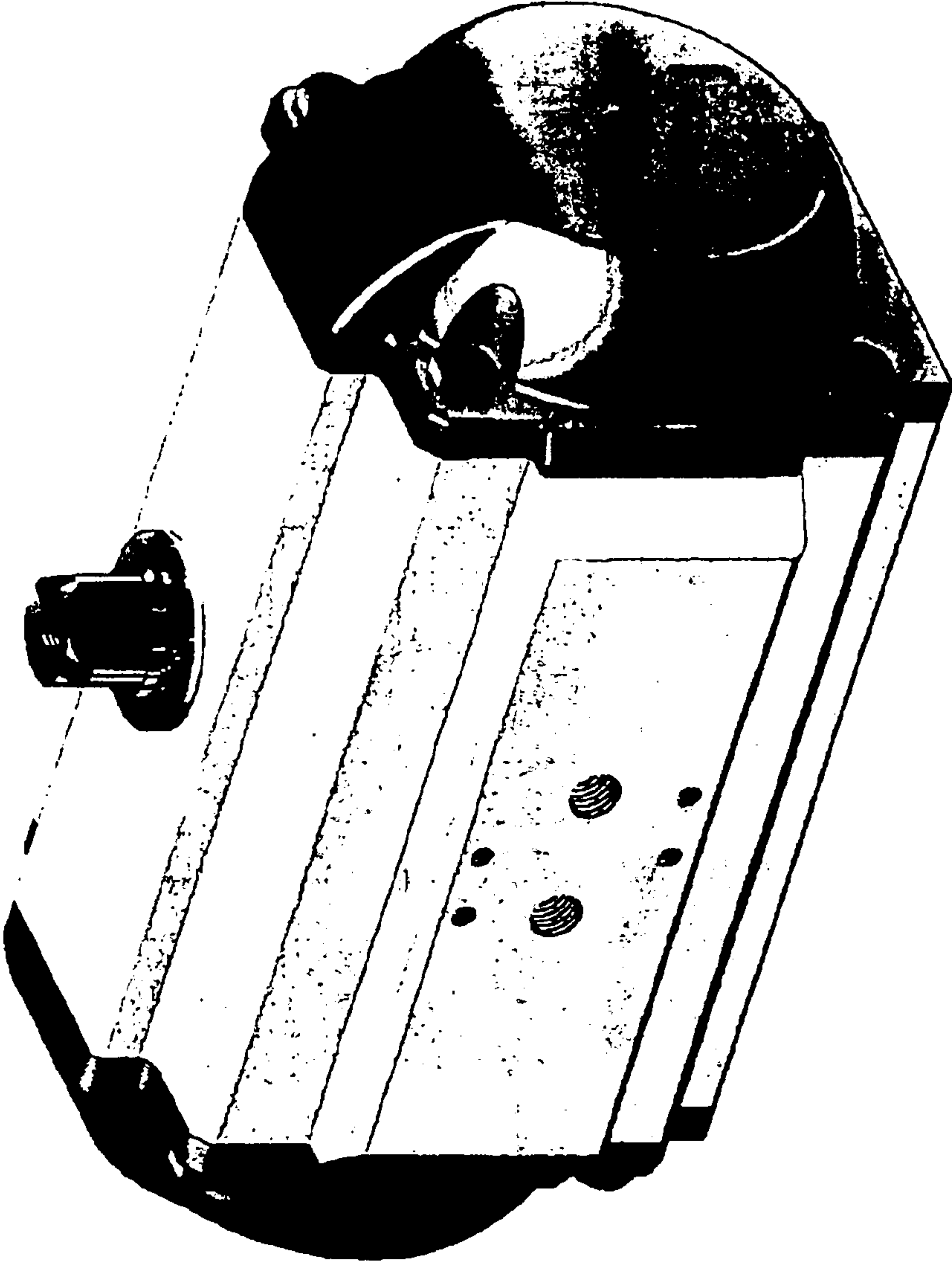


FIG. 1

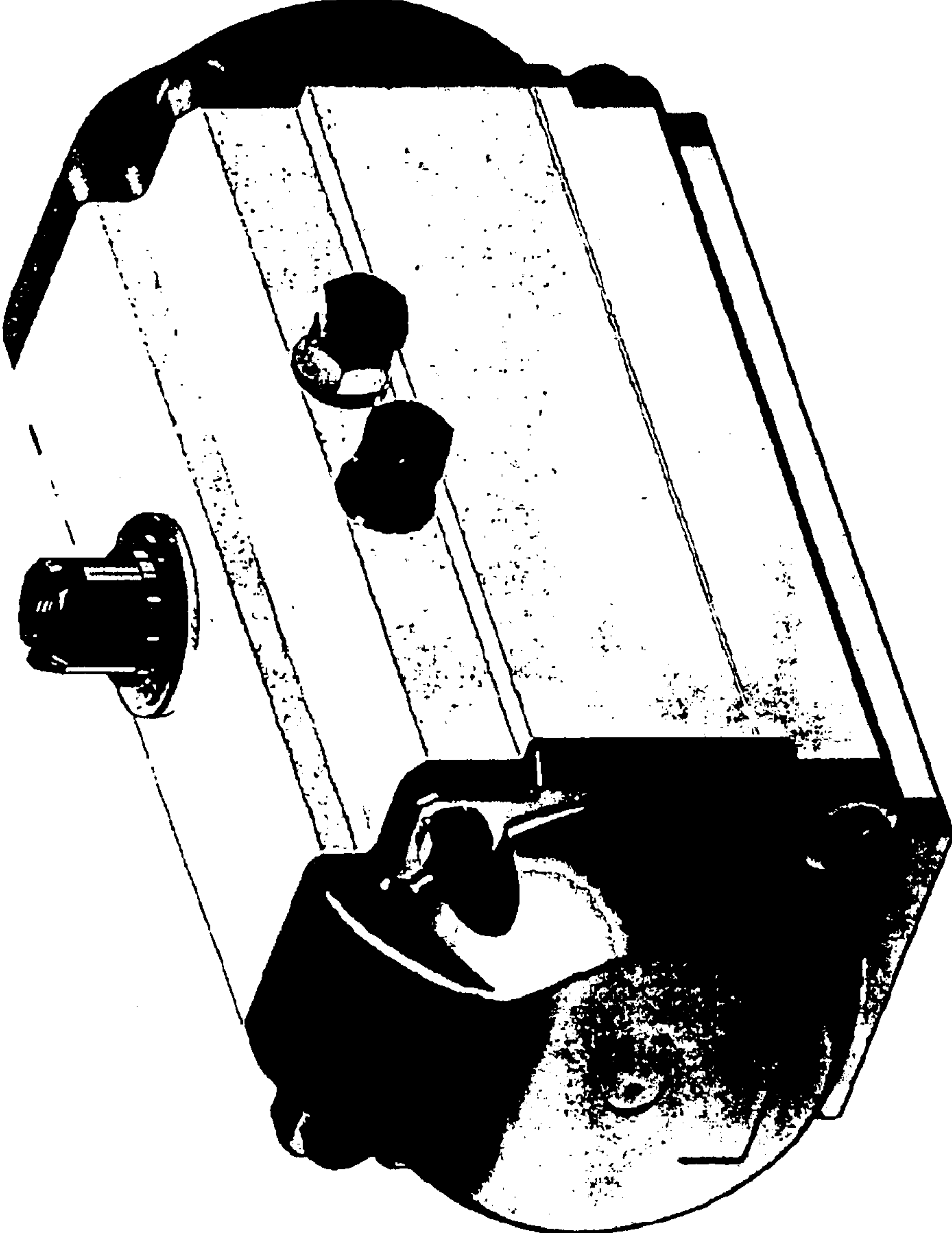


FIG. 2




FIG. 3




FIG. 4




Fig. 5




FIG. 6

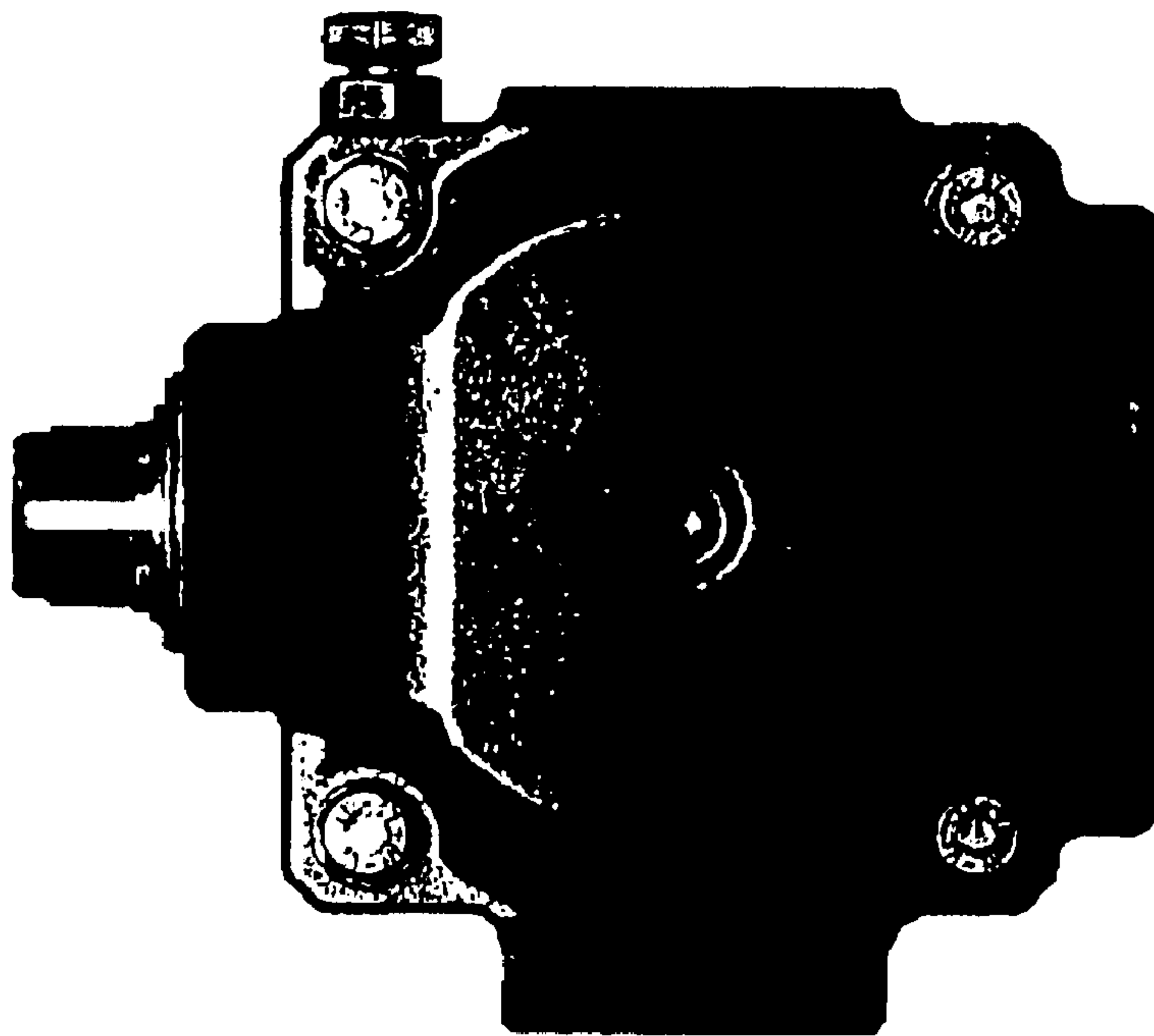


Fig. 7




FIG. 8