

US00D494650S1

(12) **United States Design Patent**
Petersen et al.

(10) **Patent No.:** **US D494,650 S**
(45) **Date of Patent:** **** Aug. 17, 2004**

(54) **GOLF CLUB GRIP**

(75) Inventors: **David L. Petersen**, Peoria, AZ (US);
John A. Solheim, Phoenix, AZ (US)

(73) Assignee: **Karsten Manufacturing Corporation**,
Phoenix, AZ (US)

(**) Term: **14 Years**

(21) Appl. No.: **29/193,742**

(22) Filed: **Nov. 12, 2003**

(51) **LOC (7) Cl.** **21-02**

(52) **U.S. Cl.** **D21/756**

(58) **Field of Search** **D21/756, 757;**
473/300-303

(56) **References Cited**

U.S. PATENT DOCUMENTS

2,468,202 A	*	4/1949	Karns	473/300
D210,394 S	*	3/1968	Baker	D21/756
D235,898 S	*	7/1975	Spencer	D21/756
D235,899 S	*	7/1975	Spencer	D21/756
D254,926 S		5/1980	Solheim		
D281,991 S		12/1985	Solheim		
D287,527 S		12/1986	Solheim		
D290,730 S		7/1987	Solheim		
D315,006 S	*	2/1991	Solheim	D21/756

D362,891 S		10/1995	Solheim		
D376,400 S	*	12/1996	Nakazaki	D21/756
D414,233 S		9/1999	Anderson		
D424,147 S	*	5/2000	Vela	D21/756
D427,654 S	*	7/2000	Cleveland et al.	D21/756
D463,521 S	*	9/2002	Jones	D21/756
6,656,054 B2	*	12/2003	Ulrich	473/201

* cited by examiner

Primary Examiner—Mitchell Siegel

(74) *Attorney, Agent, or Firm*—Darrell F. Marquette

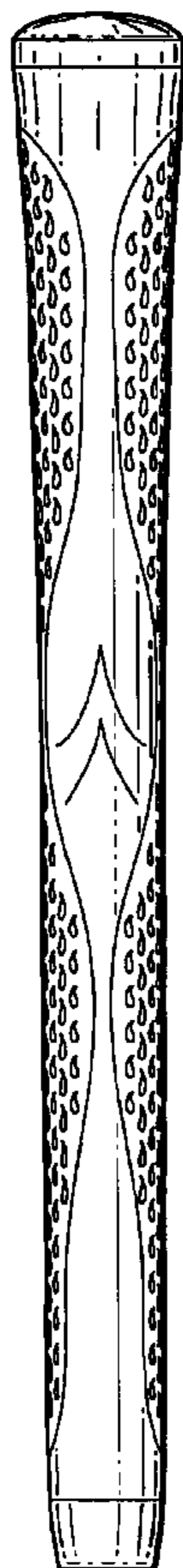
(57) **CLAIM**

We claim the ornamental design for a golf club grip, as shown and described.

DESCRIPTION

FIG. 1 is a front elevational view of a golf club grip showing our new design;
FIG. 2 is a side elevational view of the golf club grip from the left in FIG. 1, the opposite side elevational view taken from the right in FIG. 1 being a mirror image thereof;
FIG. 3 is a rear elevational view of the golf club grip shown in FIG. 1;
FIG. 4 is a top end view of the golf club shown in FIG. 1; and,
FIG. 5 is a bottom end view of the golf club grip shown in FIG. 1.

1 Claim, 1 Drawing Sheet



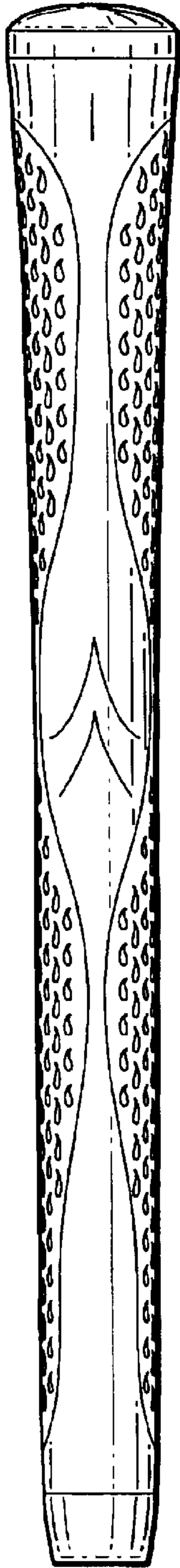


Fig. 1

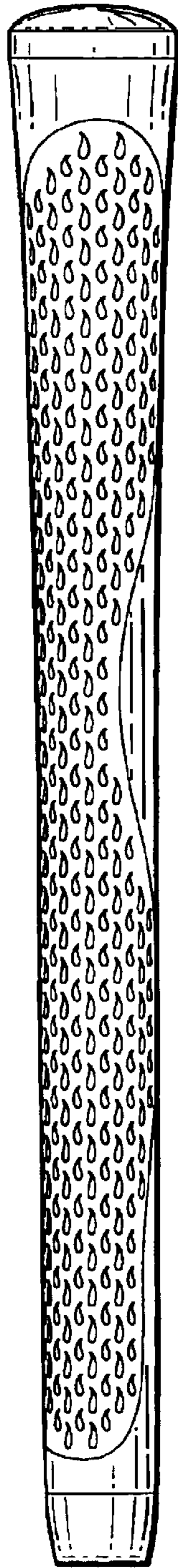


Fig. 2




Fig. 3

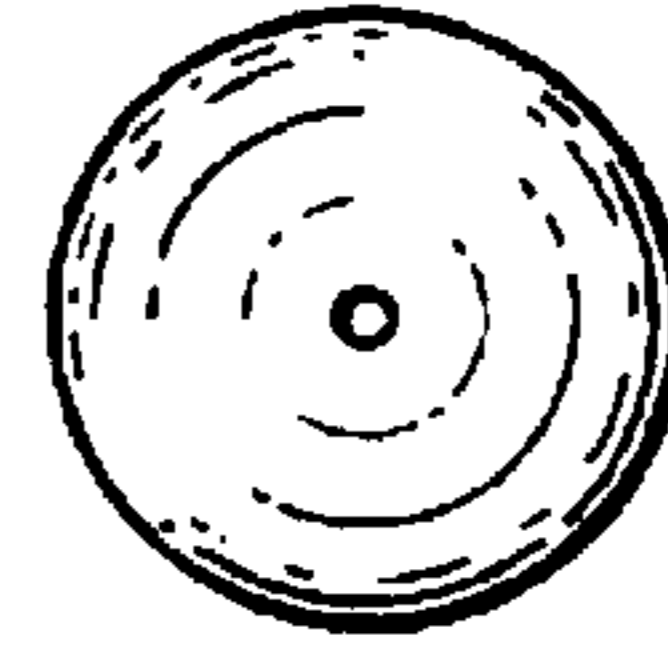


Fig. 4




Fig. 5