

US00D494647S1

(12) **United States Design Patent**
Fain

(10) **Patent No.:** **US D494,647 S**

(45) **Date of Patent:** **** Aug. 17, 2004**

(54) **PUTTER HEAD**

(76) **Inventor:** **Michael Fain**, P.O. Box 80861,
Midland, TX (US) 79708

(**) **Term:** **14 Years**

(21) **Appl. No.:** **29/193,677**

(22) **Filed:** **Nov. 12, 2003**

(51) **LOC (7) Cl. 21-02**

(52) **U.S. Cl. D21/736**

(58) **Field of Search D21/736-746;**
473/251-256, 324-328, 340-341

5,928,088 A	7/1999	Matthews
D412,728 S	8/1999	Broadbridge et al.
5,938,538 A	8/1999	Broadbridge et al.
D420,078 S	2/2000	Dawson
D458,979 S	6/2002	Hill et al.
6,464,598 B1	10/2002	Miller
6,464,599 B1	10/2002	Wolf

* cited by examiner

Primary Examiner—Mitchell Siegel

(74) *Attorney, Agent, or Firm*—Keeling Hudson LLC

(57) **CLAIM**

The ornamental design for a putter head, as shown.

DESCRIPTION

FIG. 1 is a declined perspective view of the putter head.

FIG. 2 is a left side view of the putter head.

FIG. 3 is a right side view of the putter head.

FIG. 4 is a front elevation view of the putter head.

FIG. 5 is a rear elevation view of the putter head.

FIG. 6 is a top view of the putter head; and,

FIG. 7 is a bottom view of the putter head.


An undisclosed second embodiment, in the form of a left-handed putter head would be a mirror (or reverse) image of the putter head shown in FIGS. 1-7.

1 Claim, 4 Drawing Sheets

(56) **References Cited**

U.S. PATENT DOCUMENTS

2,957,696 A	10/1960	Warpotas	
D258,377 S	2/1981	Nordness et al.	
4,795,157 A	1/1989	Bencriscutto	
5,333,870 A	8/1994	Stevenson, Jr.	
5,344,149 A	9/1994	Miller	
5,601,500 A	2/1997	Shipley	
5,630,766 A	5/1997	Granelli	
D393,674 S	4/1998	Rhee	
D395,691 S	* 6/1998	Spano D21/736
D396,257 S	* 7/1998	Spano D21/736
D397,177 S	* 8/1998	Spano D21/736






FIG. 1

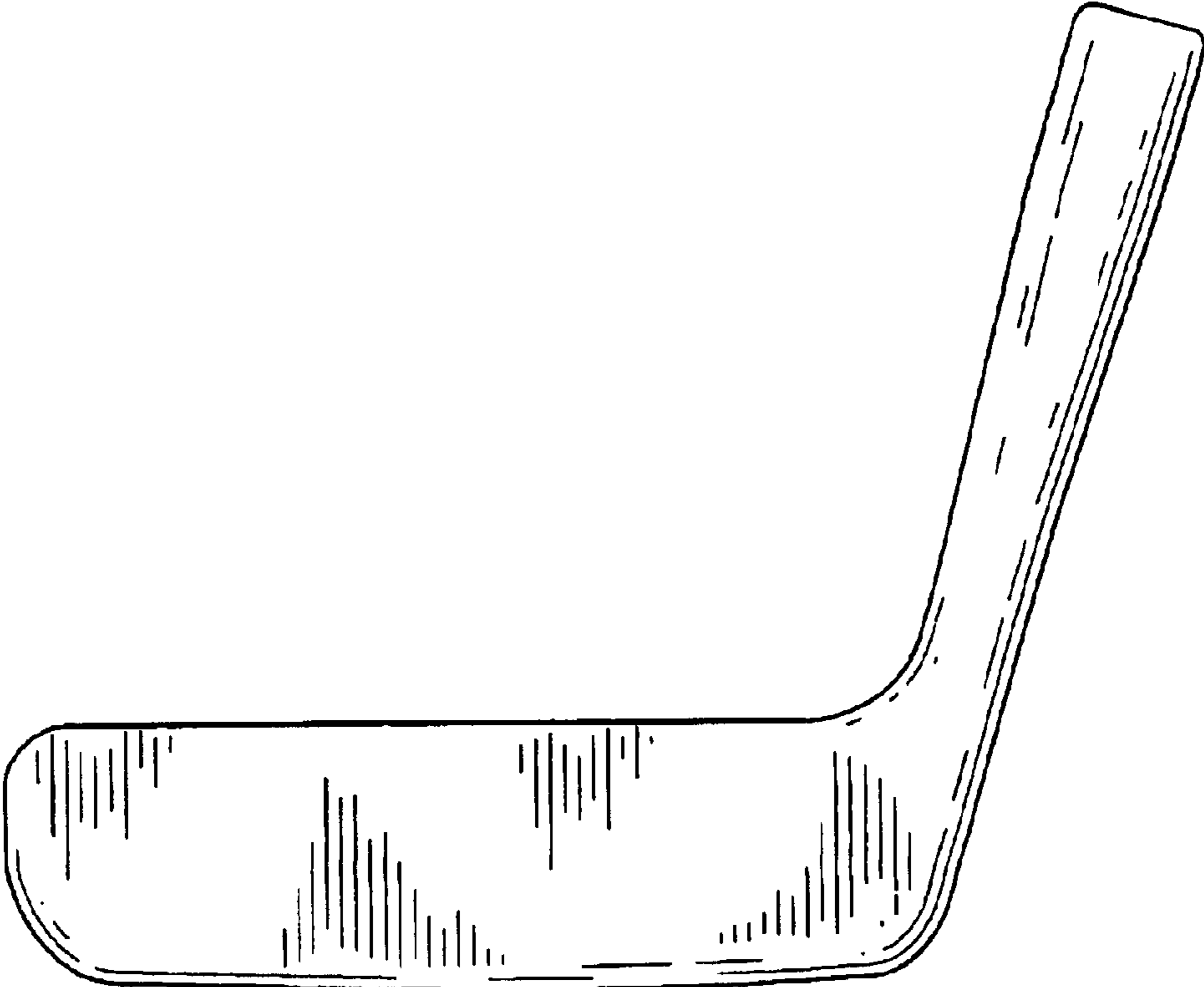


FIG. 2

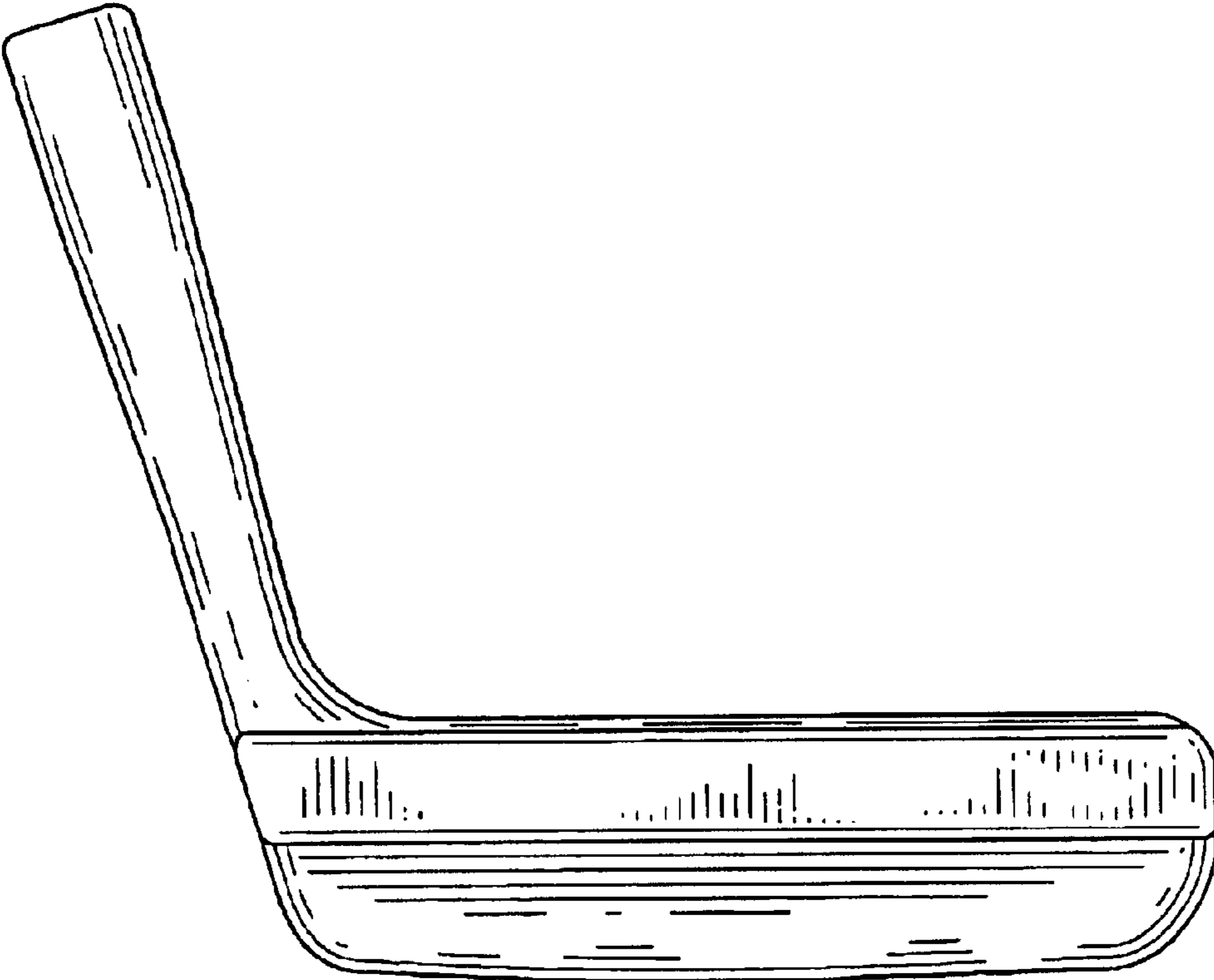


FIG. 3

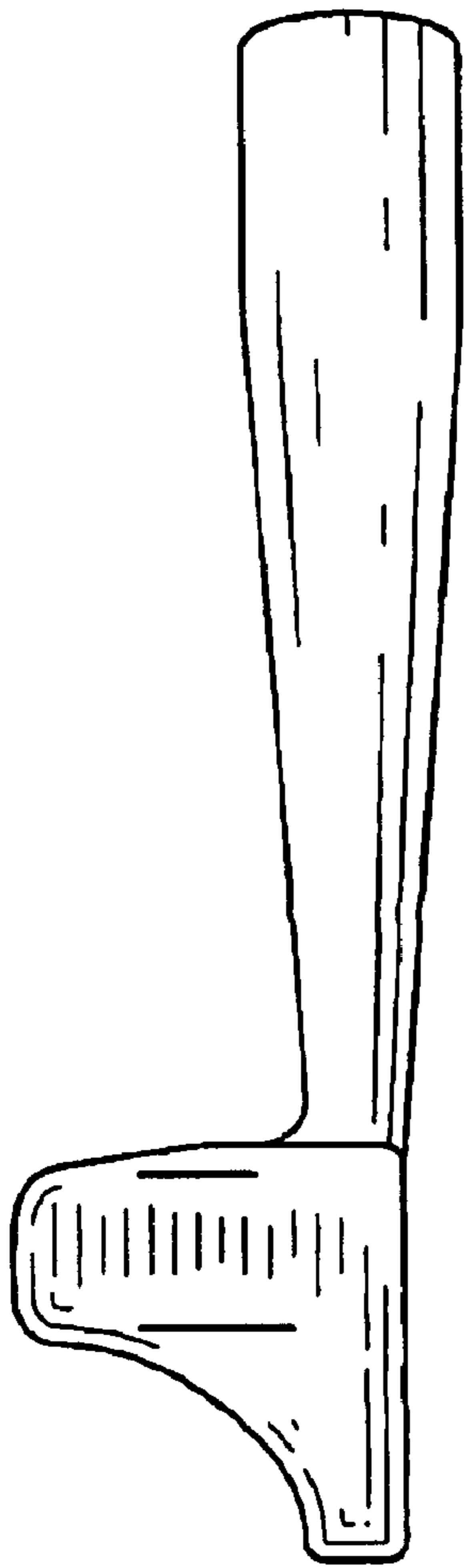


FIG. 4

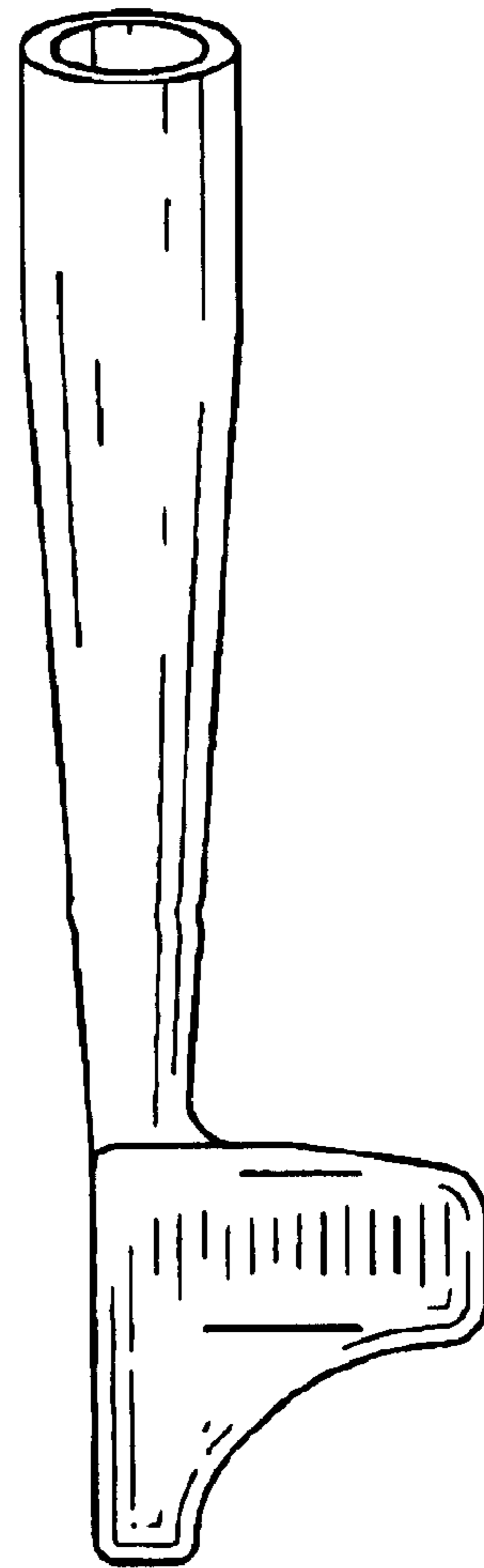


FIG. 5

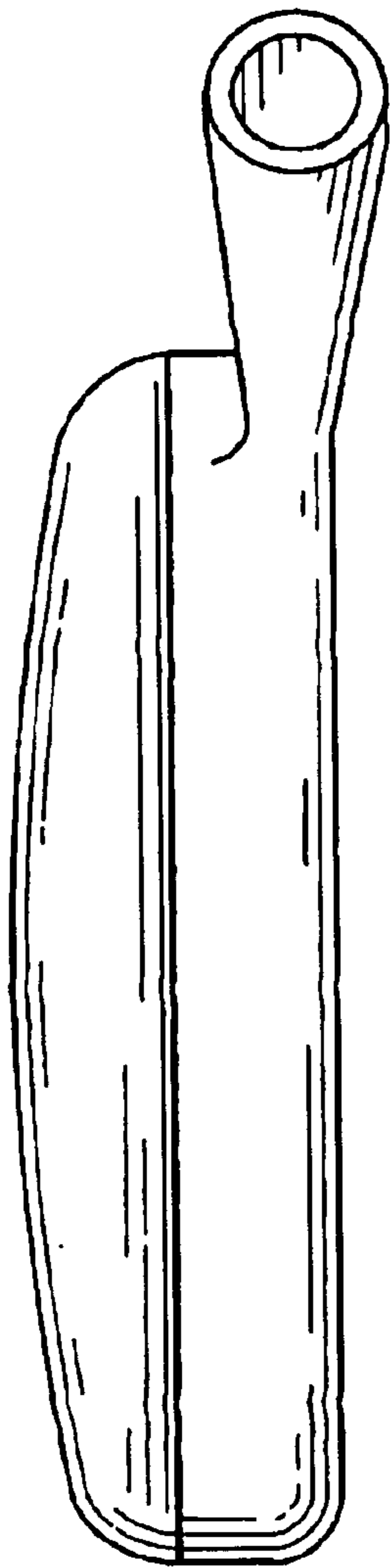


FIG. 6

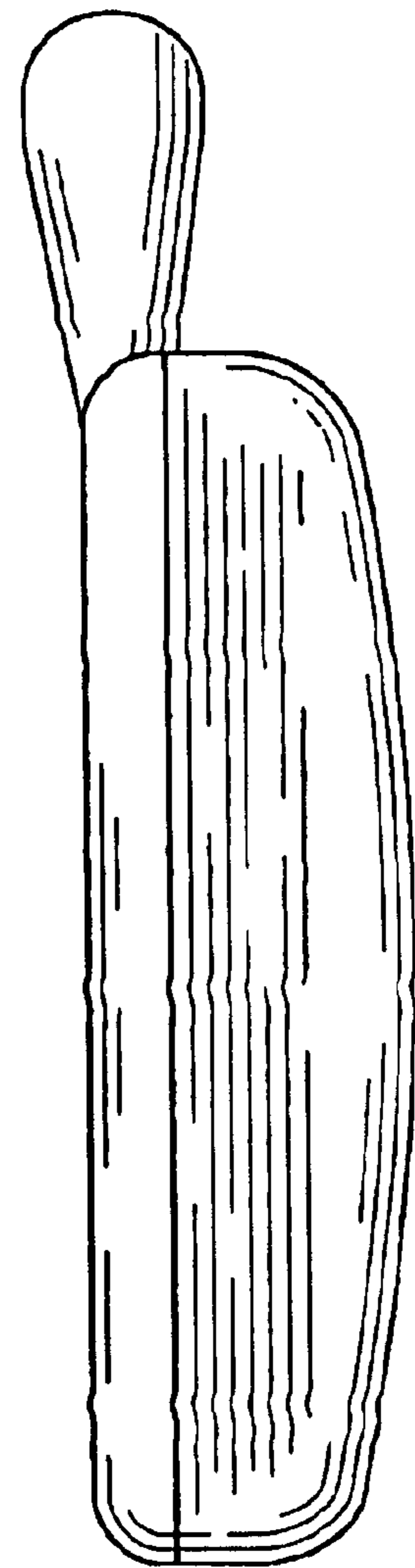


FIG. 7