

US00D494641S1

(12) **United States Design Patent** (10) **Patent No.:** **US D494,641 S**
Weiser (45) **Date of Patent:** **** Aug. 17, 2004**

(54) **PROPELLER NOVELTY**

(75) Inventor: **Margaret Weiser**, Tarzana, CA (US)

(73) Assignee: **Exhart Environmental Systems, Inc.**,
Chatsworth, CA (US)

(**) Term: **14 Years**

(21) Appl. No.: **29/193,709**

(22) Filed: **Nov. 13, 2003**

D142,968 S	11/1945	Royals	
D148,263 S	12/1947	Wagner	
2,729,022 A	1/1956	Polk	
D185,075 S	5/1959	Erenhouse	
3,220,253 A	11/1965	Parker	
3,290,817 A	12/1966	Kravath	
D213,013 S	12/1968	Klingberg	
4,031,656 A	6/1977	Kupperman et al.	46/53
4,863,413 A	9/1989	Schwarz	446/34
5,085,075 A	2/1992	Baker	73/188
5,469,738 A	* 11/1995	Hendrickson	73/170.07
5,551,923 A	9/1996	Worzella	472/137

(List continued on next page.)

Related U.S. Application Data

(62) Division of application No. 29/182,689, filed on May 28, 2003.

(51) **LOC (7) Cl.** **21-01**

(52) **U.S. Cl.** **D21/458; D23/413; D10/54; D10/59**

(58) **Field of Search** D21/441, 442, D21/455, 458, 576-661; D11/116, 121, 127, 131, 141, 157, 158; D20/30; D10/54, 59; D23/370-385, 413; 428/12, 15, 16, 542.2, 542.4, 542.6; 446/34-68, 176, 178, 199, 201, 217, 236, 238, 268-385, 390, 487; 70/170.01, 170.05; 40/411-413, 417-420; 416/223 R, 228, 235, 236 R, 236 A, 237

(56) **References Cited**

U.S. PATENT DOCUMENTS

26,213 A	*	11/1859	Tripp	416/238
161,771 A	*	4/1875	Fernandez	446/218
278,461 A		5/1883	Screven	
566,292 A	*	8/1896	Bierstadt	416/236 R
D37,685 S	*	11/1905	Allington	D21/438
D41,244 S	*	3/1911	Heath	D12/214
1,538,562 A		5/1925	Koshalko	
D75,871 S		7/1928	Reek	
D75,908 S		7/1928	Fridolph et al.	
1,725,482 A	*	8/1929	Schertz	416/202
1,814,314 A		7/1931	Kane et al.	
D91,001 S	*	11/1933	Weber	D23/413
1,940,490 A		12/1933	Frazier	

Primary Examiner—Philip S. Hyder

Assistant Examiner—C. Tuttle

(74) *Attorney, Agent, or Firm*—Cislo & Thomas LLP

(57) **CLAIM**

The ornamental design for a propeller novelty, as shown and described herein.

DESCRIPTION

FIG. 1. Is a perspective front view of my propeller novelty with the dotted lines showing for illustrative purposes only and to which no claim is made;

FIG. 2. Is a top plan view of thereof with the dotted lines showing for illustrative purposes only and to which no claim is made;

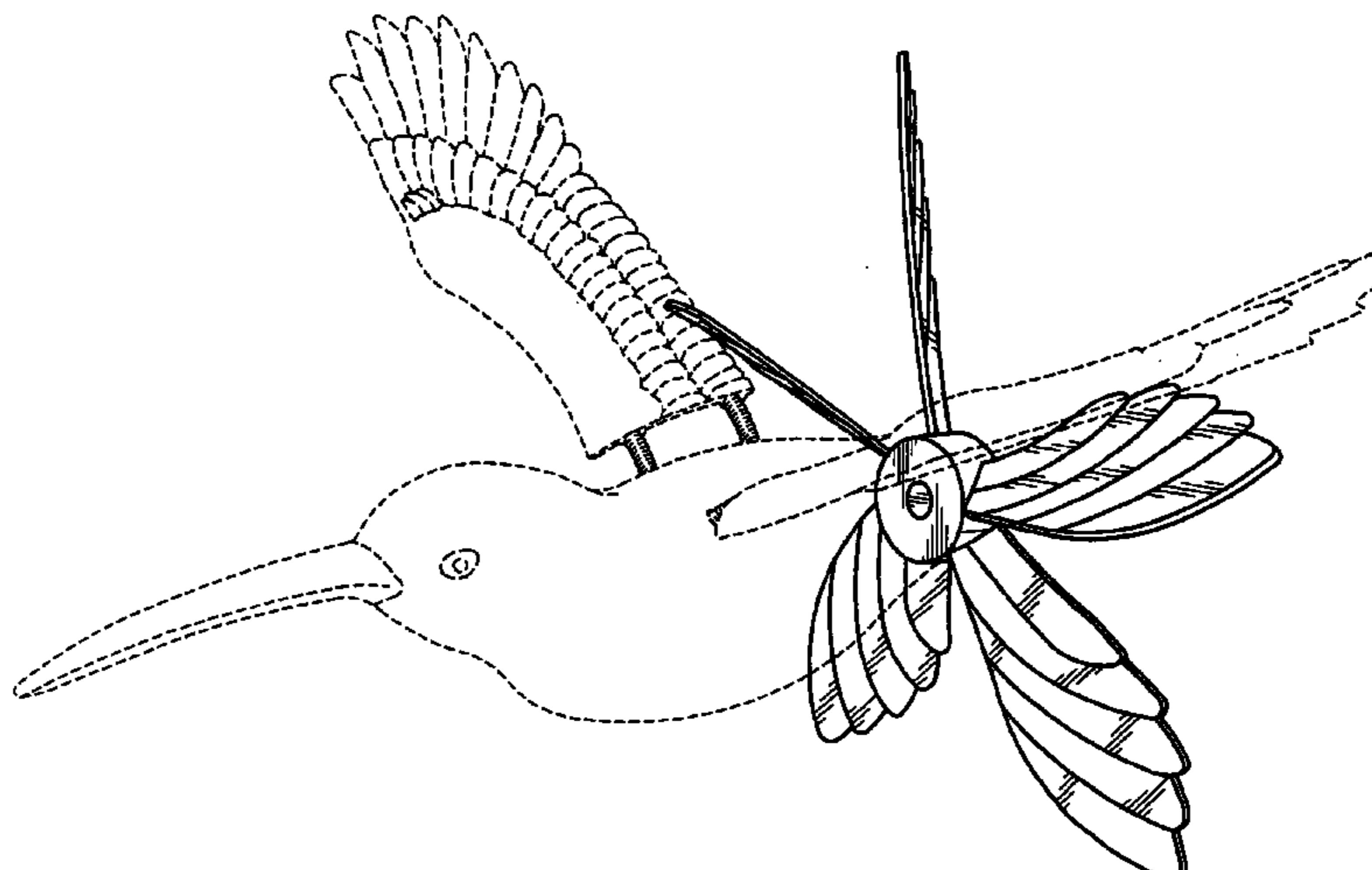
FIG. 3. Is a bottom plan thereof with the dotted lines showing for illustrative purposes only and to which no claim is made;

FIG. 4. Is a right side elevational view thereof with the left side elevational view being a mirror image and with the dotted lines showing for illustrative purposes only and to which no claim is made;

FIG. 5. Is a front elevational view thereof with the dotted lines showing for illustrative purposes only and to which no claim is made; and,

FIG. 6. Is a rear elevational view thereof with the dotted lines showing for illustrative purposes only and to which no claim is made.

1 Claim, 4 Drawing Sheets



US D494,641 S

Page 2

U.S. PATENT DOCUMENTS			
D384,598 S	10/1997	Park	D11/162
D394,463 S	5/1998	Filho	D21/93
D402,231 S	12/1998	Mumford	D11/117
			* cited by examiner
		6,206,747 B1	3/2001 Skwarek 446/217
		D465,249 S	11/2002 Weiser et al. D21/606
		6,475,056 B1	11/2002 Christianson 446/201

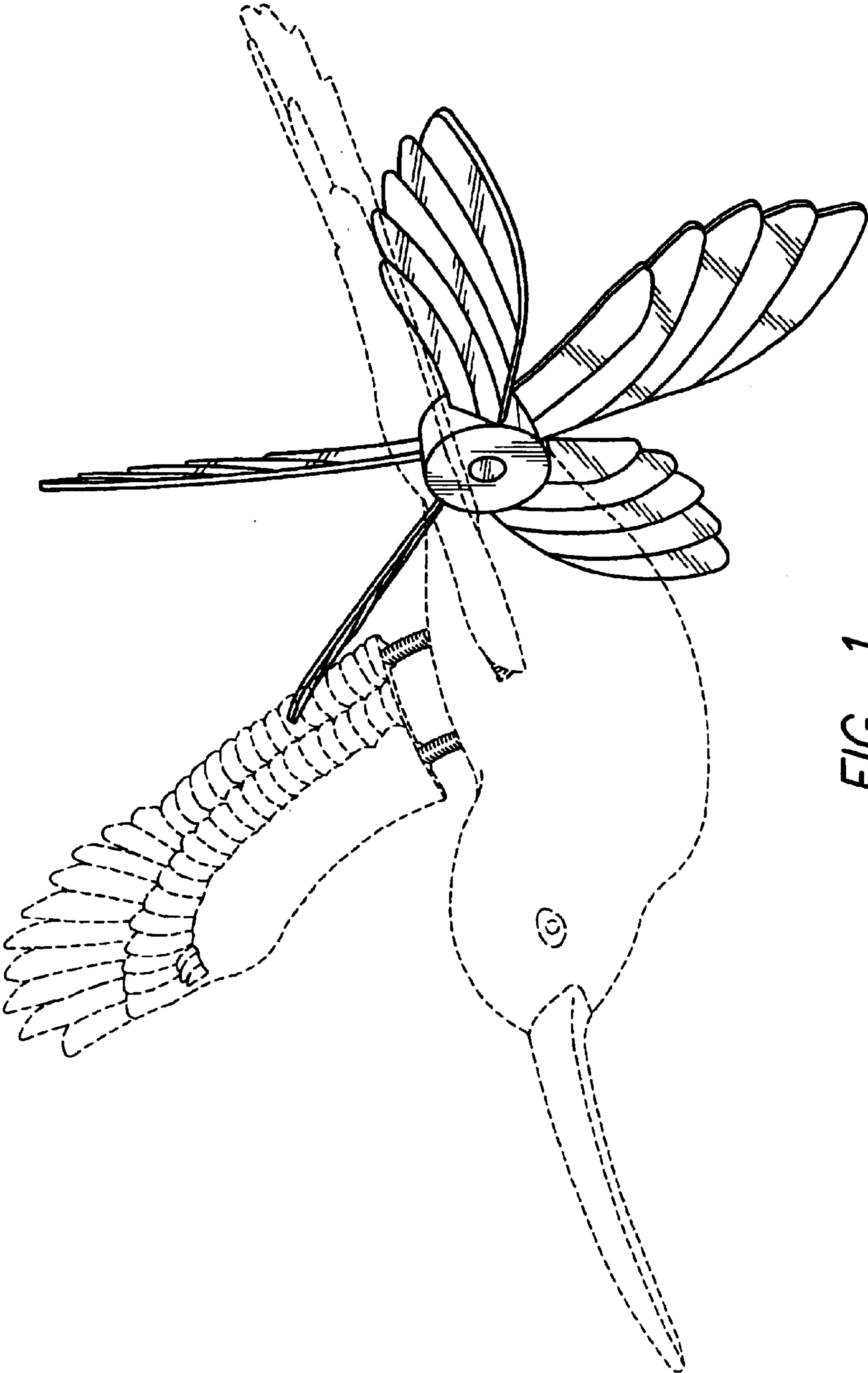


FIG. 1

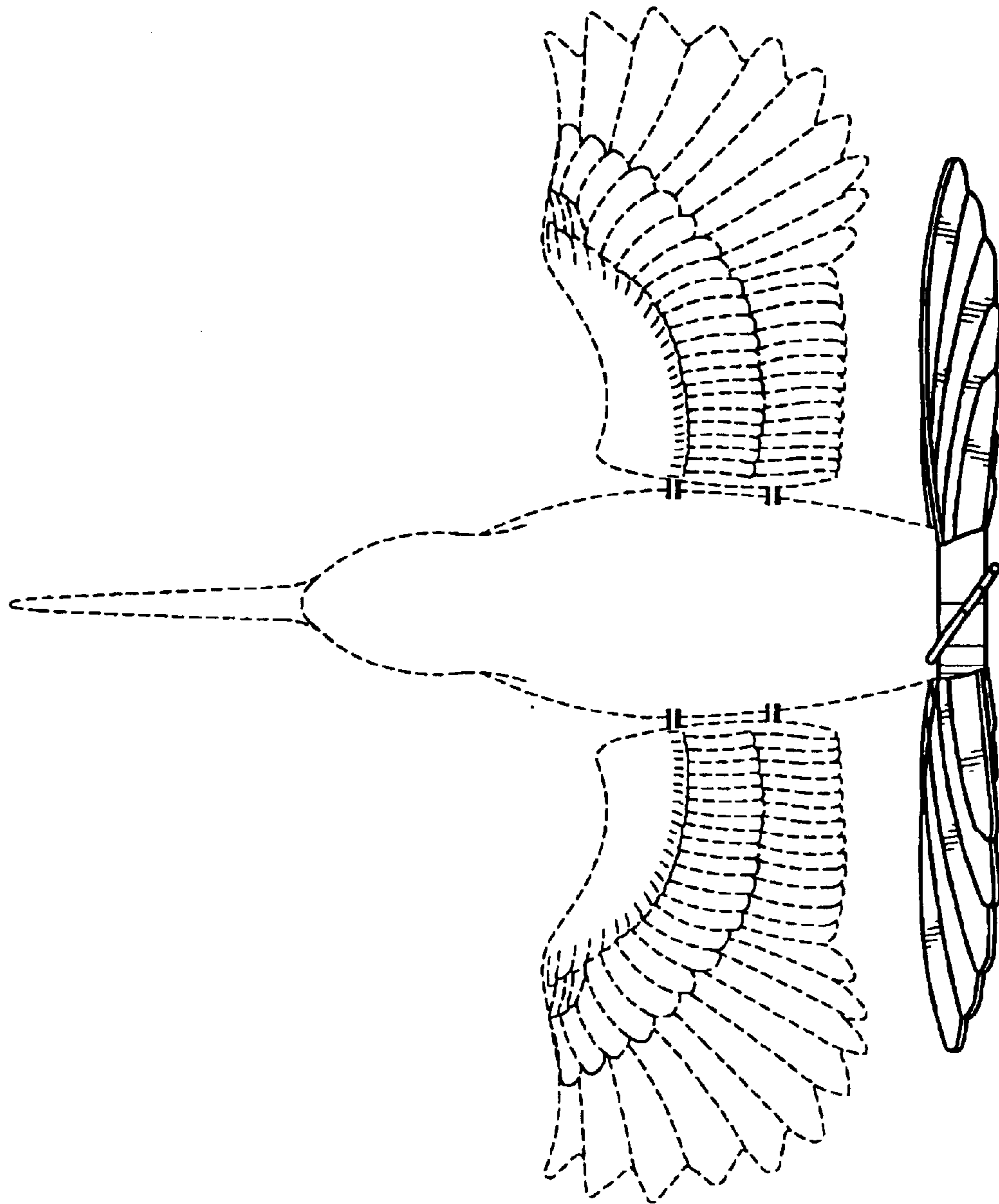


FIG. 2

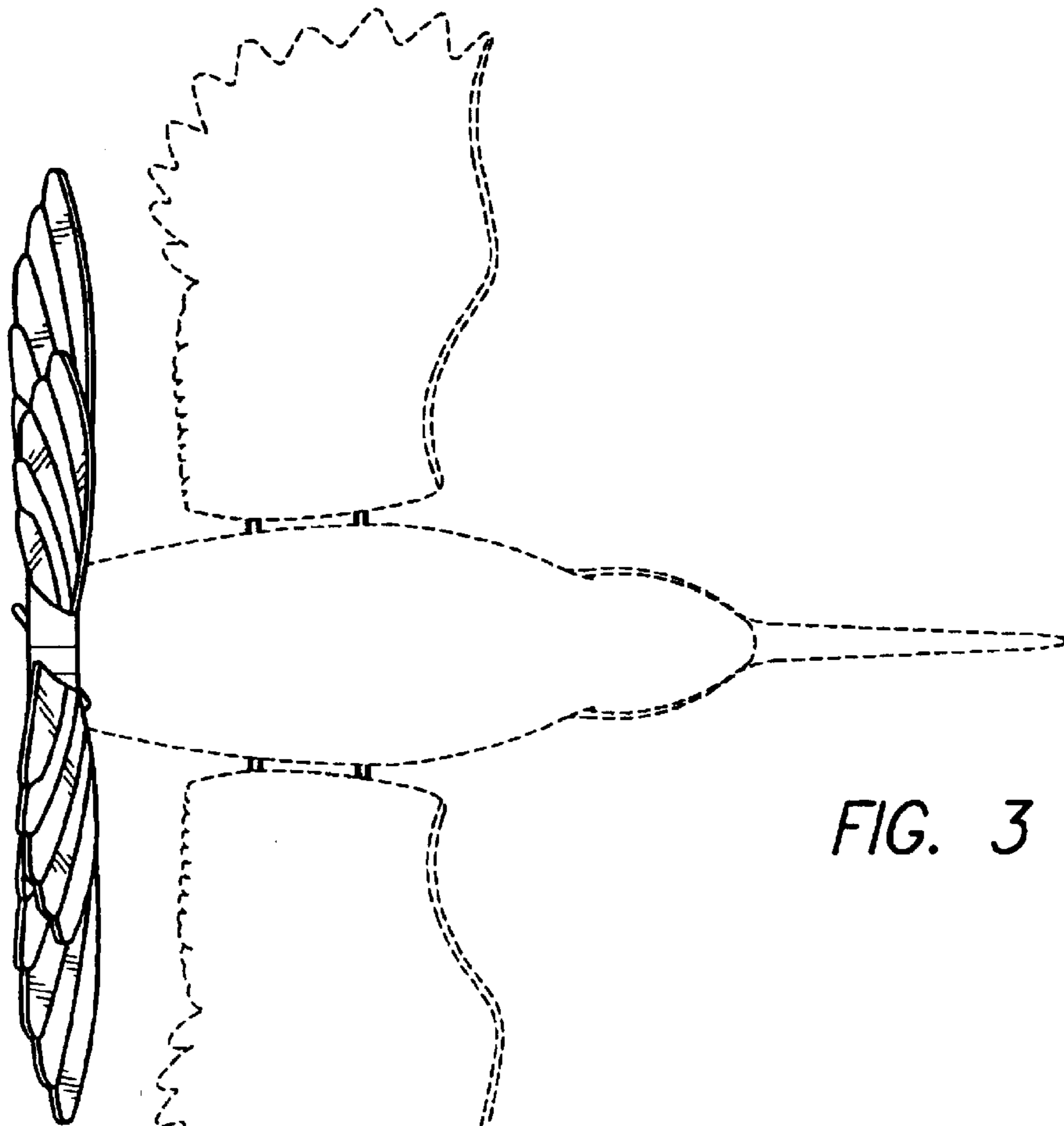


FIG. 3

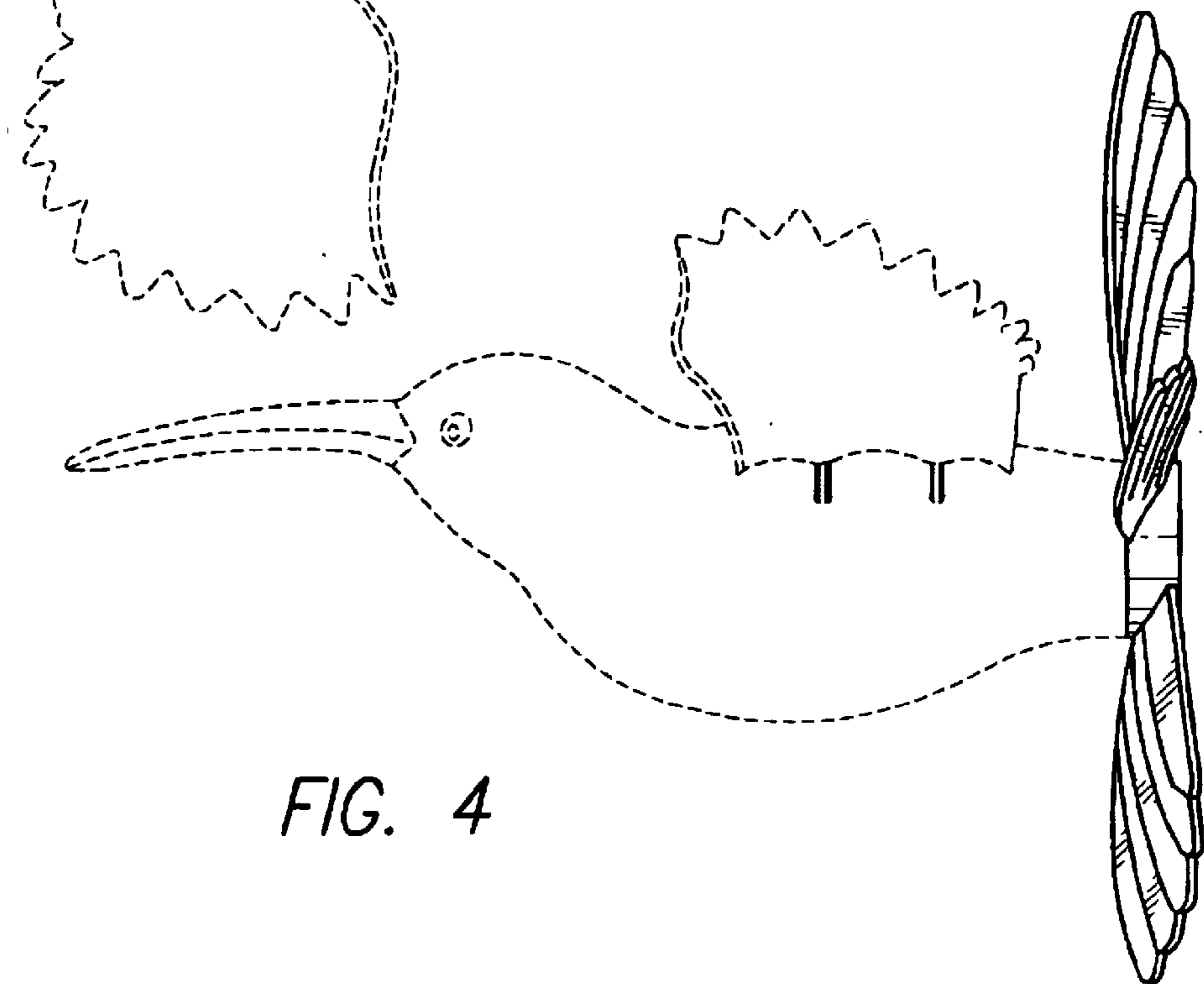


FIG. 4

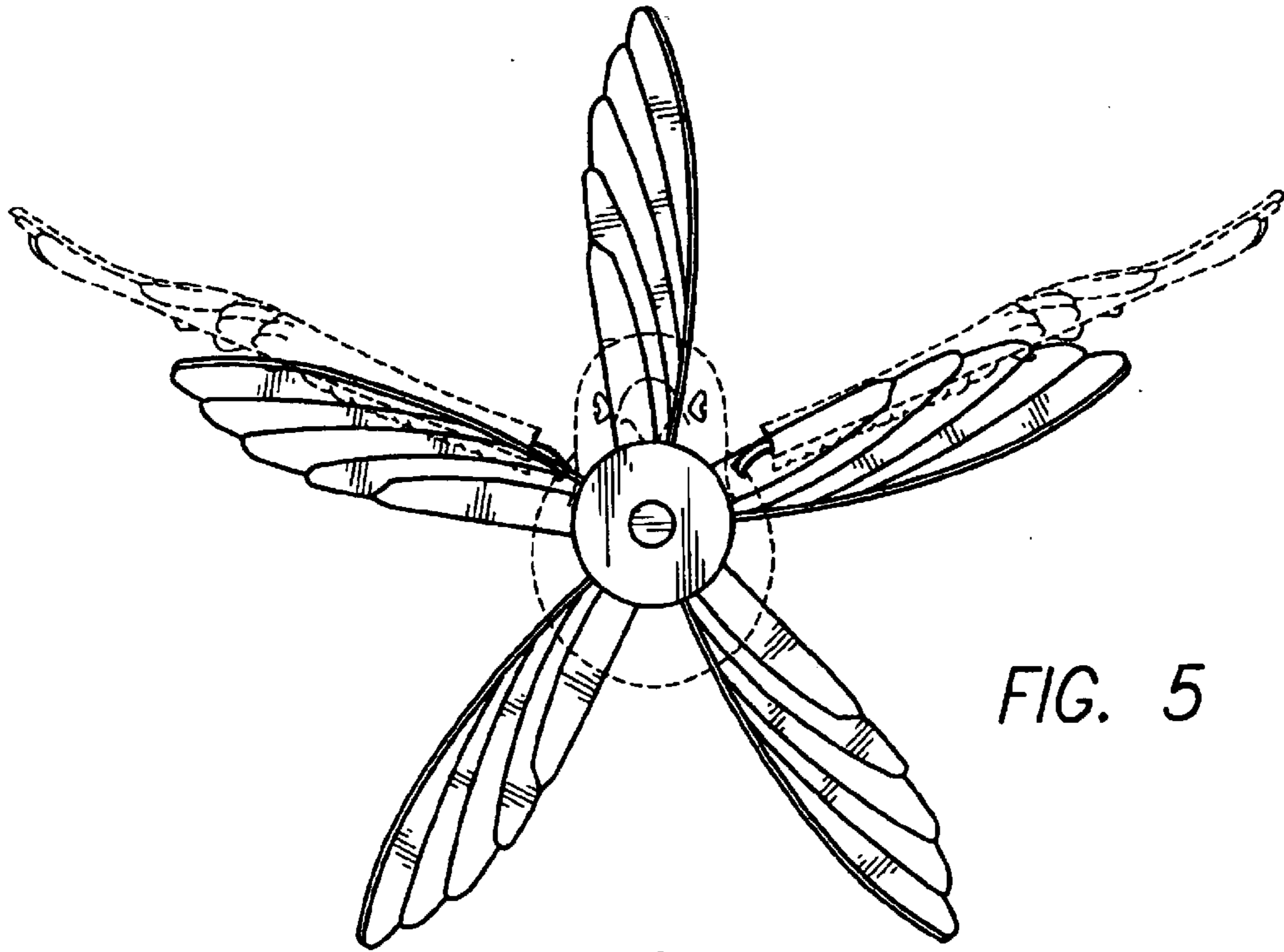


FIG. 5

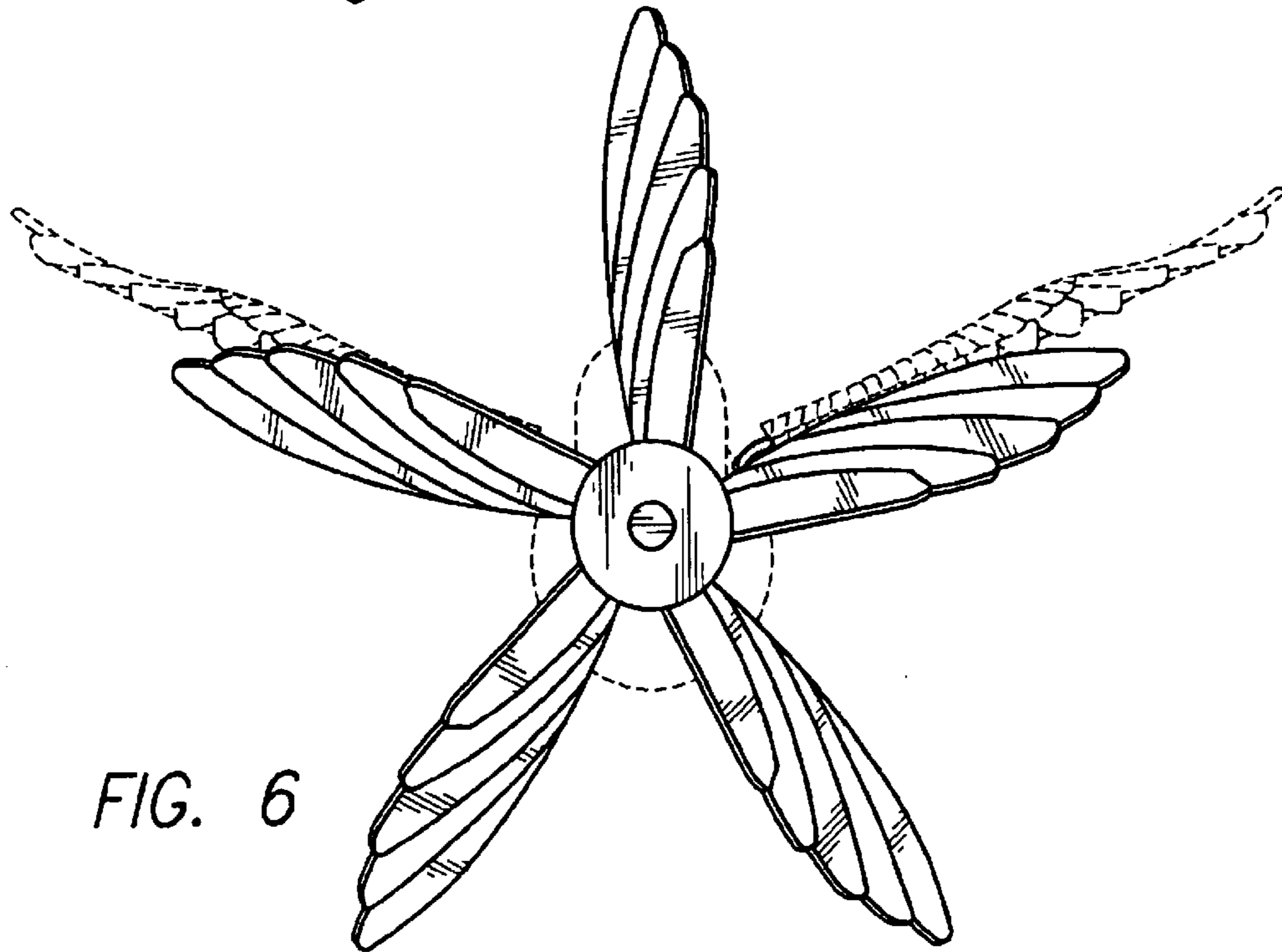


FIG. 6