

US00D494632S1

(12) **United States Design Patent** (10) **Patent No.:** **US D494,632 S**  
**Gladstone** (45) **Date of Patent:** **\*\* Aug. 17, 2004**

(54) **PORTABLE DOCUMENT HOLDER**

(76) Inventor: **Frederick L. Gladstone**, PMB 280  
5030 Champion Blvd., G-6, Boca  
Raton, FL (US) 33496

(\*\*) Term: **14 Years**

(21) Appl. No.: **29/187,339**

(22) Filed: **Jul. 30, 2003**

(51) **LOC (7) Cl.** ..... **20-03**

(52) **U.S. Cl.** ..... **D20/43**

(58) **Field of Search** ..... D20/10, 22, 27,  
D20/40, 43, 99; 40/1.5, 316, 360, 626,  
642.02, 644, 649, 654.01, 661, 661.04;  
428/542.2-542.6

(56) **References Cited**

**U.S. PATENT DOCUMENTS**

258,196	A	*	5/1882	Cross	.....	206/39.6
3,214,853	A	*	11/1965	Rolfs	.....	40/654.01
3,464,135	A	*	9/1969	Eidinger	.....	40/701
5,040,671	A	*	8/1991	Hager	.....	206/39
D329,943	S	*	10/1992	Laszlo	.....	D6/626
5,784,816	A	*	7/1998	Zapawa	.....	40/654.01
6,256,913	B1	*	7/2001	Pellegrini	.....	40/654.01
D485,985	S	*	2/2004	Hogan	.....	D3/247

2003/0213156	A1	*	11/2003	Gregory	.....	40/661
2004/0016163	A1	*	1/2004	Lansing	.....	40/661
2004/0040194	A1	*	3/2004	Arraut	.....	40/654.01

\* cited by examiner

*Primary Examiner*—Robert M. Spear  
(74) *Attorney, Agent, or Firm*—Arthur Dresner; Reed  
Smith LLP

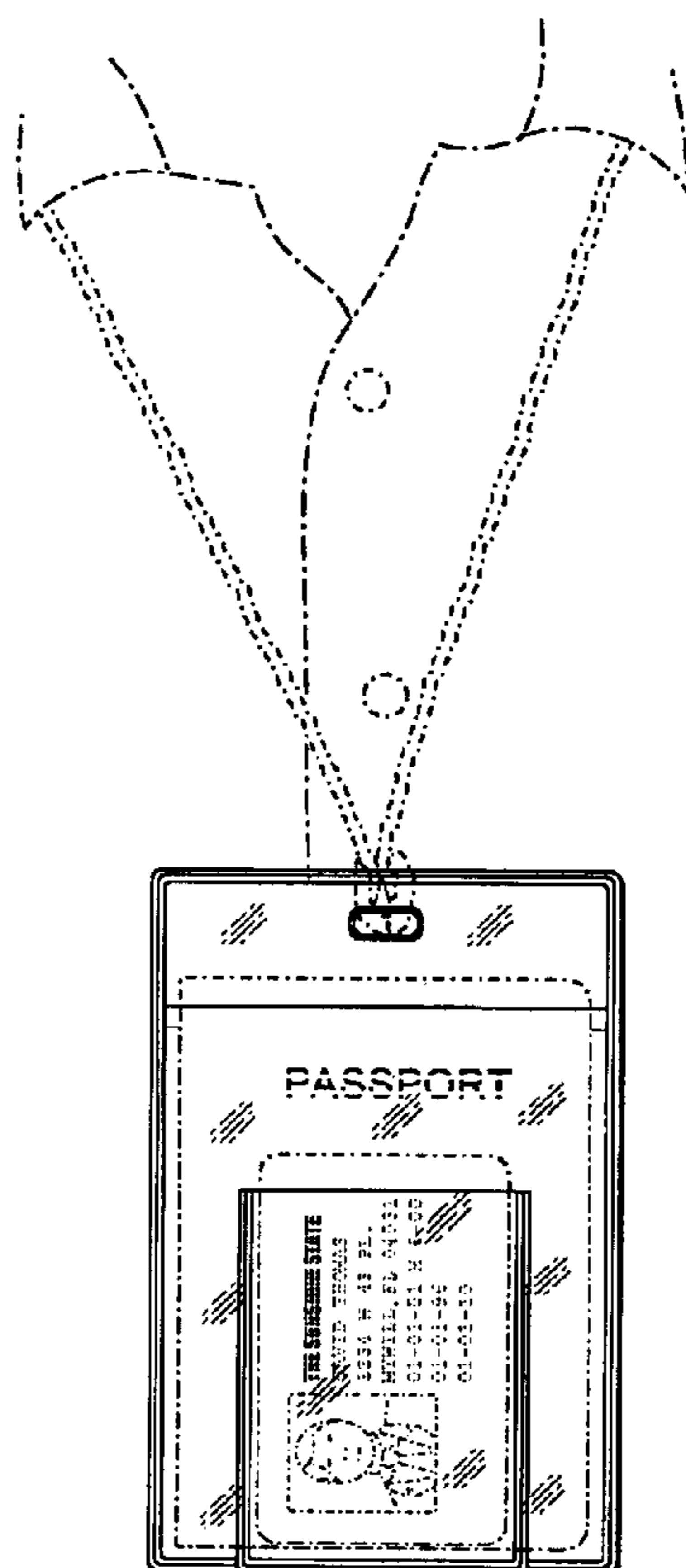
(57) **CLAIM**

The ornamental design for a portable document holder, as shown and described.

**DESCRIPTION**

FIG. 1 is a front plan view of the portable document holder showing it in use;  
FIG. 2 is a front plan view of the design shown in FIG. 1;  
FIG. 3 is a rear plan view of the invention;  
FIG. 4 is a top edge view of the design shown in FIG. 3;  
FIG. 5 is a bottom edge view of the design shown in FIG. 3; and,  
FIG. 6 is a side edge view of the design shown in FIG. 3.  
The broken line showing of an ID card, passport and wearer is for illustrative purposes only and forms no part of the claimed design.

**1 Claim, 2 Drawing Sheets**



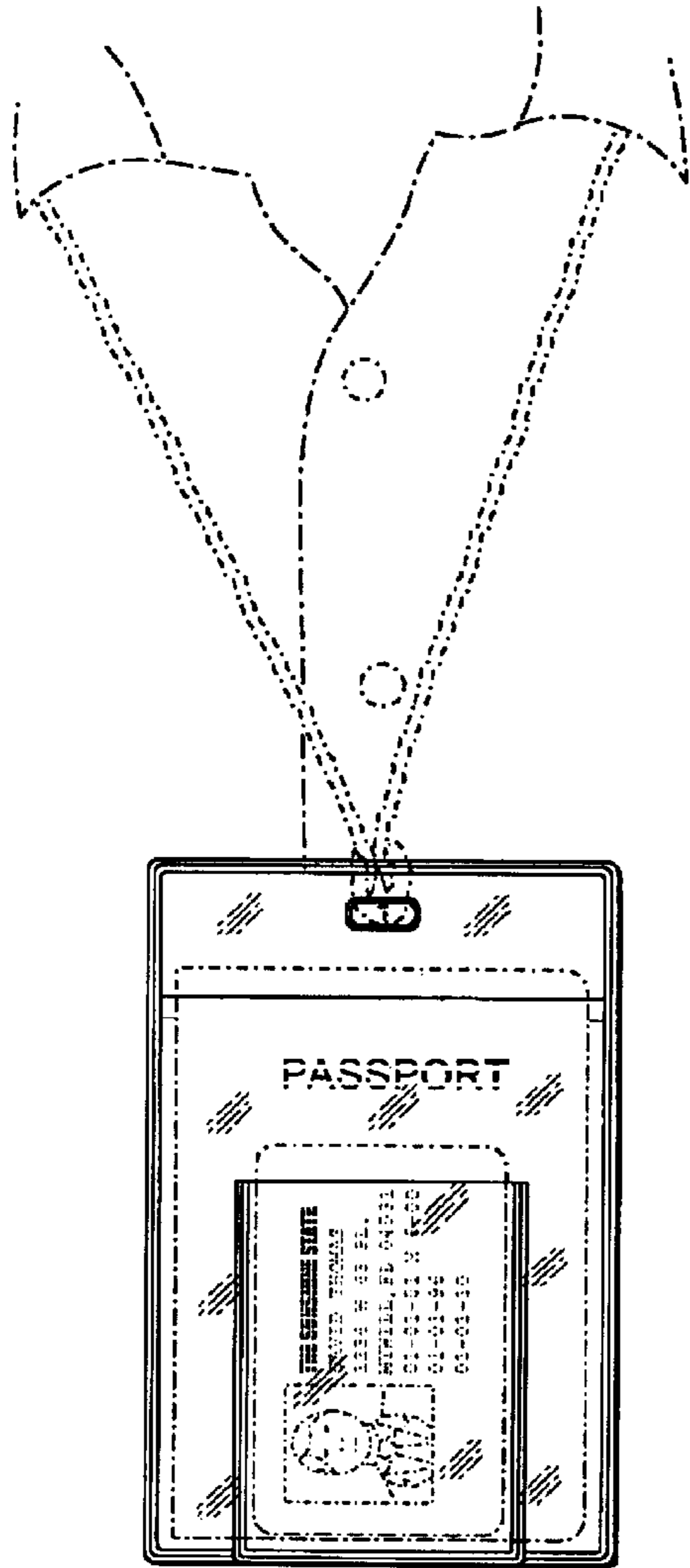


FIG. 1

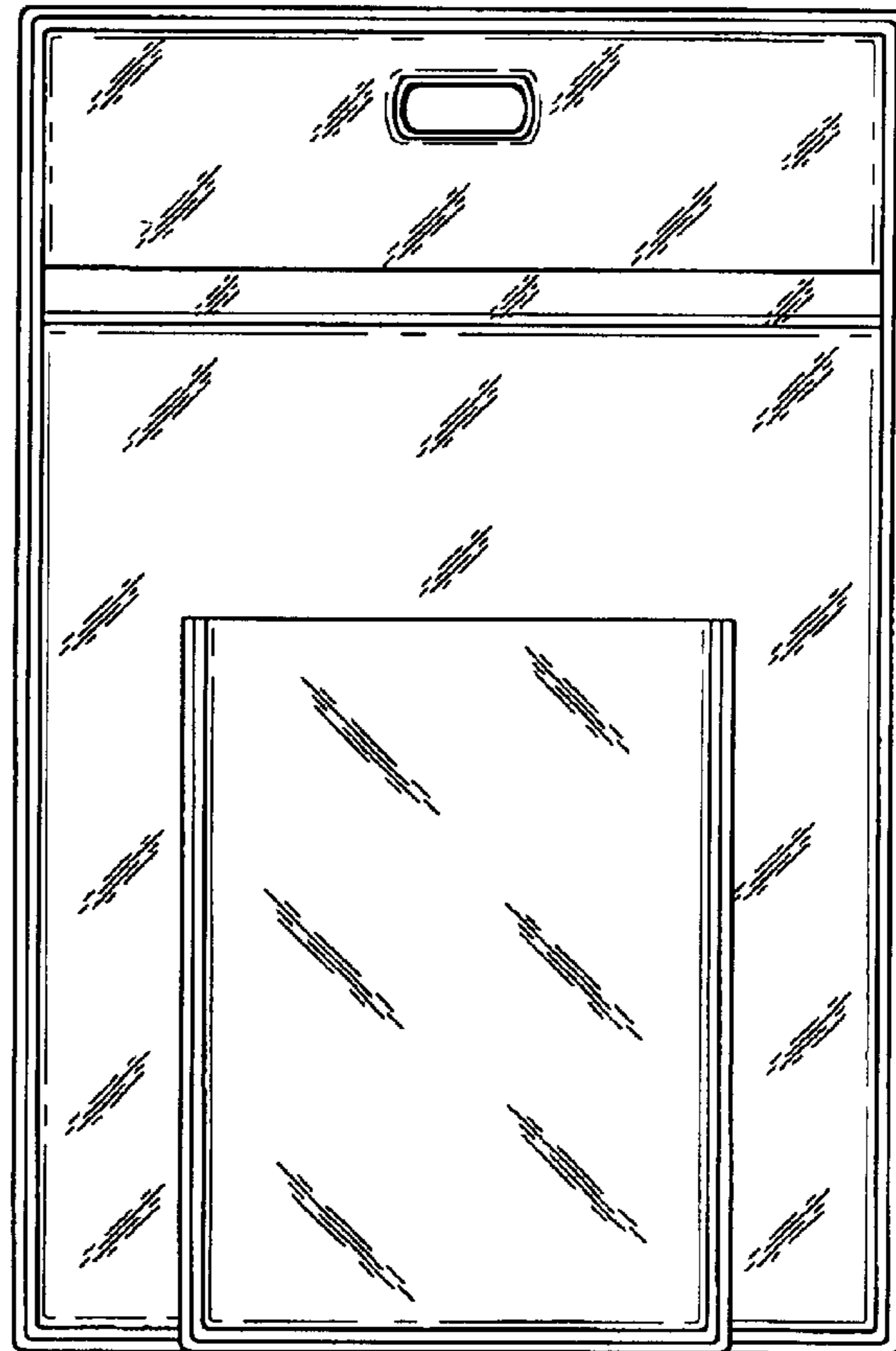


FIG. 2



FIG. 4

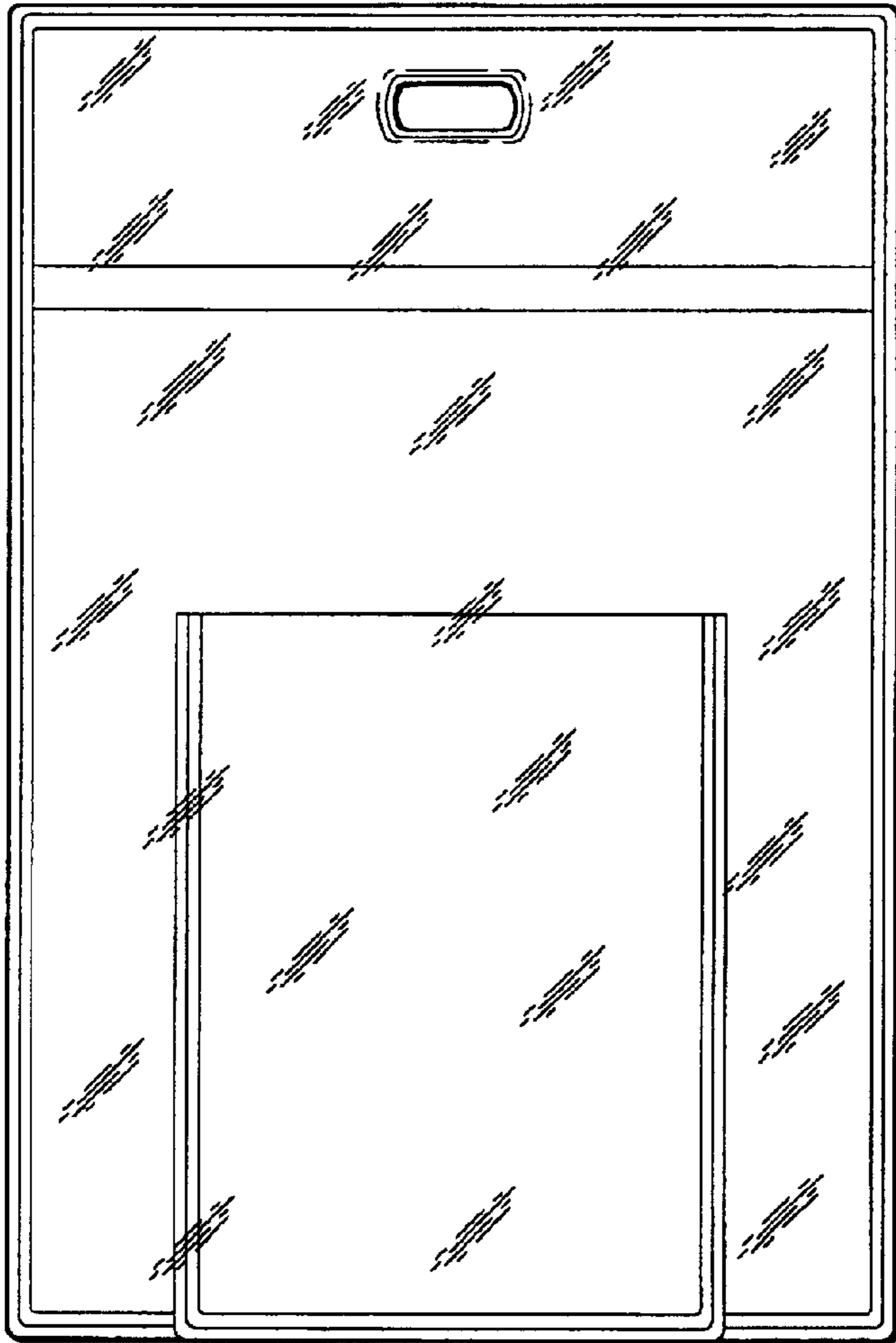


FIG. 3



FIG. 6

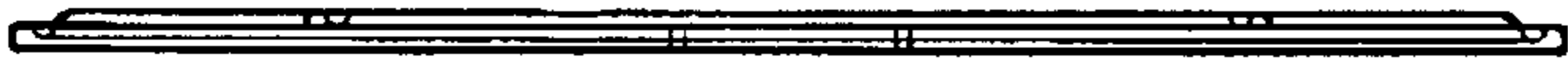


FIG. 5