

US00D494628S1

(12) **United States Design Patent** (10) **Patent No.:** **US D494,628 S**
Carter et al. (45) **Date of Patent:** **** Aug. 17, 2004**

(54) **GABLE HEADER FOR A SIGN**
(75) **Inventors:** **Wallace T. Carter**, Wilmington, NC (US); **Brad Forrest**, Cary, NC (US); **Tom Hines**, Rocky Point, NC (US); **Mac McRorie**, Raleigh, NC (US)
(73) **Assignee:** **ArchiForm, Inc.**, Wilmington, NC (US)
(**) **Term:** **14 Years**

D72,203 S * 3/1927 Chevalier D20/10
D110,454 S * 7/1938 Baum D25/60
D186,380 S * 10/1959 Miller D6/303
3,778,945 A * 12/1973 Medow 52/217
D354,409 S * 1/1995 Tatum et al. D6/447
D355,677 S * 2/1995 Taylor D20/10
D361,093 S * 8/1995 Pitts D20/17
D375,170 S * 10/1996 Rose et al. D25/59
D434,451 S * 11/2000 Grimshaw D20/10
D465,811 S * 11/2002 Schaub D20/10
D466,943 S * 12/2002 Schaub D20/10

(21) **Appl. No.:** **29/185,663**
(22) **Filed:** **Jul. 2, 2003**


* cited by examiner
Primary Examiner—Robert M. Spear
(74) *Attorney, Agent, or Firm*—Diller, Ramik & Wight

(51) **LOC (7) Cl.** **20-03**
(52) **U.S. Cl.** **D20/38**
(58) **Field of Search** D20/10, 29-39, D20/99; D25/60-61; 40/428, 541, 584-585, 606.01, 607.01, 624

(57) **CLAIM**
The ornamental design for a gable header for a sign, as shown and described.

(56) **References Cited**
U.S. PATENT DOCUMENTS
D4,345 S * 9/1870 Whittemore D25/55
D6,746 S * 7/1873 Burnham et al. D20/42
597,688 A * 1/1898 Percy 40/585
D45,838 S * 5/1914 Hopkins et al. D20/39
D62,994 S * 9/1923 Kaucher D20/10

DESCRIPTION
FIG. 1 is a perspective view showing my new design, FIG. 2 is both a left and a right side elevational view, FIG. 3 is both a front and a rear elevational view, FIG. 4 is a top plan view; and, FIG. 5 is a bottom plan view.
1 Claim, 3 Drawing Sheets






FIG. 1

FIG. 2

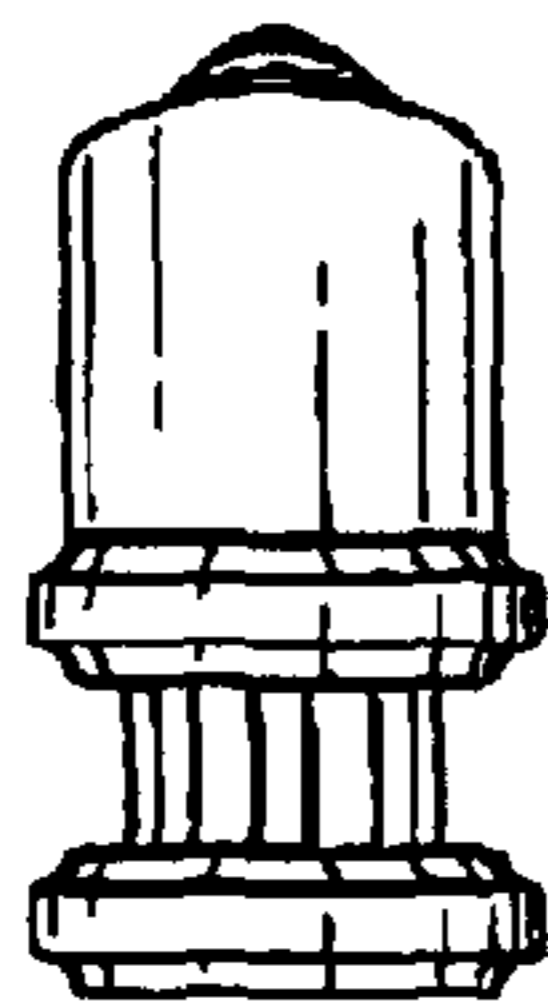



FIG. 3






FIG. 4




FIG. 5