



US00D494626S1

(12) **United States Design Patent**  
**Taylor**

(10) **Patent No.:** **US D494,626 S**

(45) **Date of Patent:** **\*\* Aug. 17, 2004**

(54) **HOMELAND SECURITY ADVISORY  
SYSTEM THREAT STATUS INDICATOR  
DEVICE**

5,362,061 A \* 11/1994 Napolitano ..... 273/243  
D360,902 S \* 8/1995 Lee et al. .... D21/374  
5,913,519 A \* 6/1999 Sindelar ..... 273/248  
6,260,845 B1 \* 7/2001 MacGowan, III ..... 273/148 R  
D483,076 S \* 12/2003 Stoneberg ..... D21/374

(76) **Inventor:** **John L. Taylor**, P.O. Box 18977,  
Atlanta, GA (US) 31126

\* cited by examiner

(\*\*) **Term:** **14 Years**

*Primary Examiner*—Robert M. Spear  
(74) *Attorney, Agent, or Firm*—Arthur G. Yeager

(21) **Appl. No.:** **29/181,012**

(22) **Filed:** **May 5, 2003**

(57) **CLAIM**

(51) **LOC (7) Cl.** ..... **20-03**

The ornamental design for a homeland security advisory system threat status indicator device, as shown.

(52) **U.S. Cl.** ..... **D20/19; D20/21; D20/42**

(58) **Field of Search** ..... D20/10, 17, 18,  
D20/19–21, 39, 42, 99; D19/52; D21/362,  
374; 40/1.5, 124.01; 283/36, 56, 115, 117;  
434/84, 98, 103–104

**DESCRIPTION**

FIG. 1 is a front elevational view of a homeland security advisory system threat status indicator device showing my new design according to my invention; FIG. 2 is a right side elevational view thereof; FIG. 3 is a rear elevational view thereof; and, FIG. 4 is a top plan view thereof. The drawings are lined for color.

(56) **References Cited**

**U.S. PATENT DOCUMENTS**

D57,910 S \* 5/1921 Howell ..... D20/18  
1,552,254 A \* 9/1925 White ..... 273/249  
4,834,657 A \* 5/1989 Gonzalez et al. .... 434/238

**1 Claim, 1 Drawing Sheet**

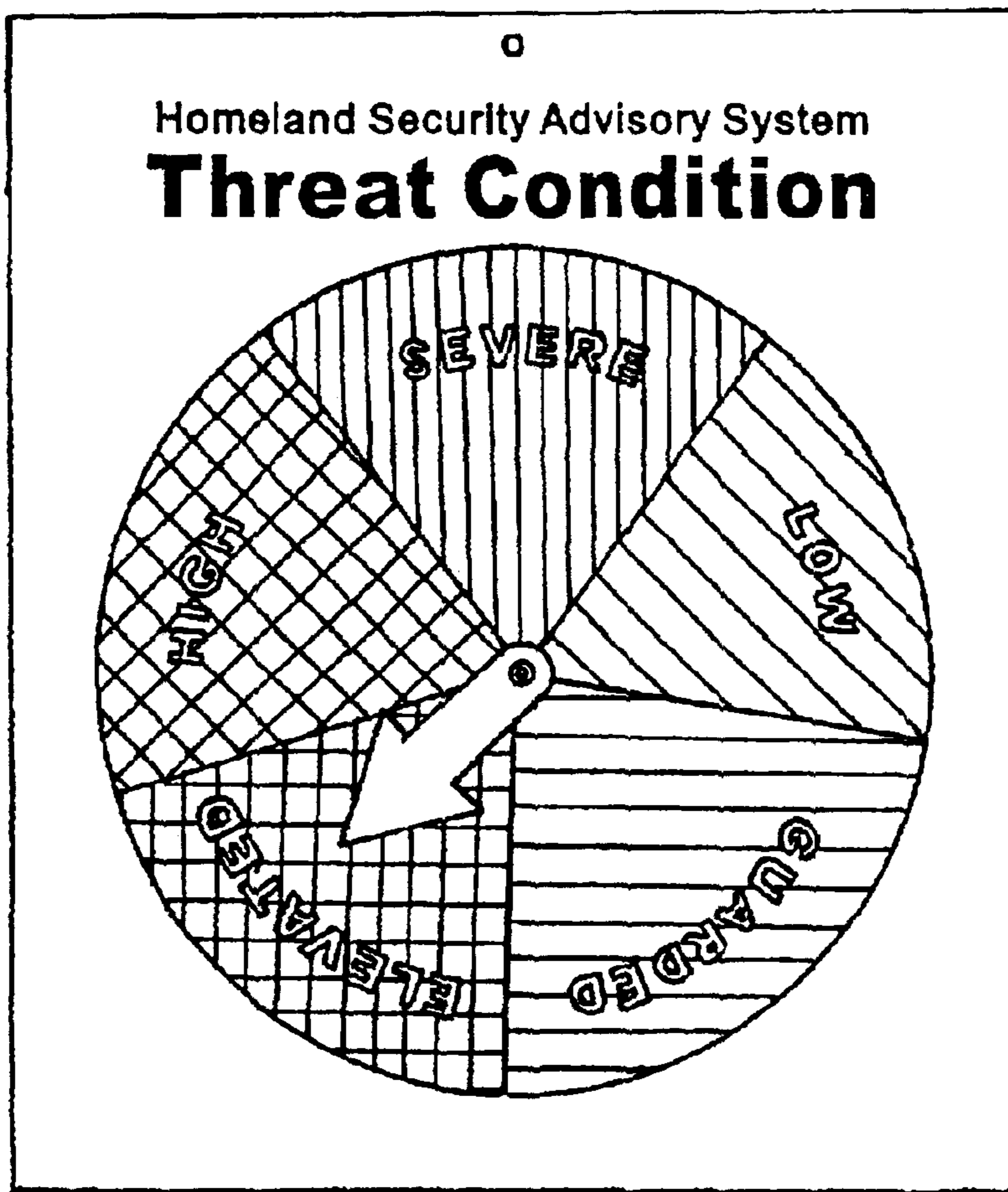




FIG. 4

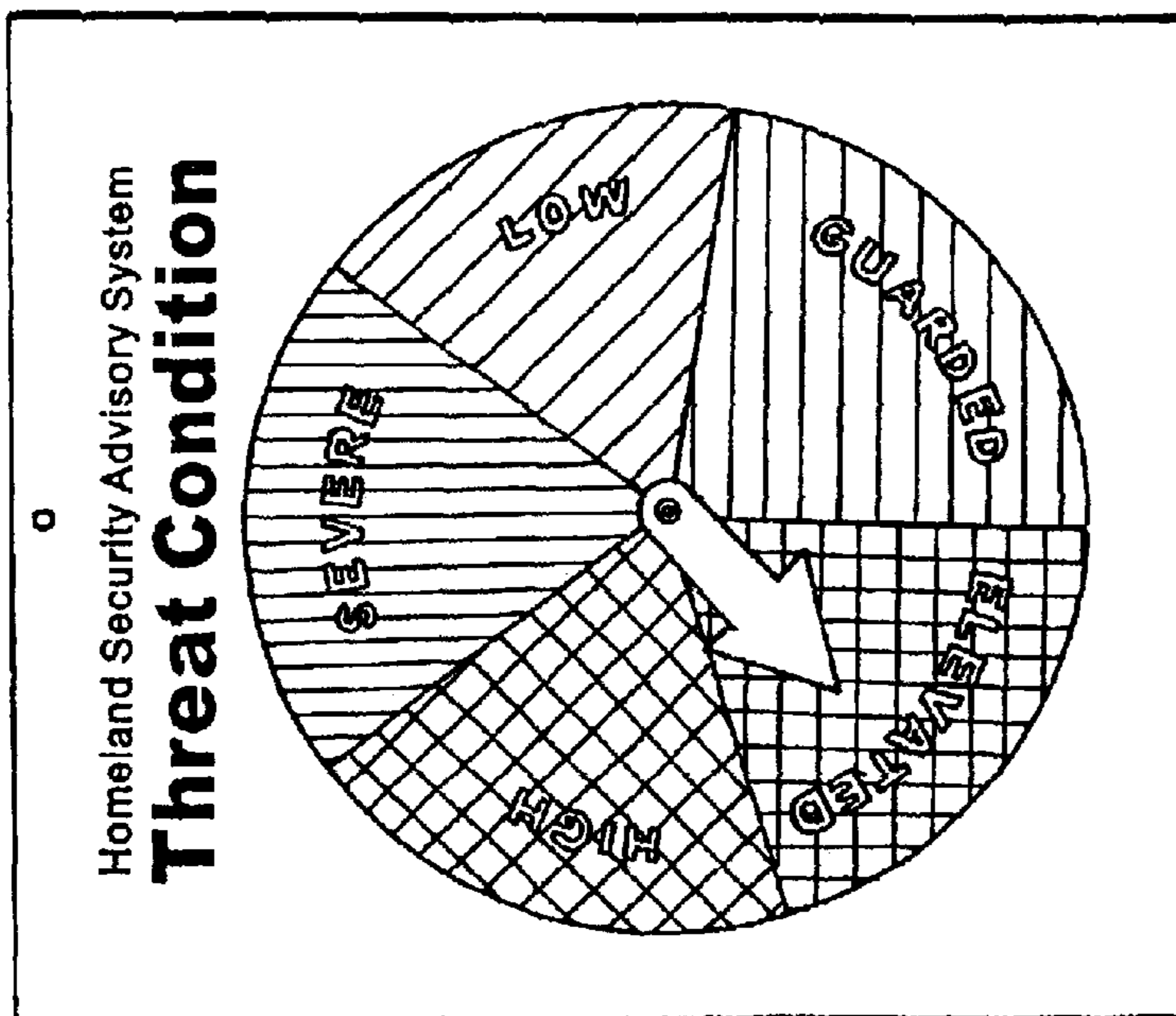


FIG. 1

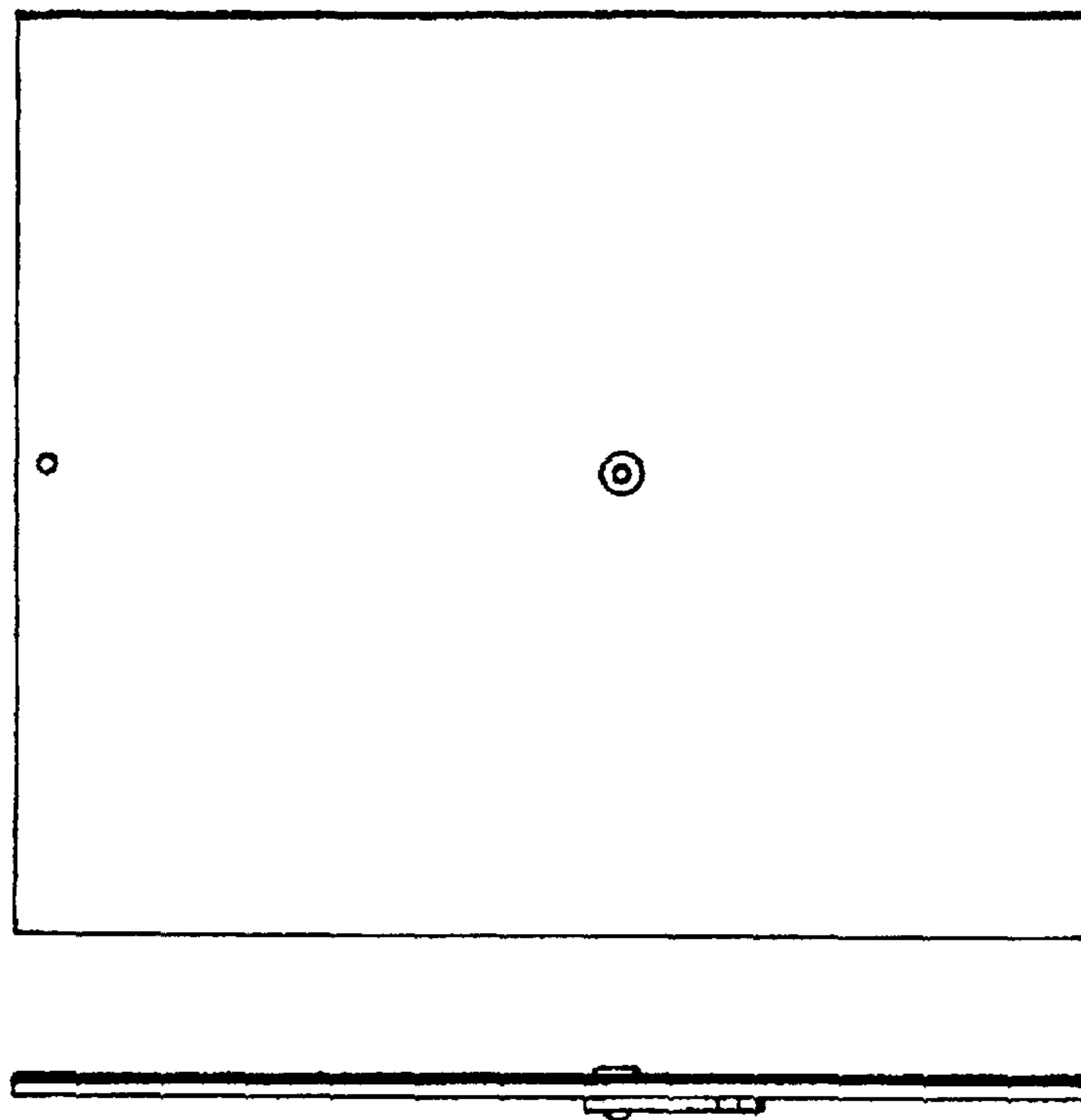


FIG. 2




FIG. 3