

US00D494617S1

(12) **United States Design Patent**  
**Katsuyama**

(10) **Patent No.:** **US D494,617 S**

(45) **Date of Patent:** **\*\* Aug. 17, 2004**

(54) **PRINTER INK CARTRIDGE**

(75) Inventor: **Goro Katsuyama**, Yokohama (JP)

(73) Assignee: **Ricoh Company, Ltd.**, Tokyo (JP)

(\*\*) Term: **14 Years**

(21) Appl. No.: **29/177,240**

(22) Filed: **Mar. 7, 2003**

(30) **Foreign Application Priority Data**

Sep. 10, 2002 (JP) ..... 2002-024594

(51) **LOC (7) Cl.** ..... **18-02**

(52) **U.S. Cl.** ..... **D18/56; 347/86**

(58) **Field of Search** ..... **D18/40, 43, 56;**  
**347/86, 87**

(56) **References Cited**

**U.S. PATENT DOCUMENTS**

- D381,360 S \* 7/1997 Kawai et al. .... D18/56
- D431,259 S \* 9/2000 Muranaka ..... D18/43
- 6,254,227 B1 \* 7/2001 Merz et al. .... 347/86
- D448,797 S \* 10/2001 Carrese et al. .... D18/56

- 6,347,865 B1 \* 2/2002 Matsumoto et al. .... 347/86
- 6,585,360 B1 \* 7/2003 Dietl ..... 347/86
- 6,595,711 B2 \* 7/2003 Hill ..... 347/86
- D478,617 S \* 8/2003 Kinoshita et al. .... D18/43

\* cited by examiner

*Primary Examiner*—Cathy Anne MacCormac

(74) *Attorney, Agent, or Firm*—Dickstein Shapiro Morin & Oshinsky LLP

(57) **CLAIM**

The ornamental design for a printer ink cartridge, as shown and described.

**DESCRIPTION**

FIG. 1 is a front elevation of a printer ink cartridge according to the present invention;  
FIG. 2 is a rear elevation thereof;  
FIG. 3 is a top plan view thereof;  
FIG. 4 is a bottom plan view thereof;  
FIG. 5 is a right side elevation thereof; and,  
FIG. 6 is a reduced top, front and right side perspective view thereof.

**1 Claim, 2 Drawing Sheets**

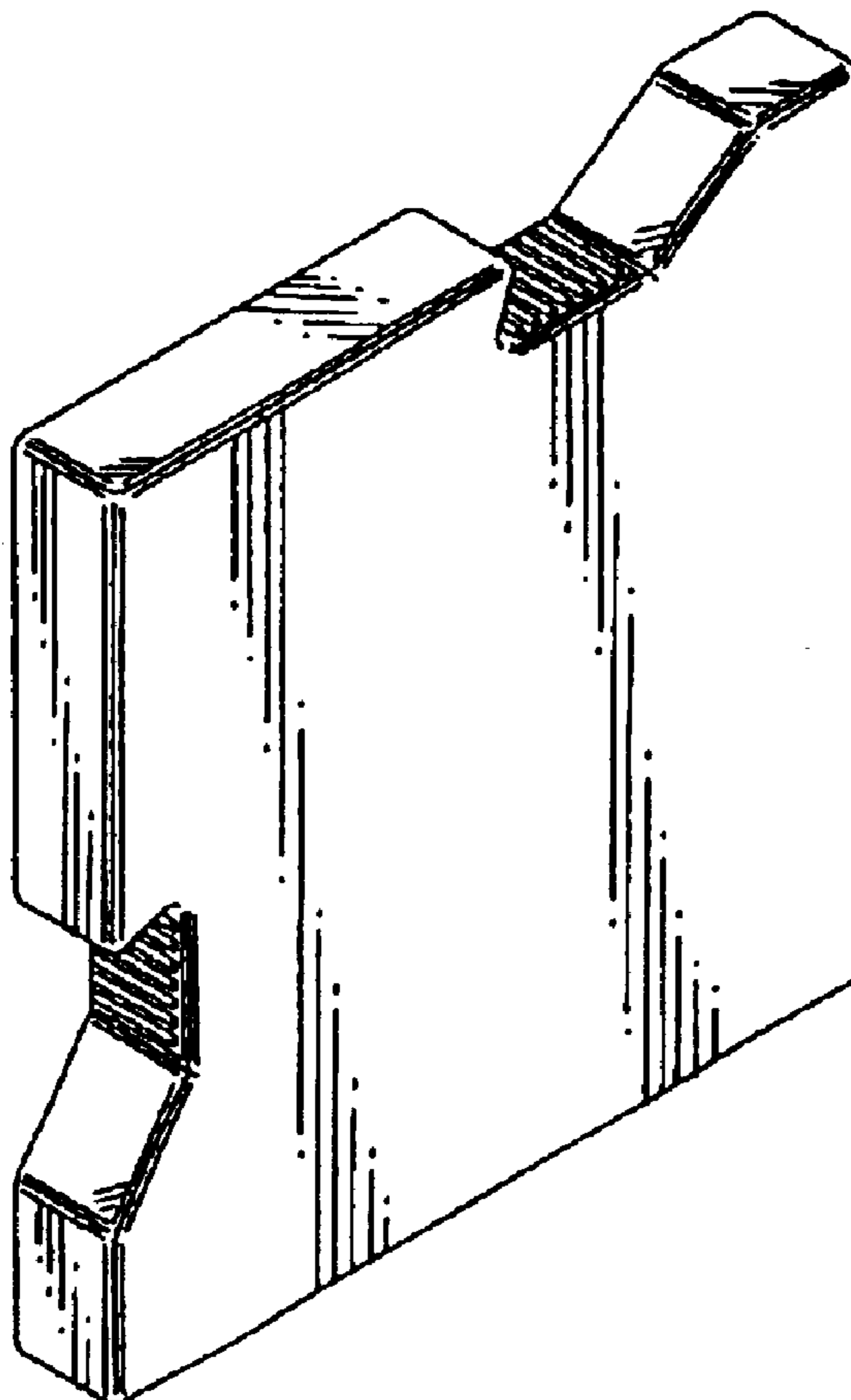


FIG. 1




FIG. 2

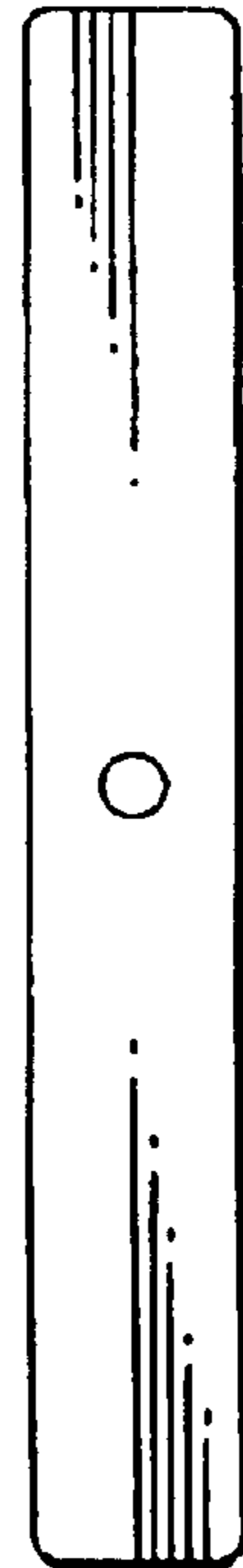


FIG. 3



FIG. 4



FIG. 5

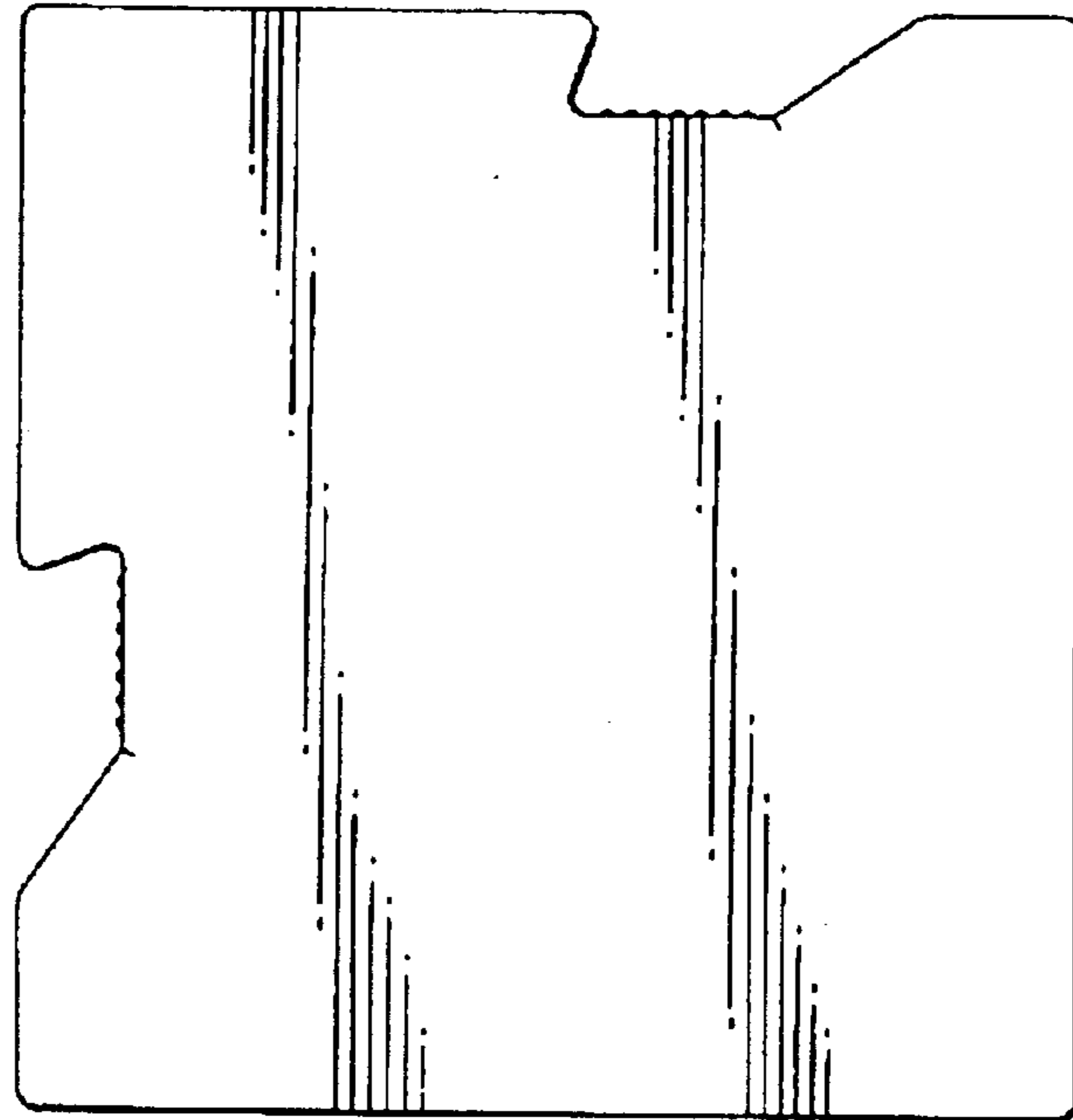


FIG. 6

