

US00D494616S1

(12) **United States Design Patent**
Katsuyama et al.

(10) **Patent No.:** **US D494,616 S**

(45) **Date of Patent:** **** Aug. 17, 2004**

(54) **PRINTER INK CARTRIDGE**

(75) Inventors: **Goro Katsuyama**, Yokohama (JP);
Masaaki Kabumoto, Yachiyo (JP);
Kanae Amemiya, Tokyo (JP); **Osamu Miki**, Yokohama (JP)

(73) Assignee: **Ricoh Company, Ltd.**, Tokyo (JP)

(**) Term: **14 Years**

(21) Appl. No.: **29/177,239**

(22) Filed: **Mar. 7, 2003**

(30) **Foreign Application Priority Data**

Sep. 10, 2002 (JP) 2002-024593

(51) **LOC (7) Cl.** **18-02**

(52) **U.S. Cl.** **D18/56; 347/86**

(58) **Field of Search** **D18/40, 43, 56;**
347/86, 87

(56) **References Cited**

U.S. PATENT DOCUMENTS

D431,259 S * 9/2000 Muranaka D18/43
D437,611 S * 2/2001 Gassett et al. D18/56

6,254,227 B1 * 7/2001 Merz et al. 347/86
D448,797 S * 10/2001 Carrese et al. D18/56
6,347,865 B1 * 2/2002 Matsumoto et al. 347/86
6,585,360 B1 * 7/2003 Dietl 347/86
6,595,711 B2 * 7/2003 Hill 347/86
D478,617 S * 8/2003 Kinoshita et al. D18/43

* cited by examiner

Primary Examiner—Cathy Anne MacCormac

(74) *Attorney, Agent, or Firm*—Dickstein Shapiro Morin & Oshinsky LLP

(57) **CLAIM**

The ornamental design for a printer ink cartridge, as shown and described.

DESCRIPTION

FIG. 1 is a front elevation of a printer ink cartridge according to the present invention.

FIG. 2 is a rear elevation view thereof;

FIG. 3 is a top plan view thereof;

FIG. 4 is a bottom plan view thereof;

FIG. 5 is a right side elevation view thereof; and,

FIG. 6 is a reduced top, front and right side perspective view thereof.

1 Claim, 2 Drawing Sheets

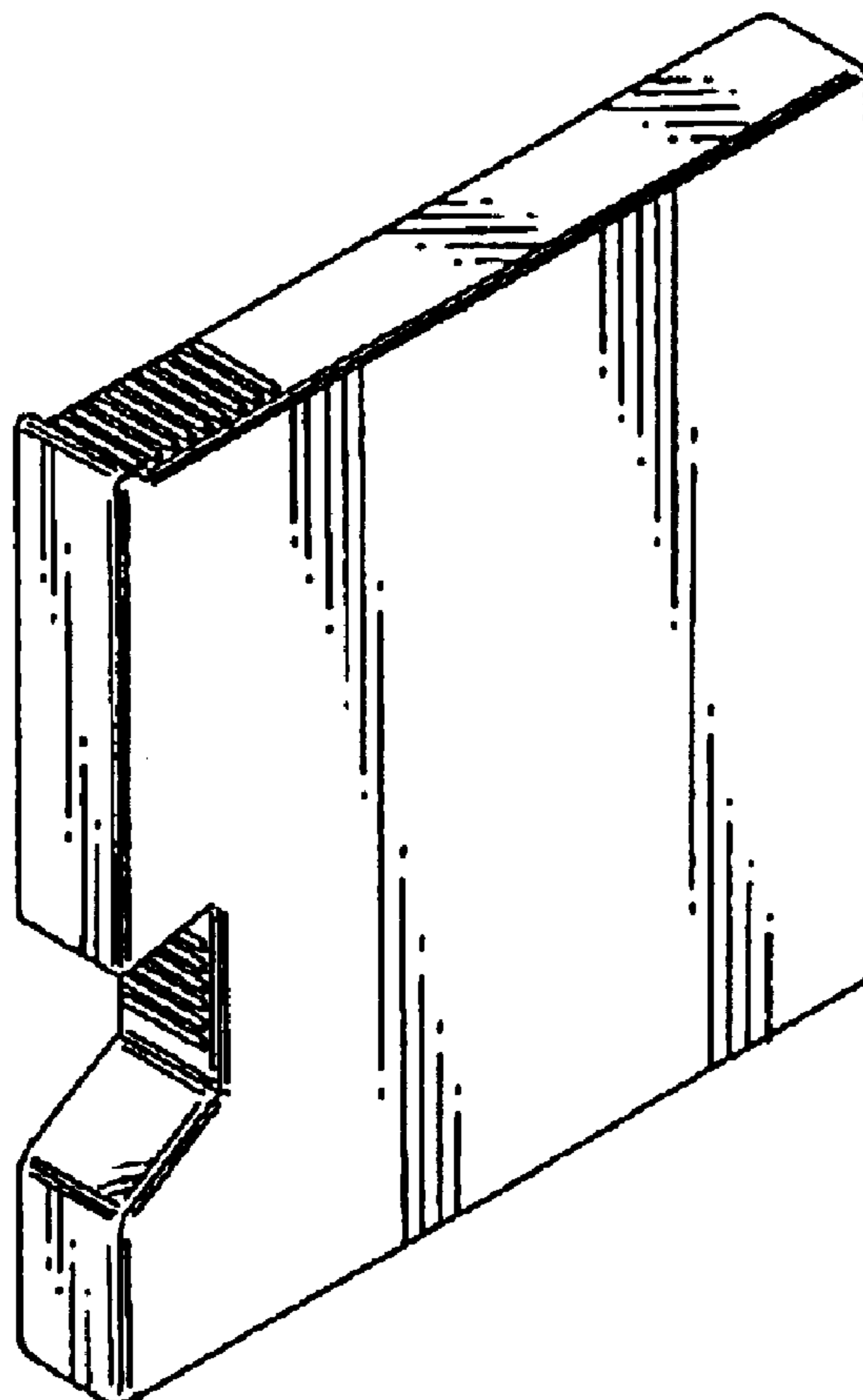


FIG. 1

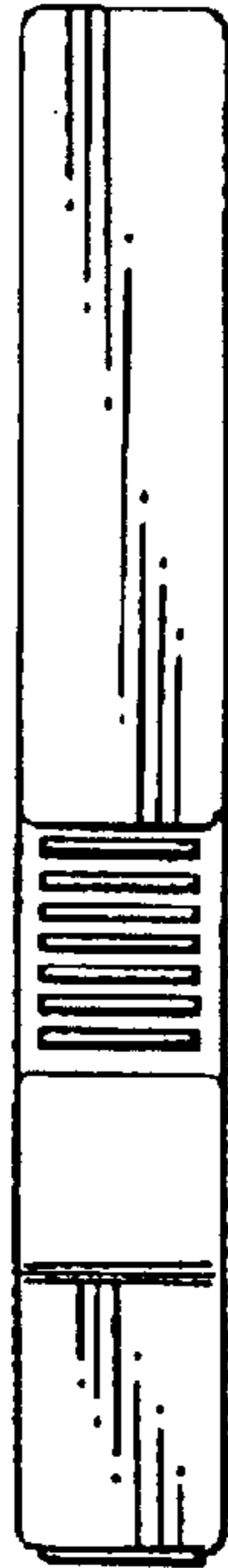


FIG. 2

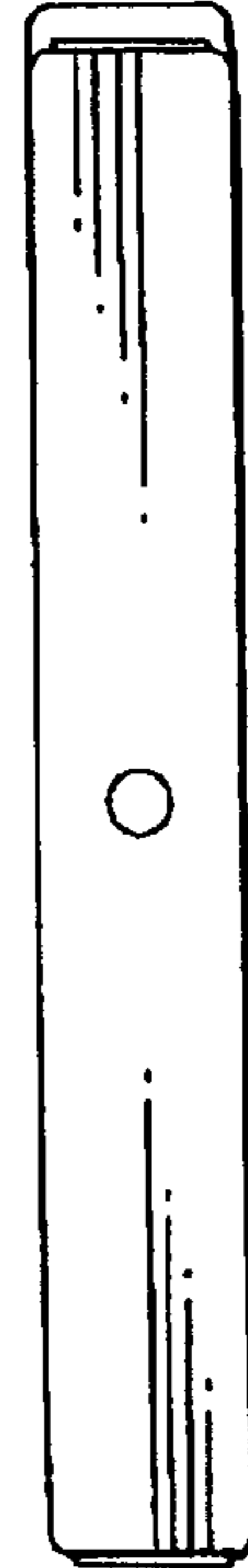


FIG. 3



FIG. 4



FIG. 5

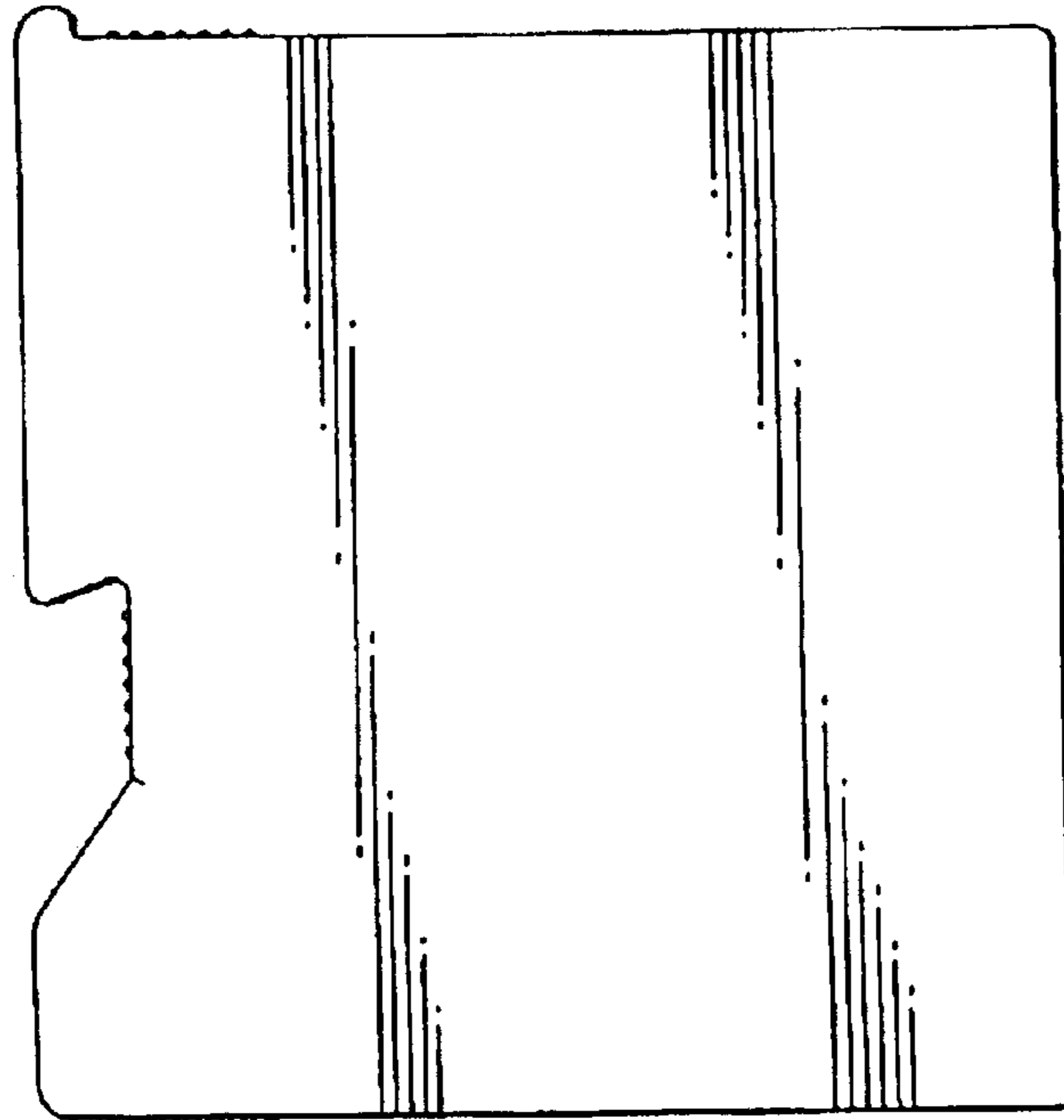


FIG. 6

