

US00D494592S1

(12) **United States Design Patent** (10) **Patent No.:** **US D494,592 S**
Zicoello (45) **Date of Patent:** **** Aug. 17, 2004**

(54) **INPUT DEVICE**

(76) Inventor: **Patrick Zicoello**, 1123 Loyola Dr.,
Santa Clara, CA (US) 95057

(**) Term: **14 Years**

(21) Appl. No.: **29/163,509**

(22) Filed: **Jul. 3, 2002**

(51) **LOC (7) Cl.** **14-02**

(52) **U.S. Cl.** **D14/409; D14/417**

(58) **Field of Search** **D14/402-410,**
D14/417; 273/148 B, 150; 345/156-167

(56) **References Cited**

U.S. PATENT DOCUMENTS

D347,833 S	*	6/1994	Bisenius et al.	D14/405
5,558,329 A	*	9/1996	Liu	273/148 B
5,576,733 A	*	11/1996	Lo	345/163
5,648,798 A	*	7/1997	Hamling	345/163
5,982,356 A	*	11/1999	Akiyama	345/161
6,172,665 B1	*	1/2001	Bullister	345/163
D441,752 S	*	5/2001	Lee	D14/409
D464,053 S	*	10/2002	Zicoello	D14/409
D473,871 S	*	4/2003	Santos	D14/417
2003/0090465 A1	*	5/2003	Dellinger	345/167

* cited by examiner

Primary Examiner—Kay H. Chin

(74) *Attorney, Agent, or Firm*—John J. Elnitski, Jr.

(57) **CLAIM**

I claim the ornamental design for an input device, as shown and described.

DESCRIPTION

FIG. 1 is a front elevation view of a first embodiment of an input device according to my new design, the broken lines showing buttons is not part of the claimed design;

FIG. 2 is rear elevation view of FIG. 1;

FIG. 3 is a top plan view of FIG. 1, the broken lines showing buttons is not part of the claimed design;

FIG. 4 is a bottom plan view of all embodiments;

FIG. 5 is a left side elevation view of FIG. 1, the broken lines showing buttons is not part of the claimed design;

FIG. 6 is a right side elevation view of FIG. 1, the broken lines showing buttons is not part of the claimed design;

FIG. 7 is a front elevation view of a second embodiment according to my design, the broken lines showing buttons is not part of the claimed design;

FIG. 8 is a rear elevation view of FIG. 7;

FIG. 9 is a top plan view of FIG. 7;

FIG. 10 is a left side elevation view of FIG. 7; and,

FIG. 11 is a right side elevation view of FIG. 7, the broken lines showing buttons is not part of the claimed design.

1 Claim, 10 Drawing Sheets





Fig. 1



Fig. 2

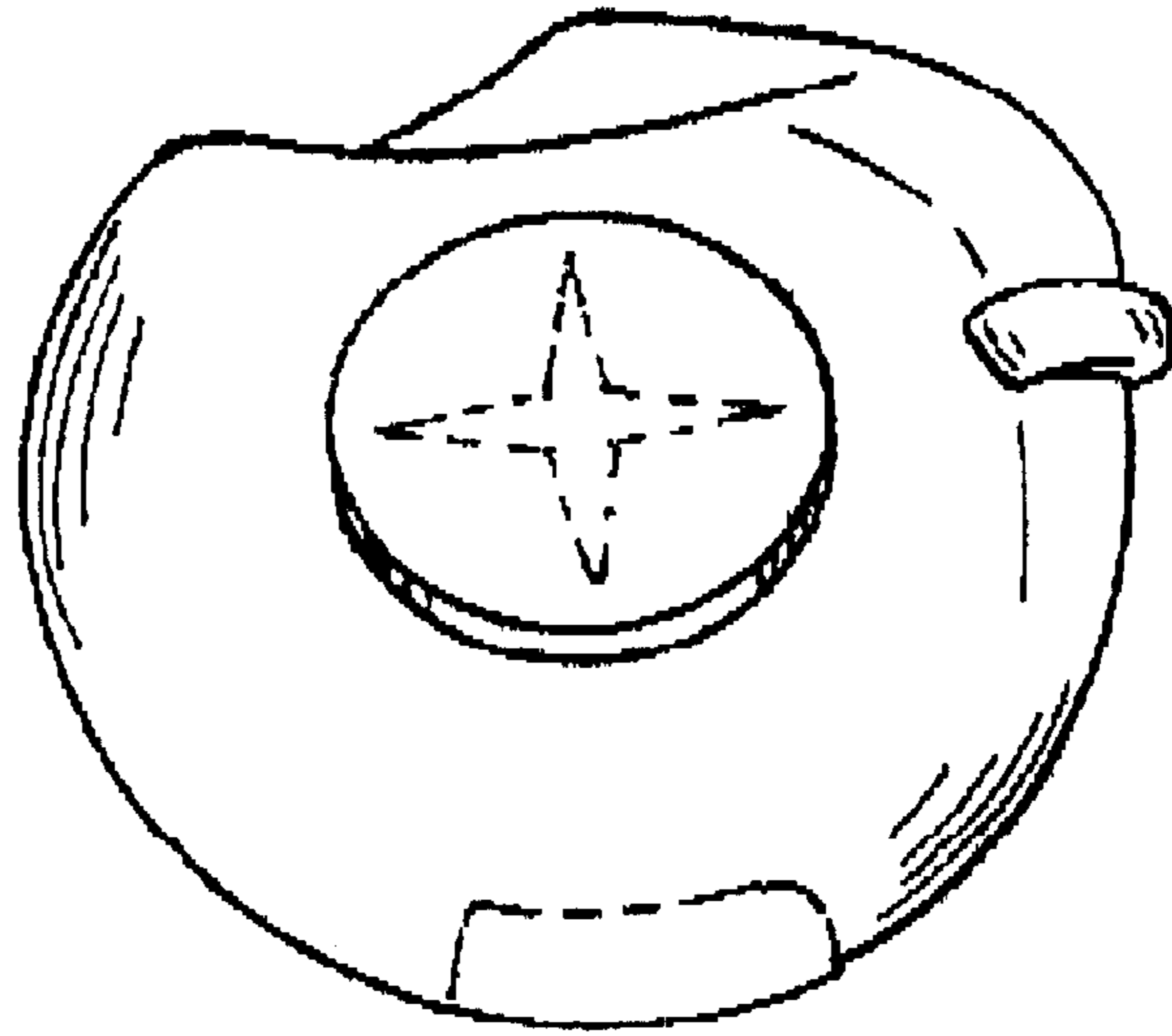


Fig. 3



Fig. 4



Fig. 5

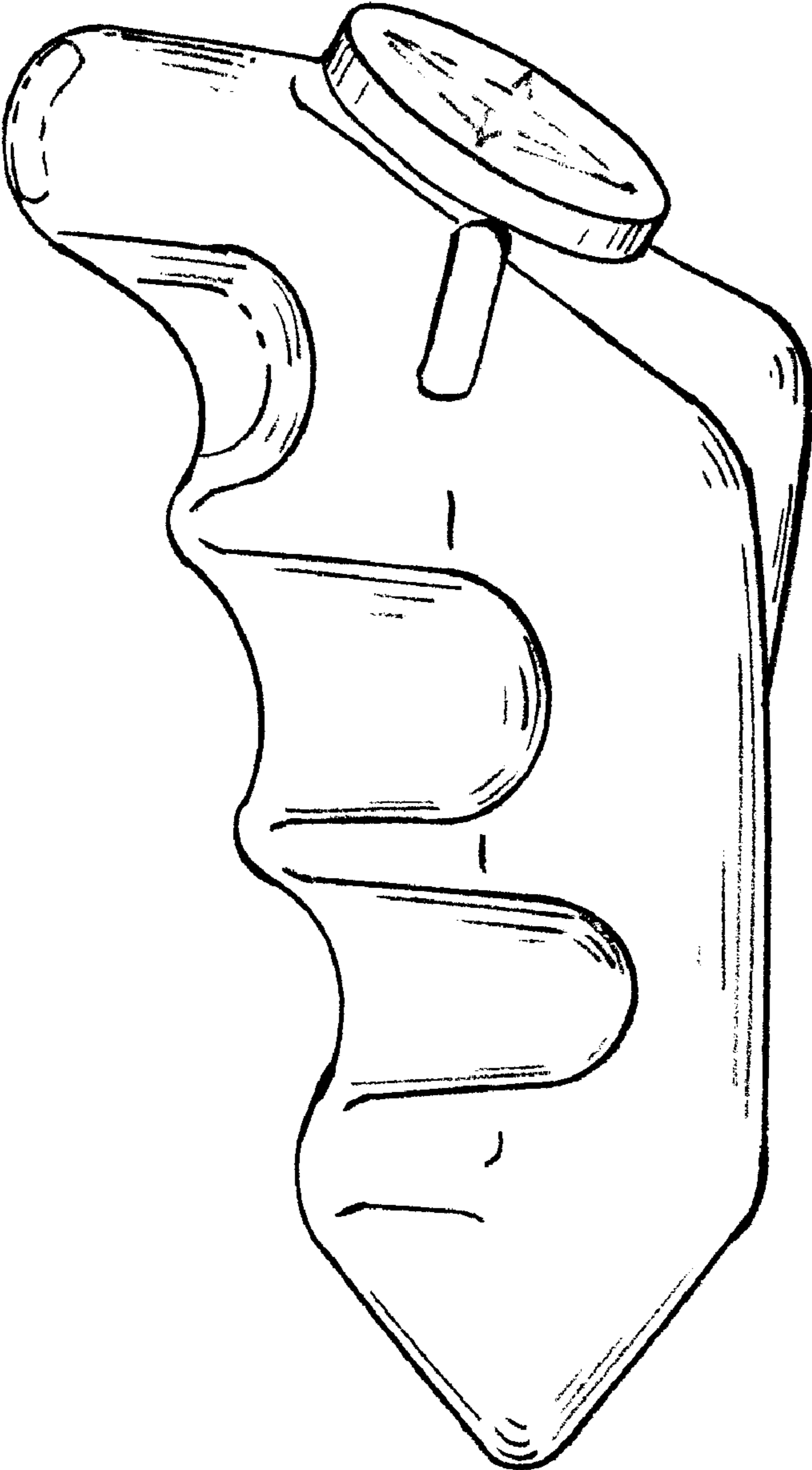


Fig. 6

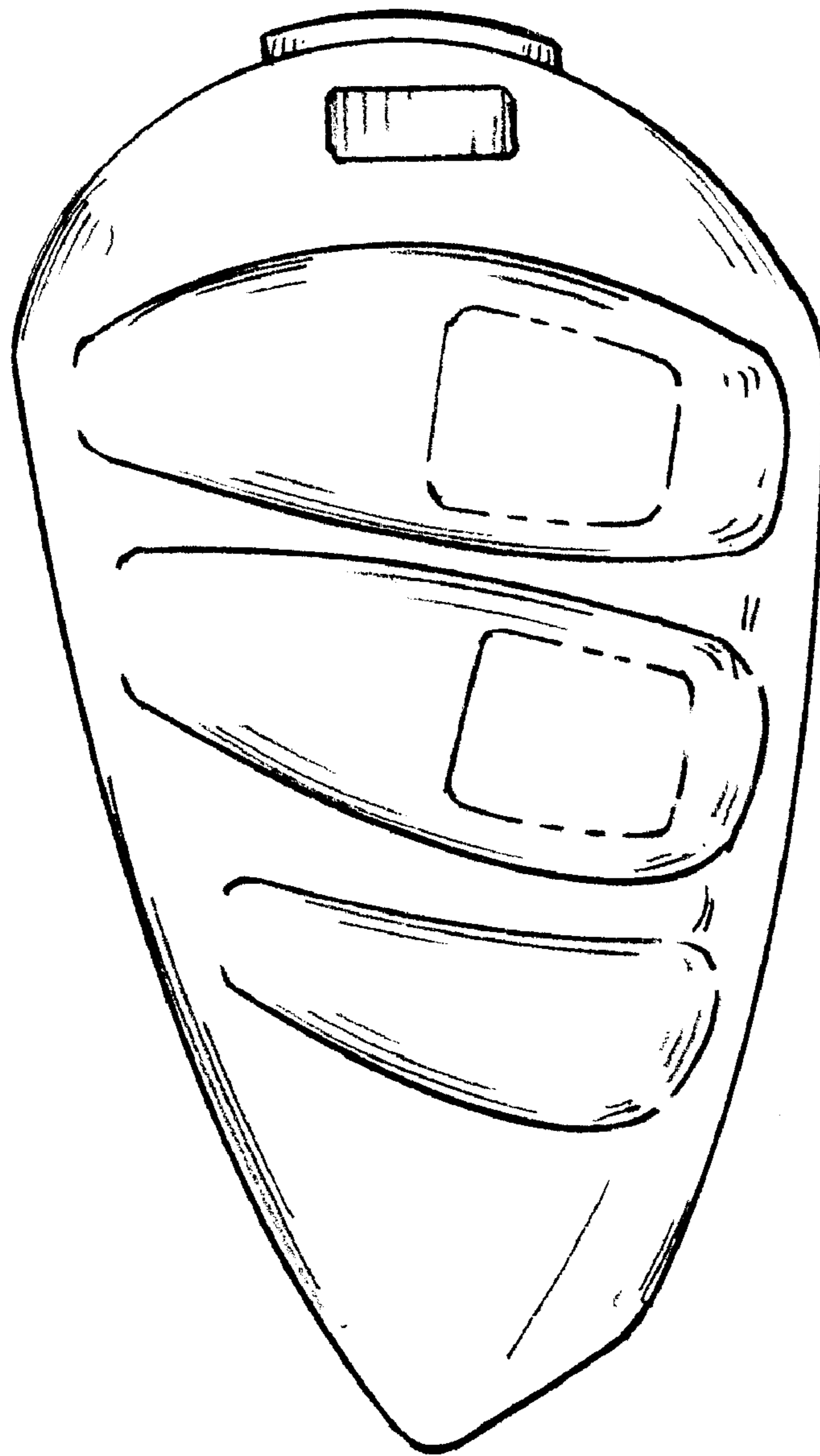


Fig. 7



Fig. 8

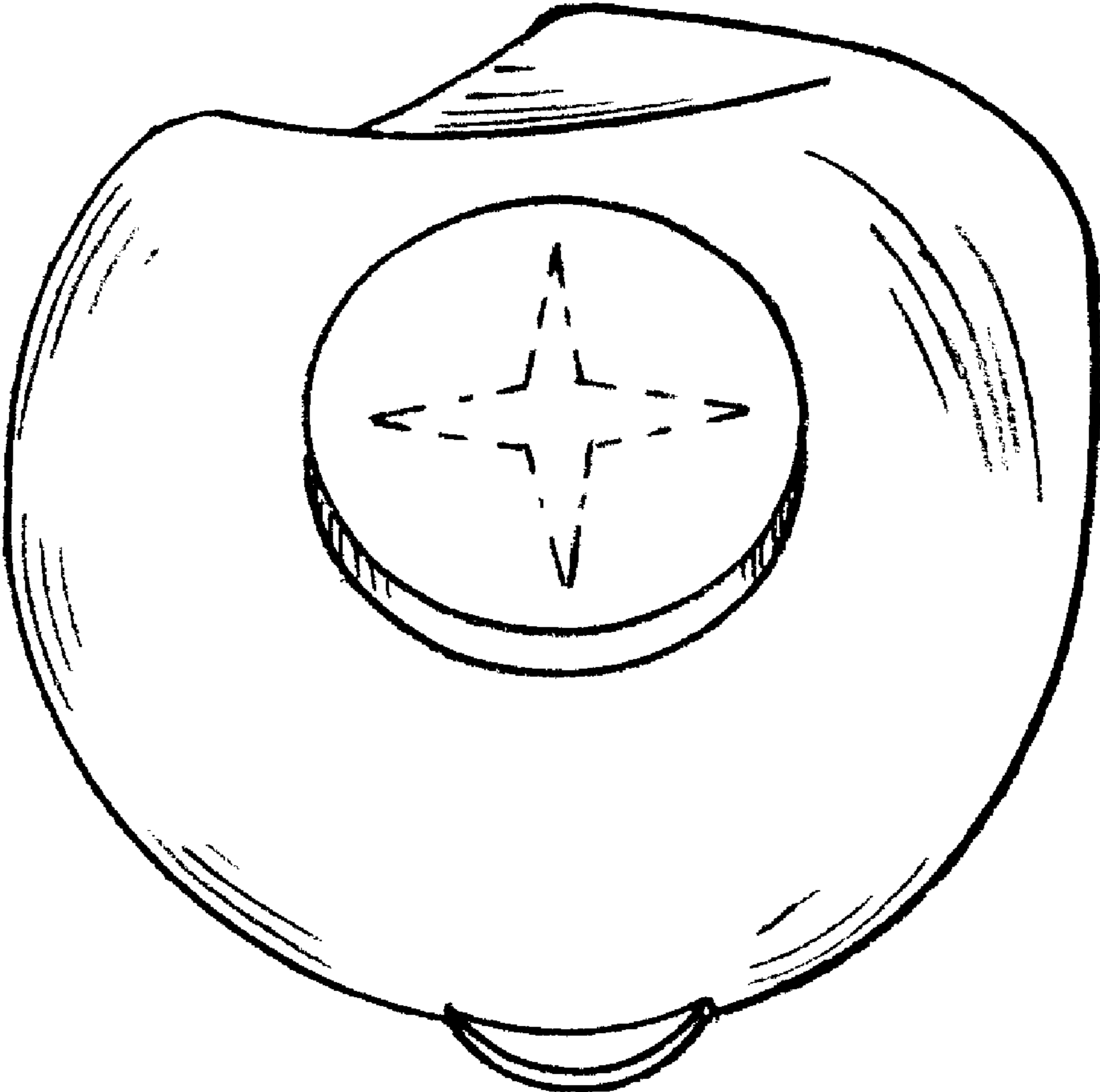


Fig. 9



Fig. 10

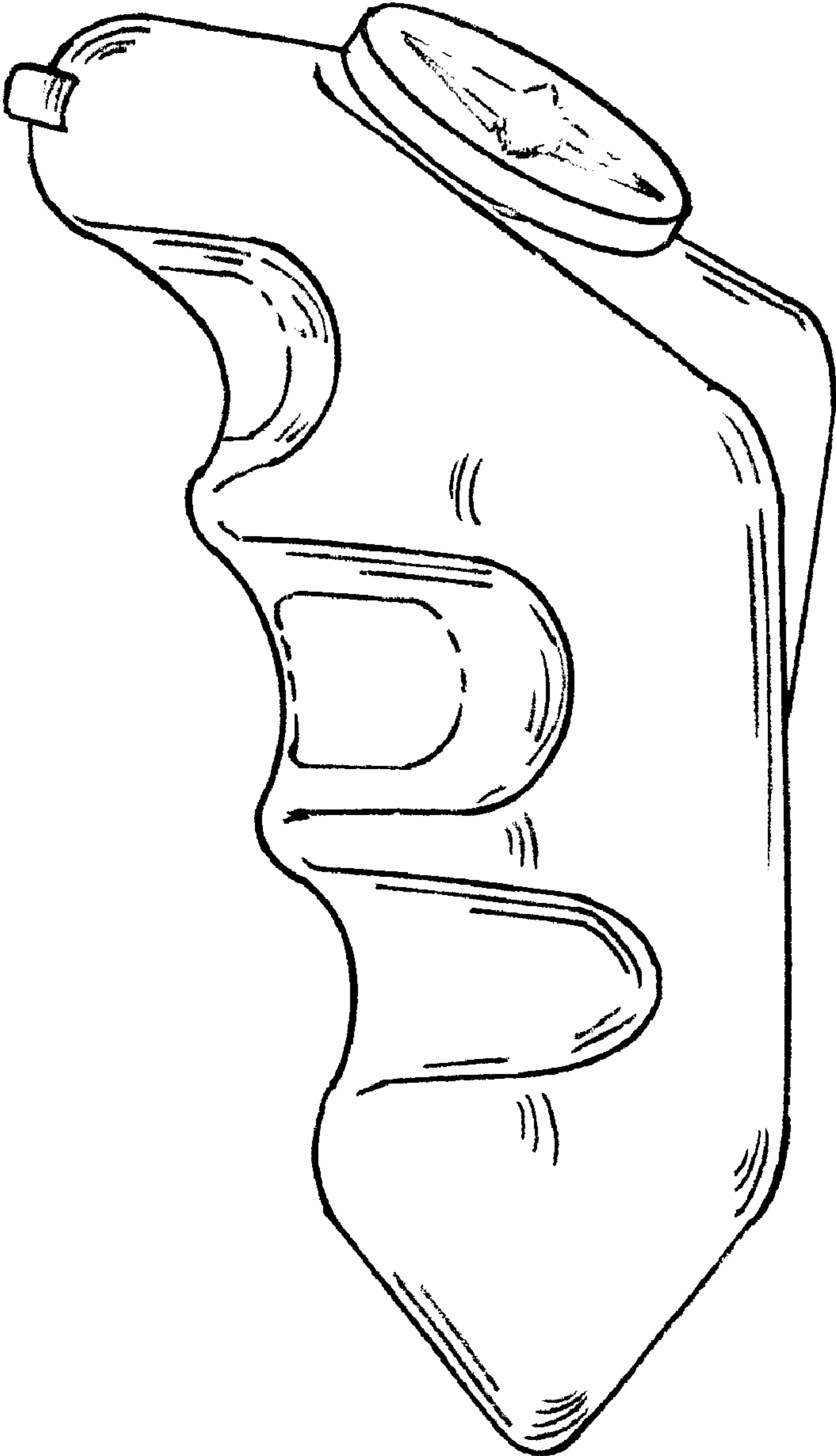


Fig. 11