



US00D494590S1

(12) **United States Design Patent**  
**Richter**

(10) **Patent No.: US D494,590 S**

(45) **Date of Patent: \*\* Aug. 17, 2004**

(54) **SPLIT ERGONOMIC SUPPORT WITH KEYBOARD**

(76) Inventor: **Grant Vincent Richter**, 36 Muraban Road, Dural, New South Wales (AU), 2158

(\*\*) Term: **14 Years**

(21) Appl. No.: **29/175,362**

(22) Filed: **Feb. 3, 2003**

(30) **Foreign Application Priority Data**

Aug. 6, 2002 (AU) ..... 2390/02

(51) **LOC (7) Cl.** ..... **14-02**

(52) **U.S. Cl.** ..... **D14/393**

(58) **Field of Search** ..... D14/391-394, D14/396-398; D18/1, 2, 7; 178/17 A, 17 C; 200/5 A, 5 R, 6 A, 6 R; 235/145 A, 145 R; 341/22, 23; 345/160, 168; 400/486, 488, 489, 492; 361/680

(56) **References Cited**

**U.S. PATENT DOCUMENTS**

- 4,781,126 A 11/1988 Lochridge
- 5,048,784 A 9/1991 Schwartz et al.
- 5,131,614 A 7/1992 Garcia et al.
- 5,240,210 A 8/1993 Honto, Jr. et al.
- 5,342,005 A 8/1994 Szmanda et al.
- D361,988 S 9/1995 Grant
- D371,774 S \* 7/1996 Wang ..... D14/393
- D381,222 S 7/1997 O'Sullivan et al.
- D381,530 S 7/1997 O'Sullivan et al.
- D382,419 S 8/1997 O'Sullivan et al.
- D386,015 S 11/1997 O'Sullivan et al.
- D391,415 S 3/1998 O'Sullivan et al.
- 5,825,612 A \* 10/1998 Aubuchon et al. .... 361/680
- D401,924 S \* 12/1998 Esslinger et al. .... D14/393
- D410,453 S 6/1999 Timm
- 5,918,839 A 7/1999 DuBois
- 6,045,098 A 4/2000 Timm

- 6,119,603 A 9/2000 Lochridge
- 6,264,150 B1 7/2001 Kolenchuk
- D454,573 S \* 3/2002 Richter ..... D14/457
- D460,080 S \* 7/2002 Richter ..... D14/457

**FOREIGN PATENT DOCUMENTS**

- AU 144756 8/2001
- AU 2001100125 8/2001
- AU 145250 9/2001
- AU 145389 9/2001
- WO WO 01/50914 7/2001

**OTHER PUBLICATIONS**

U.S. patent application Ser. No. 29/167,265, Richter, filed Sep. 9, 2002.

\* cited by examiner

*Primary Examiner*—Freda Nunn

(74) *Attorney, Agent, or Firm*—Townsend and Townsend and Crew LLP; Guy W. Chambers

(57) **CLAIM**

The ornamental design for a split ergonomic support with keyboard, as shown and described.

**DESCRIPTION**

FIG. 1 is a perspective view of a split ergonomic support with keyboard;

FIG. 2 is a top plan view of a split ergonomic support with keyboard;

FIG. 3 is a front elevational view of a split ergonomic support with keyboard;


FIG. 4 is a left side elevational view of a split ergonomic support with keyboard;

FIG. 5 is a right side elevational view of a split ergonomic support with keyboard;

FIG. 6 is a rear view of a split ergonomic support with keyboard; and,

FIG. 7 is an inverted plan view of a split ergonomic support with keyboard.

**1 Claim, 2 Drawing Sheets**



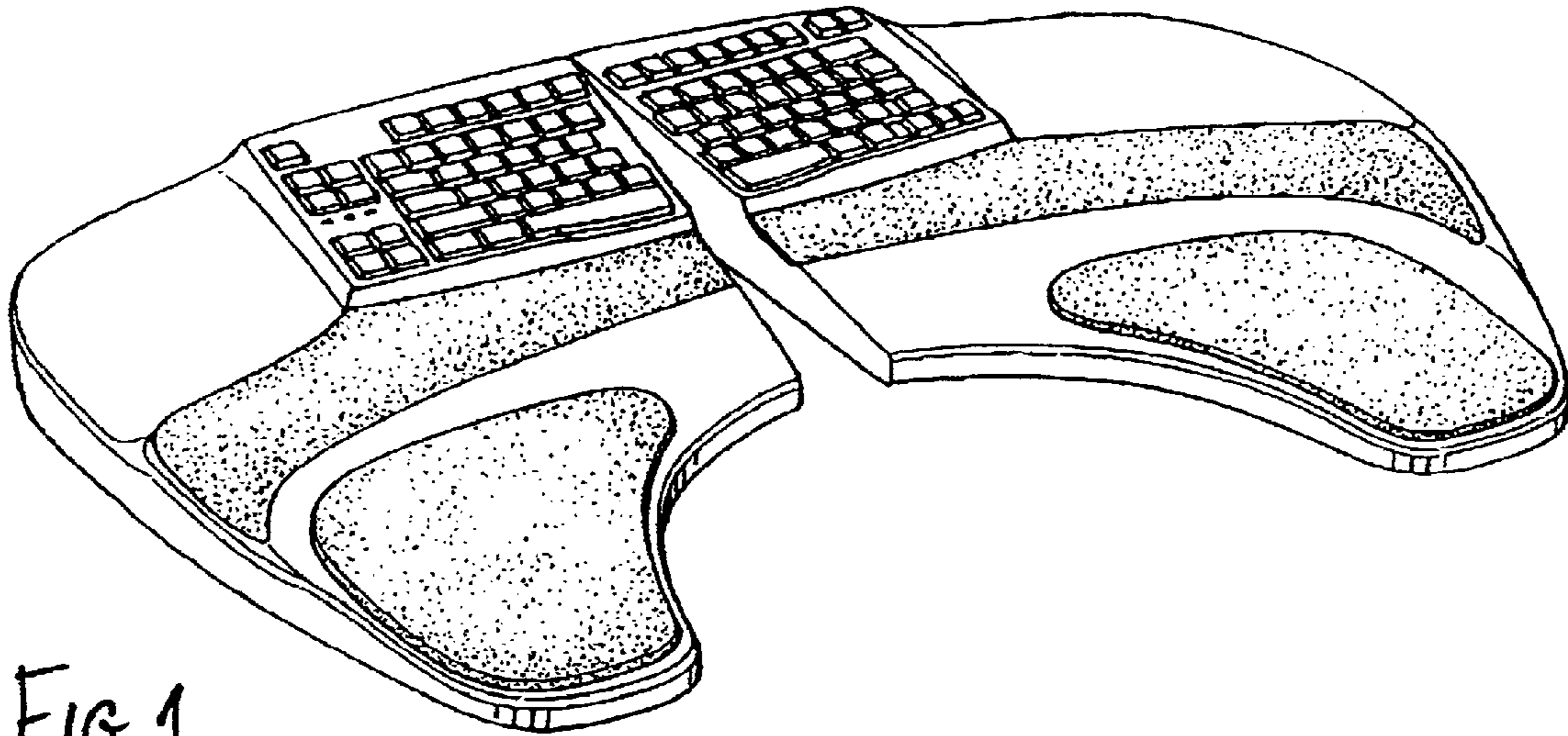


FIG 1




FIG 2



FIG 3

FIG 4



FIG 5



FIG 6




FIG 7

