

US00D494588S1

(12) **United States Design Patent**
Shang et al.

(10) **Patent No.:** **US D494,588 S**

(45) **Date of Patent:** **** Aug. 17, 2004**

(54) **EXTERNAL CD-ROM DRIVE**
(75) Inventors: **Zhi-Hong Shang**, Suzhou (CN);
Zhou-Jie Qian, Suzhou (CN)

D437,849 S * 2/2001 Chen D14/355
D464,647 S * 10/2002 Goto D14/348
D468,278 S * 1/2003 Kabasawa D14/136
6,580,605 B1 * 6/2003 Kutaragi et al. 361/685

(73) Assignee: **BENQ Corporation** (TW)
(**) Term: **14 Years**

OTHER PUBLICATIONS

NuSLIM High-Speed External 2.5 Hard Disk, Oct. 2002.

* cited by examiner

(21) Appl. No.: **29/185,401**
(22) Filed: **Jun. 27, 2003**

Primary Examiner—Joel Sincavage
(74) *Attorney, Agent, or Firm*—Rabin & Berdo, PC

(30) **Foreign Application Priority Data**

Apr. 24, 2003 (TW) 92302329

(57) **CLAIM**

The ornamental design for an external CD-ROM drive, as shown and described.

(51) **LOC (7) Cl.** **14-02**
(52) **U.S. Cl.** **D14/363**
(58) **Field of Search** D14/348, 363,
D14/368, 365, 367; 361/685, 688-697

DESCRIPTION


FIG. 1 is a front, bottom and left side perspective view of an external CD-ROM drive showing our new design; FIG. 2 is a front elevational view thereof; FIG. 3 is a left side elevational view thereof; FIG. 4 is a right side elevational view thereof; FIG. 5 is a top plan view thereof; FIG. 6 is a bottom plan view thereof; FIG. 7 is a rear elevational view thereof; and, FIG. 8 is a rear, bottom and left side perspective view thereof.

(56) **References Cited**

U.S. PATENT DOCUMENTS

D286,050 S * 10/1986 Roots et al. D14/368
D308,966 S * 7/1990 Alfonso et al. D14/368
D334,917 S * 4/1993 Miyamoto D14/362
D344,270 S * 2/1994 Matsumoto et al. D14/368
D370,894 S * 6/1996 Hirose D14/368
D391,556 S * 3/1998 Corrington et al. D14/367
D408,379 S * 4/1999 McGraw et al. D14/368

1 Claim, 8 Drawing Sheets






FIG. 1

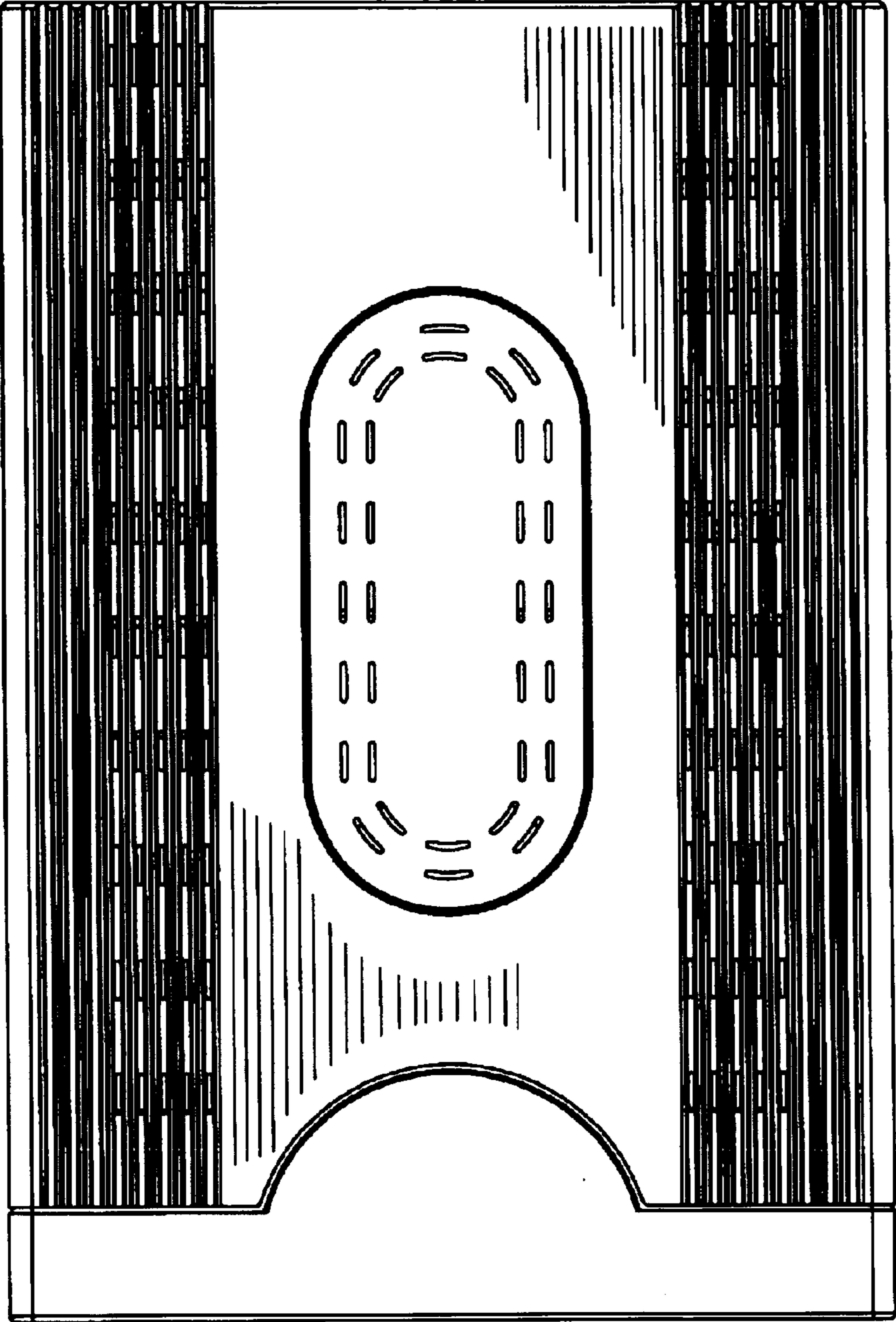


FIG. 2




FIG. 3




FIG. 4




FIG. 5




FIG. 6

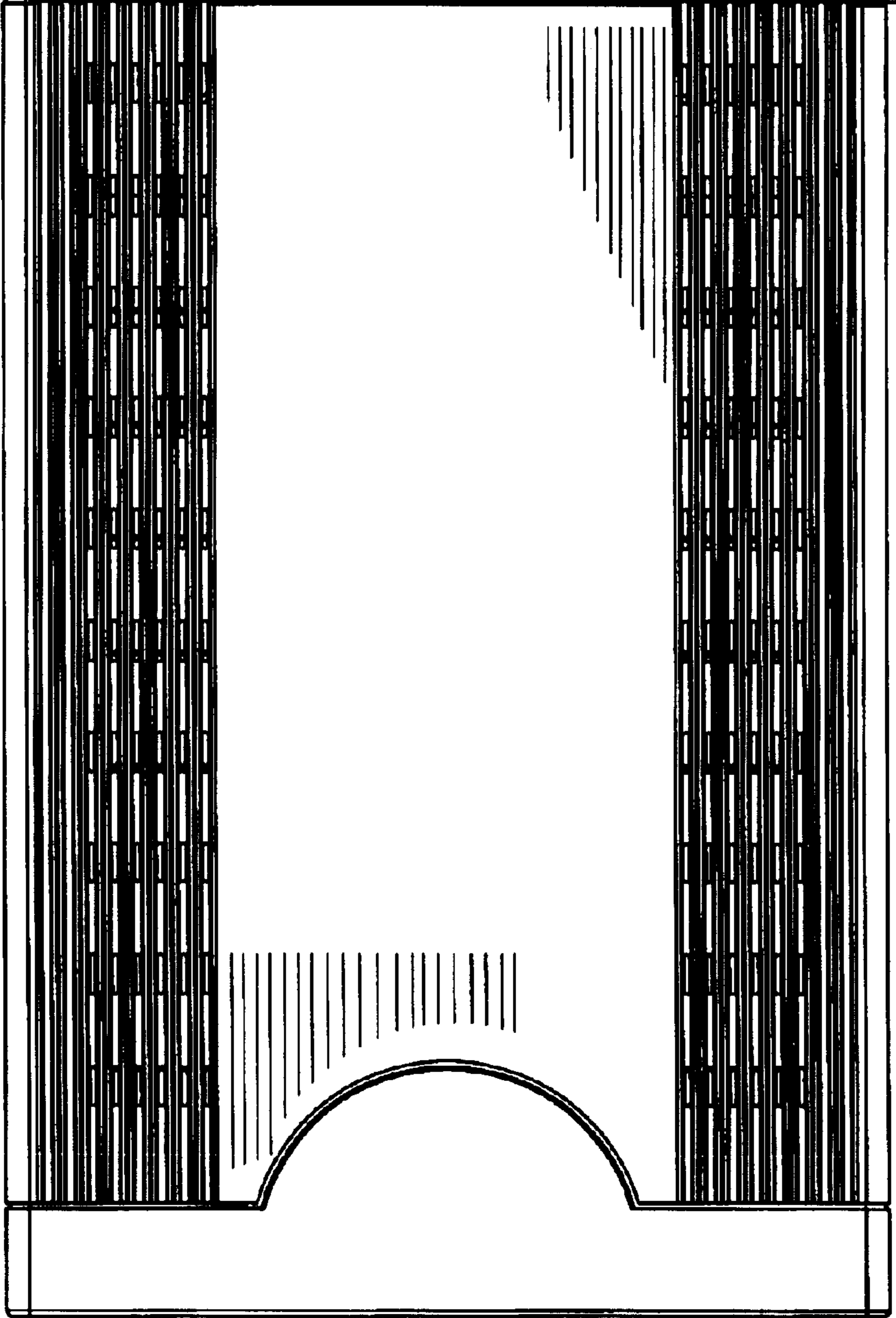


FIG. 7

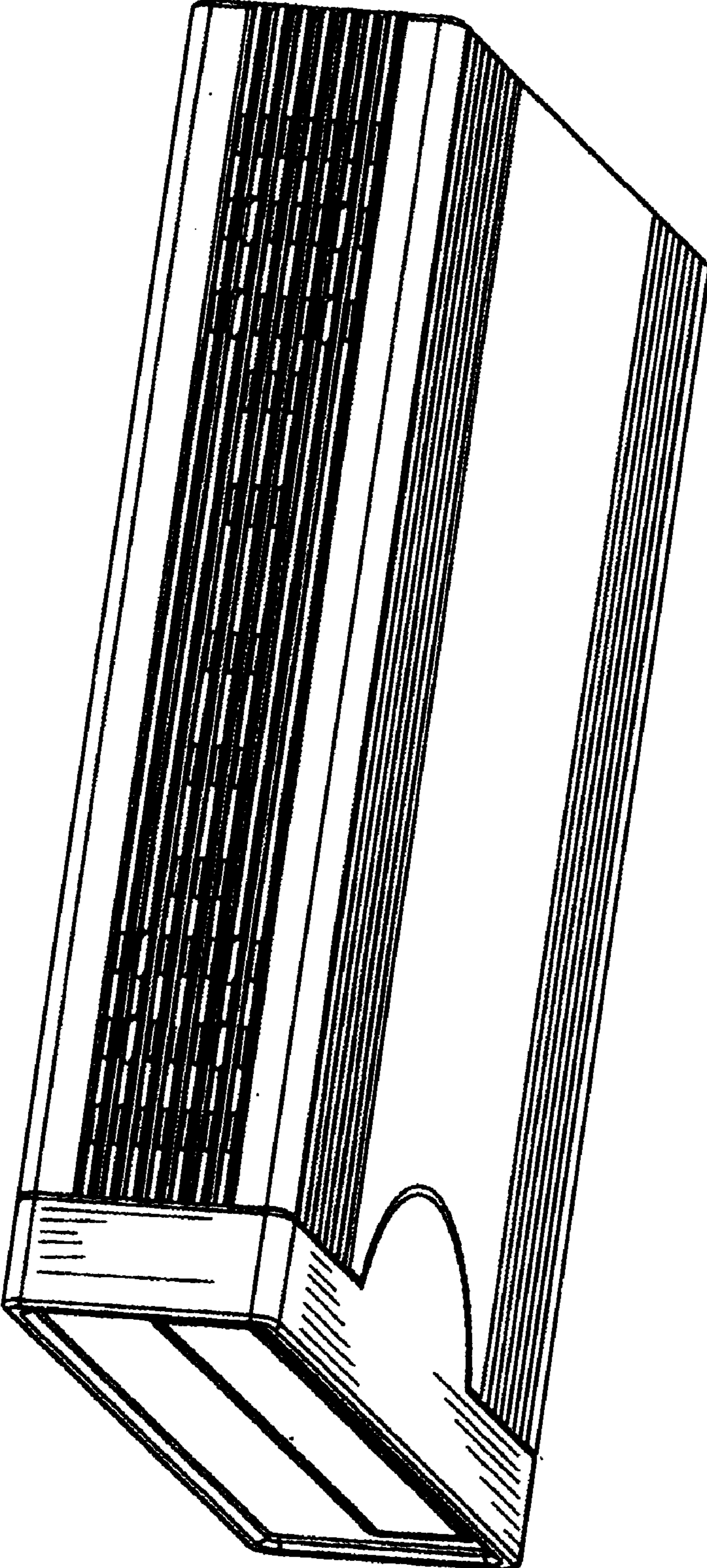


FIG. 8