

US00D494573S1

(12) **United States Design Patent**
Curtis et al.

(10) **Patent No.:** **US D494,573 S**

(45) **Date of Patent:** **** Aug. 17, 2004**

(54) **VEHICLE ANTENNA**

(76) Inventors: **Chad A. Curtis**, 14405 Voltaire Dr.,
Frazier Park, CA (US) 93225; **Michael**
A. Dantona, 5715 Nutwood Cir., Simi
Valley, CA (US) 93063

(**) **Term:** **14 Years**

(21) **Appl. No.:** **29/187,386**

(22) **Filed:** **Aug. 1, 2003**

(51) **LOC (7) Cl.** **14-03**

(52) **U.S. Cl.** **D14/234**

(58) **Field of Search** D14/230, 232,
D14/234-238, 299; 343/871-873, 882,
713, 715, 795, 878, 881; D12/42, 43, 400;
43/18.1 R, 24, 18.1 CT

(56) **References Cited**

U.S. PATENT DOCUMENTS

230,650	A	*	8/1880	Niswander	43/18.1 CT
1,593,957	A		7/1926	Shaver		
D164,353	S		8/1951	Brewster		
2,774,811	A		12/1956	Shanok et al.		
2,878,608	A	*	3/1959	O'Brien, Jr.	43/24
3,089,141	A	*	5/1963	Odenwald	343/802
D199,126	S		9/1964	Barrett		
D231,535	S	*	4/1974	Schulller	D14/233
D320,395	S	*	10/1991	Shimazaki	D14/234
D345,363	S	*	3/1994	Watanabe	D14/234
D376,152	S		12/1996	Tsuji		

D391,261	S	*	2/1998	Harada et al.	D14/234
D407,707	S		4/1999	Jones		
6,063,459	A		5/2000	Velte		
D439,891	S		4/2001	Wilson		
D442,577	S		5/2001	Strand et al.		
6,278,408	B1		8/2001	Segovia, Jr.		
6,378,239	B1		4/2002	Listvan		
D457,518	S		5/2002	Wilson		
D465,479	S		11/2002	Tourres		

* cited by examiner

Primary Examiner—Louis S. Zarfes

Assistant Examiner—Deanne Levy

(74) *Attorney, Agent, or Firm*—William W. Haefliger

(57) **CLAIM**

We claim the ornamental design for a vehicle antenna, as shown and described.

DESCRIPTION

FIG. 1 is a right side elevation showing the vehicle antenna; FIG. 2 is a left side elevation showing the vehicle antenna; FIG. 3 is a front elevation showing the vehicle antenna; FIG. 4 is a rear elevation showing the vehicle antenna; FIG. 5 is an enlarged top plan view of the vehicle antenna; FIG. 6 is an enlarged bottom plan view of the vehicle antenna; and, FIG. 7 is a perspective view showing the vehicle antenna in use.

The broken line showing of the vehicle is for illustrative purposes only and forms no part of the claimed design.

1 Claim, 3 Drawing Sheets



FIG. 1.



FIG. 2.

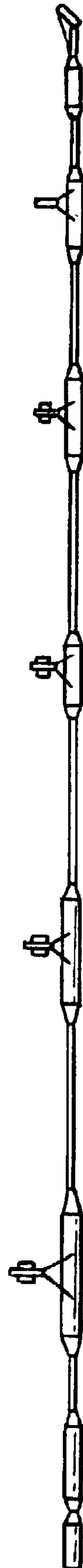


FIG. 3.

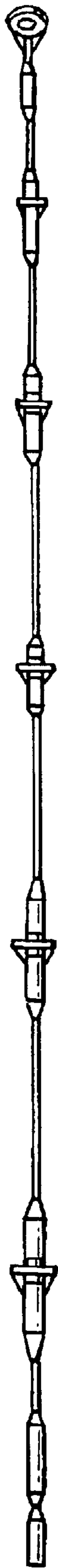


FIG. 4.

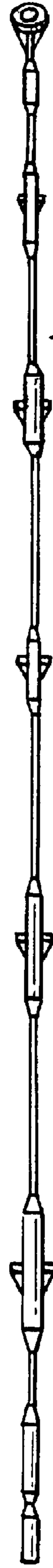


FIG. 5.

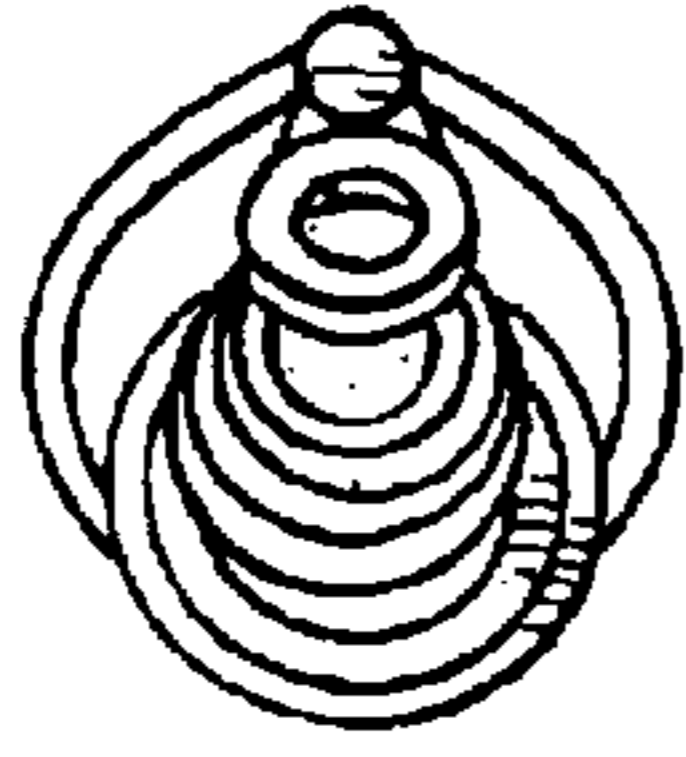


FIG. 6.

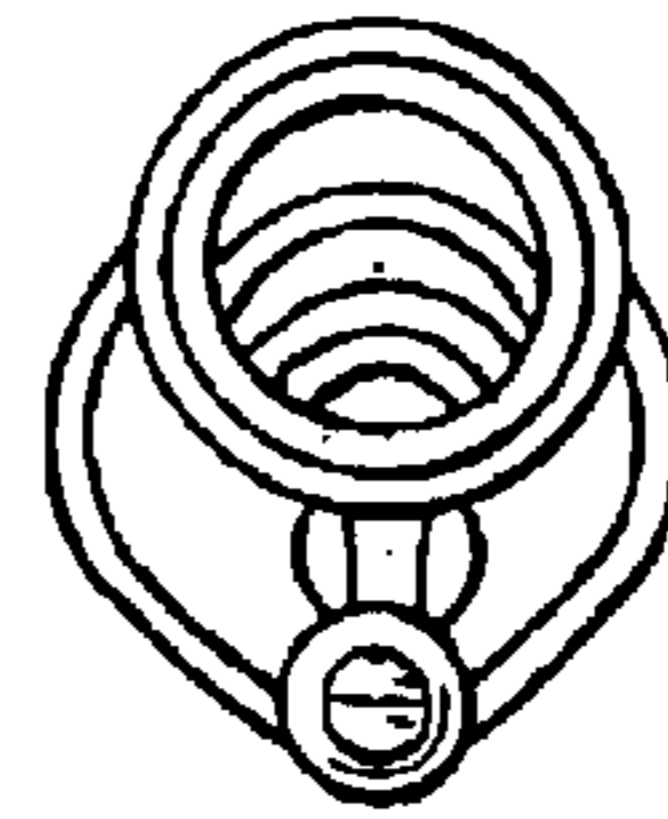


FIG. 7.

