

US00D494562S1

(12) **United States Design Patent**  
**Lee**

(10) **Patent No.:** **US D494,562 S**  
(45) **Date of Patent:** **\*\* Aug. 17, 2004**

(54) **DIGITAL AUDIO PLAYER**  
(75) **Inventor:** **Myoung-Yong Lee, Seongnam-Si (KR)**  
(73) **Assignee:** **Cowon Systems, Inc. (KR)**  
(\*\*) **Term:** **14 Years**

D435,533 S \* 12/2000 Hayashi ..... D14/165  
D463,393 S \* 9/2002 Kataoka ..... D14/167  
D484,482 S \* 12/2003 Tanio ..... D14/167

\* cited by examiner

*Primary Examiner*—Nanda Bondade  
(74) *Attorney, Agent, or Firm*—Cantor Colburn LLP

(21) **Appl. No.:** **29/194,024**  
(22) **Filed:** **Nov. 18, 2003**  
(30) **Foreign Application Priority Data**

Sep. 24, 2003 (KR) ..... 30-2003-0026891

(51) **LOC (7) Cl.** ..... **14-01**  
(52) **U.S. Cl.** ..... **D14/156**  
(58) **Field of Search** ..... D14/135–136,  
D14/156–157, 160–165, 167–168, 191–198,  
217; 455/347–351; 369/75.1, 75.2, 77.1,  
77.2

(57) **CLAIM**

The ornamental design for a digital audio player, as shown and described.

**DESCRIPTION**

FIG. 1 is a top and front perspective view of a digital audio player, showing my new design;  
FIG. 2 is an enlarged front elevational view thereof;  
FIG. 3 is a rear elevational view thereof;  
FIG. 4 is a left side elevational view thereof;  
FIG. 5 is a right side elevational view thereof;  
FIG. 6 is a top plan view thereof; and,  
FIG. 7 is a bottom plan view thereof.

(56) **References Cited**  
**U.S. PATENT DOCUMENTS**

D374,232 S \* 10/1996 Suzuki et al. .... D14/191

**1 Claim, 5 Drawing Sheets**

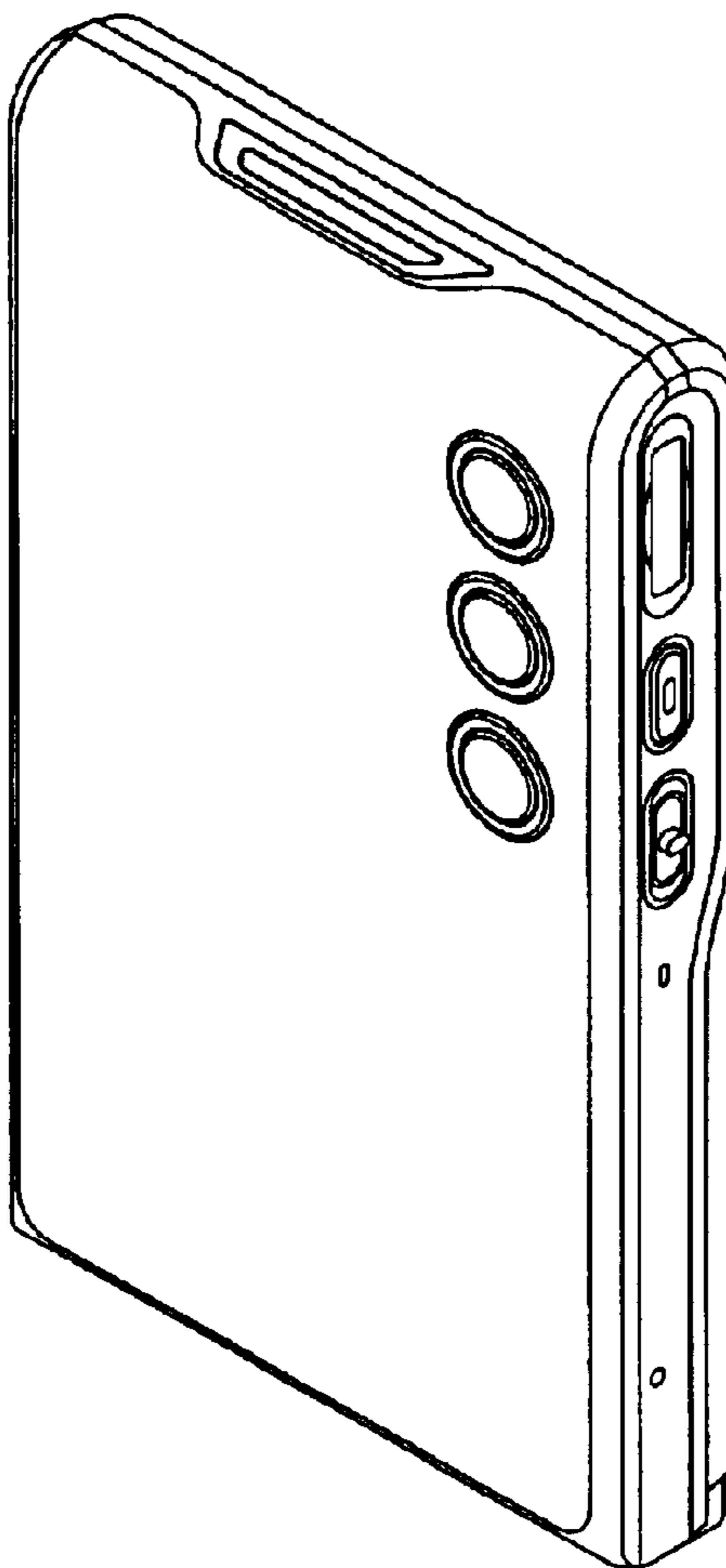


Fig. 1

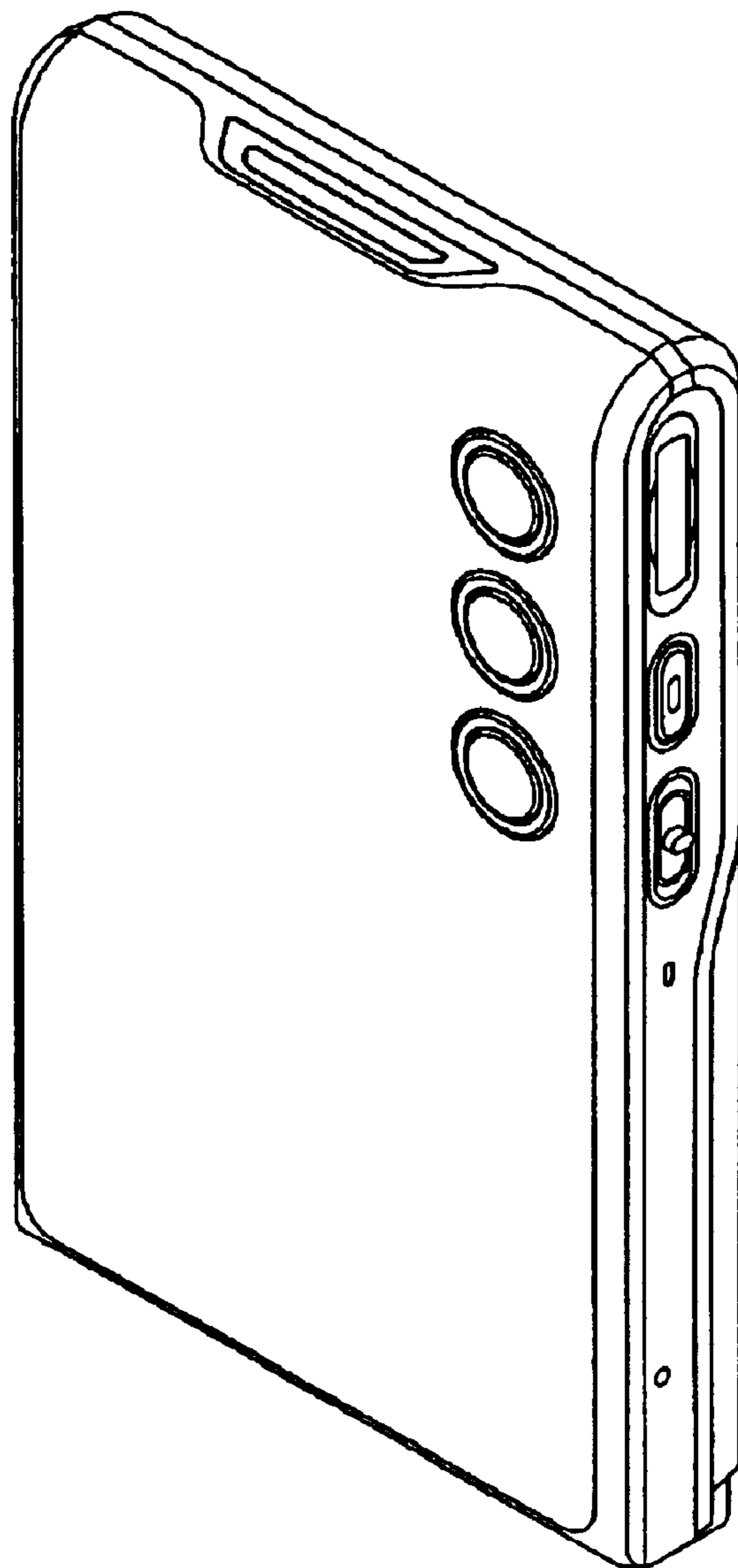


Fig.2




Fig.3




Fig.4




Fig.5

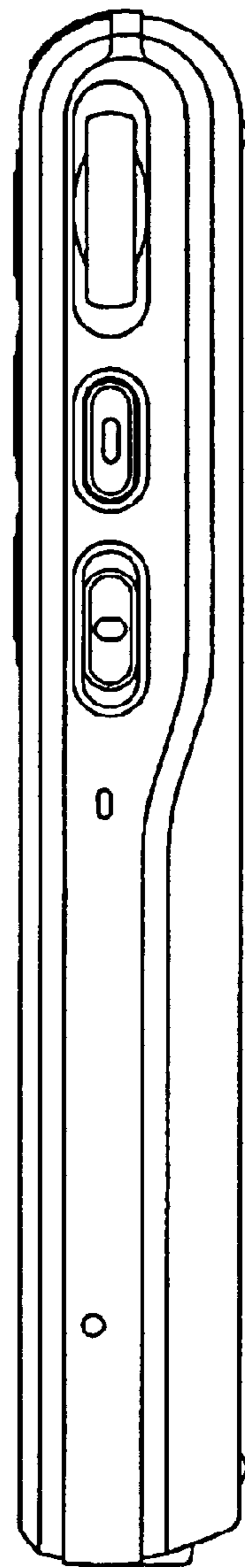


Fig.6




Fig.7

