

US00D494533S1

(12) **United States Design Patent**
Almhill

(10) **Patent No.:** **US D494,533 S**

(45) **Date of Patent:** **** Aug. 17, 2004**

(54) **SPOILER FOR LOAD CARRIER STRUT**

(75) **Inventor:** **Stefan Almhill, Taberg (SE)**

(73) **Assignee:** **Thule Sweden AB, Hillerstorp (SE)**

(**) **Term:** **14 Years**

(21) **Appl. No.:** **29/165,331**

(22) **Filed:** **Aug. 9, 2002**

(30) **Foreign Application Priority Data**

Feb. 11, 2002 (SE) 02-0273

(51) **LOC (7) Cl.** **12-16**

(52) **U.S. Cl.** **D12/412**

(58) **Field of Search** D12/400, 412,
D12/406; D25/121-125, 119, 52, 60; 52/737.5,
302-303, 663, 204.5, 466-468; D23/269;
D8/376

(56) **References Cited**

U.S. PATENT DOCUMENTS

D216,782 S	*	3/1970	Stephen	D12/400
D233,032 S	*	10/1974	Donne	D12/400
D237,103 S	*	10/1975	Fisher	D12/400
D260,631 S	*	9/1981	Kowalski	D12/400
D306,078 S	*	2/1990	Whitney	D12/119
D312,599 S	*	12/1990	Johnston	D12/400
D320,181 S	*	9/1991	Sparham et al.	D12/400
D320,373 S	*	10/1991	Sparham et al.	D12/400

D344,919 S	*	3/1994	Konte	D12/400
D352,696 S	*	11/1994	Christensen	D12/412
D352,926 S	*	11/1994	Christensen	D12/412
D353,128 S	*	12/1994	Christensen	D12/412
D356,775 S	*	3/1995	Christensen	D12/412
D358,982 S	*	6/1995	Bosgoed	D8/376
5,461,834 A	*	10/1995	Carlberg	52/466
D419,858 S	*	2/2000	Bosgoed	D8/377
D420,149 S	*	2/2000	Hersh et al.	D25/119
D444,444 S	*	7/2001	McCoy et al.	D12/400
D447,575 S	*	9/2001	Shaw	D25/121

* cited by examiner

Primary Examiner—Stacia Cadmus

(74) *Attorney, Agent, or Firm*—Howrey Simon Arnold & White LLP


(57) **CLAIM**

I claim the ornamental design for the spoiler for load carrier strut, as shown and described.

DESCRIPTION

FIG. 1 is a perspective view of a spoiler for a load carrier strut according to the present invention; FIG. 2 is a side elevational view thereof; FIG. 3 is a perspective view from one end of the present invention; and, FIG. 4 is an elevational view of one end of the present invention, the opposite end elevational view being analogous thereto.

1 Claim, 4 Drawing Sheets






FIG. 1




FIG. 2




FIG. 3




FIG. 4