

US00D494522S1

(12) **United States Design Patent**  
**Rivers, Jr. et al.**

(10) **Patent No.:** **US D494,522 S**  
(45) **Date of Patent:** **\*\* Aug. 17, 2004**

(54) **MOTORCYCLE RIM WITH SPINNING SPOKE**

(76) Inventors: **Michael Rivers, Jr.**, 1300 S. Farmview Dr., Apartment J35, Dover, DE (US) 19904; **Marc C. Mathis**, 118 Creekmont Ct., Newark, DE (US) 19702

(\*\*) Term: **14 Years**

(21) Appl. No.: **29/182,026**

(22) Filed: **May 19, 2003**

(51) **LOC (7) Cl.** ..... **12-16**

(52) **U.S. Cl.** ..... **D12/209**

(58) **Field of Search** ..... D12/204-211;  
301/37.101, 64.101, 65

D392,610 S	*	3/1998	Noriega	.....	D12/209
D397,663 S	*	9/1998	Chrysanto	.....	D12/209
D405,747 S	*	2/1999	Sacco et al.	.....	D12/209
D415,462 S	*	10/1999	Hussaini et al.	.....	D12/209
D419,515 S	*	1/2000	Brown	.....	D12/209
D436,908 S	*	1/2001	Yeh et al.	.....	D12/209
D438,155 S	*	2/2001	Hanson	.....	D12/209
D476,939 S	*	7/2003	Francis	.....	D12/209

\* cited by examiner

*Primary Examiner*—Stacia Cadmus

(74) *Attorney, Agent, or Firm*—Snell & Wilmer LLP; Patrick L. Mixon

(57) **CLAIM**

The ornamental design for a motorcycle rim with spinning spoke, as shown and described.

**DESCRIPTION**

FIG. 1 is a perspective view of a motorcycle rim with spinning spoke in accordance with our new design; and, FIG. 2 is a side view thereof, the opposite side view being identical thereto.

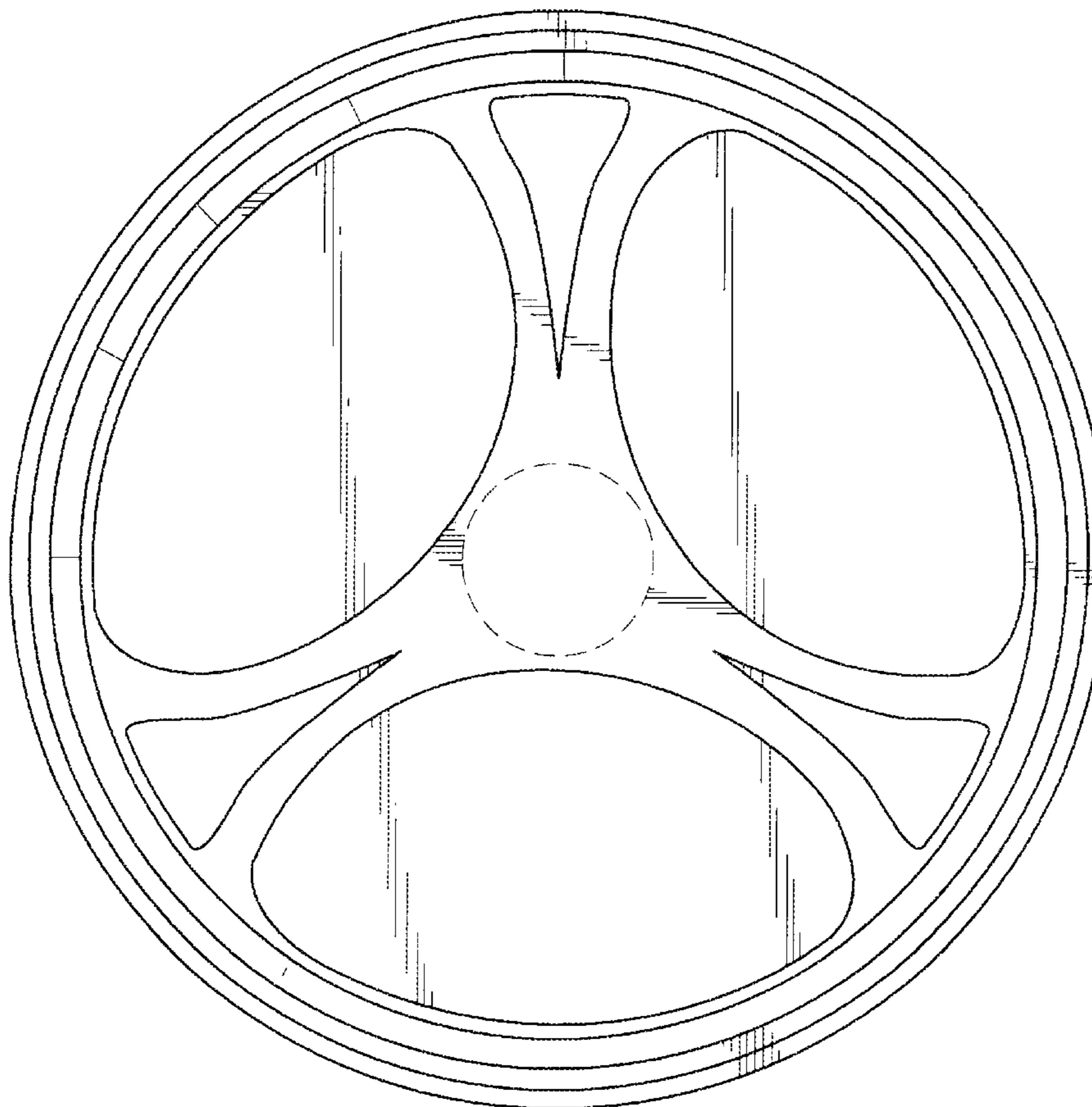
The broken line showing of environment is for illustrative purposes only and forms no part of the claimed design.

**1 Claim, 2 Drawing Sheets**

(56) **References Cited**

**U.S. PATENT DOCUMENTS**

D276,717 S	*	12/1984	Ogishima et al.	.....	D12/211
D372,696 S	*	8/1996	Tung	.....	D12/209
D372,697 S	*	8/1996	Echazabal et al.	.....	D12/209
D378,506 S	*	3/1997	Stolz et al.	.....	D12/209
D383,428 S	*	9/1997	Brown et al.	.....	D12/209
D389,101 S	*	1/1998	Julien	.....	D12/209 X



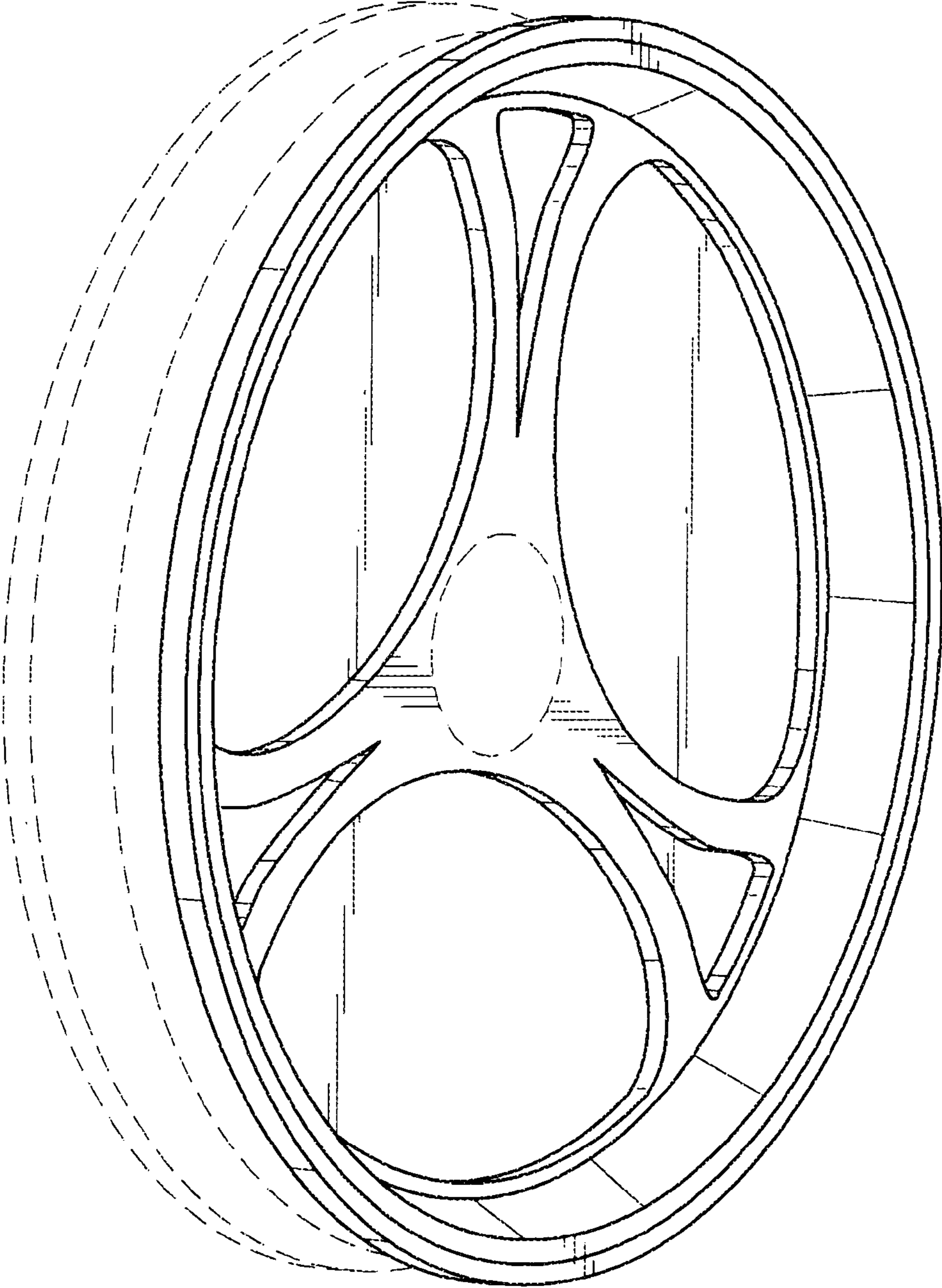


FIG. 1




FIG.2