

US00D494519S1

(12) **United States Design Patent**  
**Huang**

(10) **Patent No.:** **US D494,519 S**

(45) **Date of Patent:** **\*\* Aug. 17, 2004**

(54) **FLAME STYLE VEHICLE LICENSE PLATE FRAME**

(75) **Inventor:** **Nan Huang Huang**, Rancho Palos Verdes, CA (US)

(73) **Assignee:** **Grand General Accessories Manufacturing Inc.**, Compton, CA (US)

(\*\*) **Term:** **14 Years**

(21) **Appl. No.:** **29/197,252**

(22) **Filed:** **Jan. 12, 2004**

(51) **LOC (7) Cl.** ..... **12-16**

(52) **U.S. Cl.** ..... **D12/193**

(58) **Field of Search** ..... D12/193; D6/300-303, D6/310-314; 40/200-203, 207-216

(56) **References Cited**

**U.S. PATENT DOCUMENTS**

- D366,236 S \* 1/1996 Chu ..... D12/193
- D377,776 S \* 2/1997 Kheyfets ..... D12/193
- D380,430 S \* 7/1997 Spencer ..... D12/193
- D464,300 S \* 10/2002 Ohm et al. .... D12/193

- D464,301 S \* 10/2002 Ohm ..... D12/193
- D466,457 S \* 12/2002 Wang ..... D12/193
- D474,724 S \* 5/2003 Wang ..... D12/193
- D477,799 S \* 7/2003 Arens ..... D12/193
- D481,660 S \* 11/2003 Super et al. .... D12/193

\* cited by examiner

*Primary Examiner*—Stacia Cadmus

(74) *Attorney, Agent, or Firm*—Thomas I. Rozsa; Tony D. Chen


(57) **CLAIM**

The ornamental design for a flame style vehicle license plate frame, as shown and described.

**DESCRIPTION**

FIG. 1 is a perspective view of a flame style vehicle license plate frame, showing my new design; FIG. 2 is a front plan view thereof; FIG. 3 is a back plan view thereof; FIG. 4 is a right end elevation view thereof; FIG. 5 is a left end elevation view thereof; FIG. 6 is a top elevation view thereof; and, FIG. 7 is a bottom elevation view thereof.

**1 Claim, 2 Drawing Sheets**



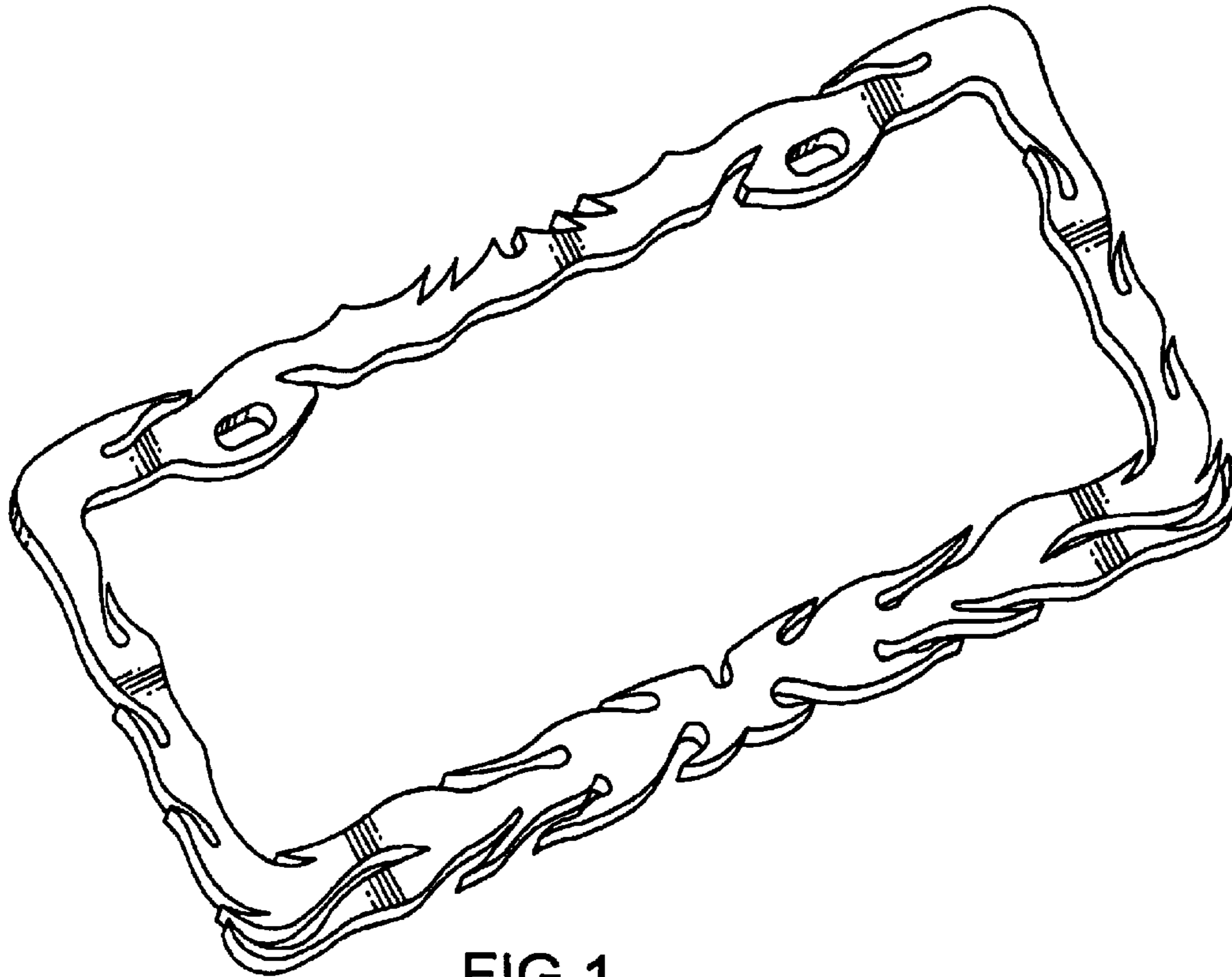


FIG. 1




FIG. 2




FIG.3



FIG.4



FIG.5



FIG.6



FIG.7