

US00D494515S1

(12) **United States Design Patent**
DeBerti

(10) **Patent No.:** **US D494,515 S**
(45) **Date of Patent:** **** Aug. 17, 2004**

(54) **VEHICLE PEDAL**
(75) **Inventor:** **Douglas Lee DeBerti**, Bakersfield, CA
(US)
(73) **Assignee:** **Lund International, Inc.**, Anoka, MN
(US)
(**) **Term:** **14 Years**

D443,570 S 6/2001 Saleen
D444,435 S 7/2001 Saleen
D444,436 S 7/2001 Saleen
D447,102 S 8/2001 Saleen
D454,096 S * 3/2002 Marchese et al. D12/163
D466,058 S 11/2002 Prather et al.
D480,998 S * 10/2003 DeBerti D12/187
D484,830 S * 1/2004 Price D12/114

* cited by examiner

(21) **Appl. No.:** **29/182,803**
(22) **Filed:** **May 30, 2003**

Primary Examiner—Melody N. Brown
(74) *Attorney, Agent, or Firm*—Luce, Forward, Hamilton & Scripps, LLP

(51) **LOC (7) Cl.** **12-16**
(52) **U.S. Cl.** **D12/174**
(58) **Field of Search** D12/174, 125;
74/560–563, 512, 513; 280/259; 180/274,
275

(57) **CLAIM**

The ornamental design for a vehicle pedal, as shown and described.

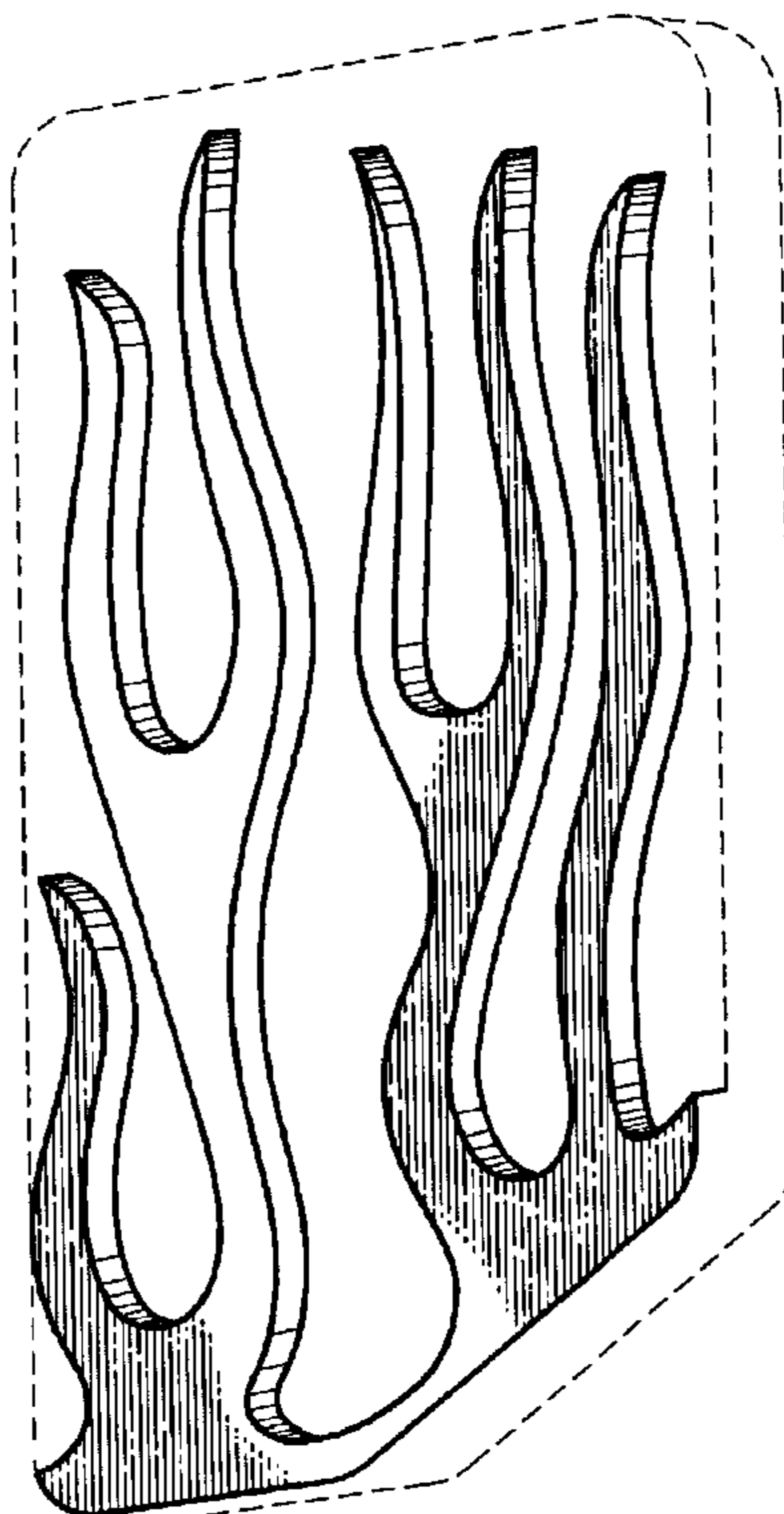
DESCRIPTION

(56) **References Cited**
U.S. PATENT DOCUMENTS

D250,814 S 1/1979 Dartnall
D284,070 S 6/1986 Eichstadt
D284,071 S 6/1986 Eichstadt
D311,166 S 10/1990 Asano
5,896,781 A * 4/1999 Muller 74/512
D424,487 S 5/2000 Asakura
D424,994 S 5/2000 Asakura
D424,995 S 5/2000 Asakura
D425,839 S 5/2000 Asakura
D431,217 S 9/2000 Asakura
D433,971 S 11/2000 Shien
D437,271 S 2/2001 Saleen
D443,569 S 6/2001 Jindo

FIG. 1 is a front perspective view of a vehicle pedal embodying my new design;
FIG. 2 is a front elevation view of the embodiment of FIG. 1;
FIG. 3 is a rear elevation view of the embodiment of FIG. 1; and,
FIG. 4 is a left side elevation view of the embodiment of FIG. 1, with the right side elevation view being substantially similar.
The broken line disclosure, as well as the shading, is for illustrative purposes only and forms no part of the claimed design.

1 Claim, 3 Drawing Sheets



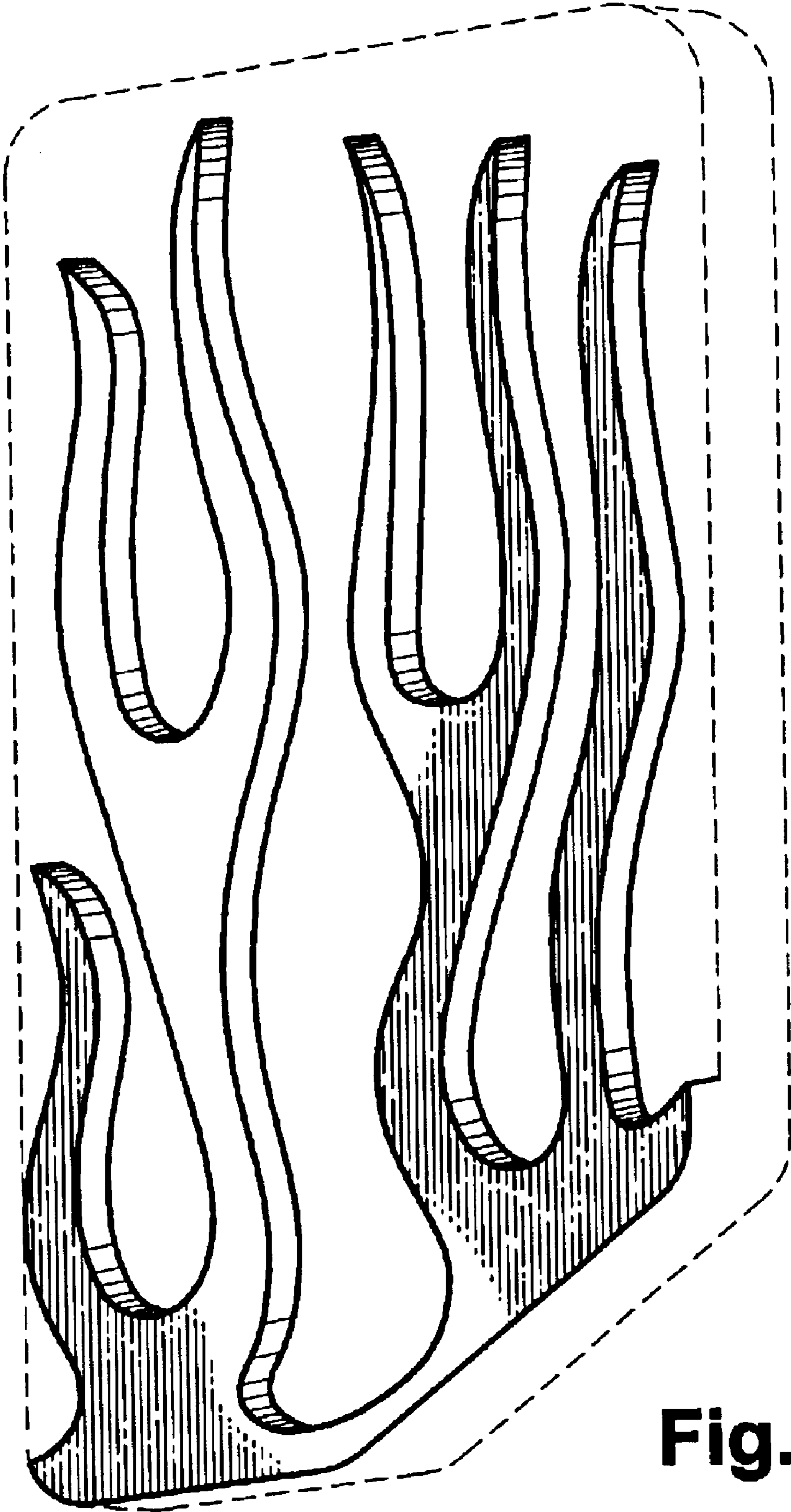


Fig. 1

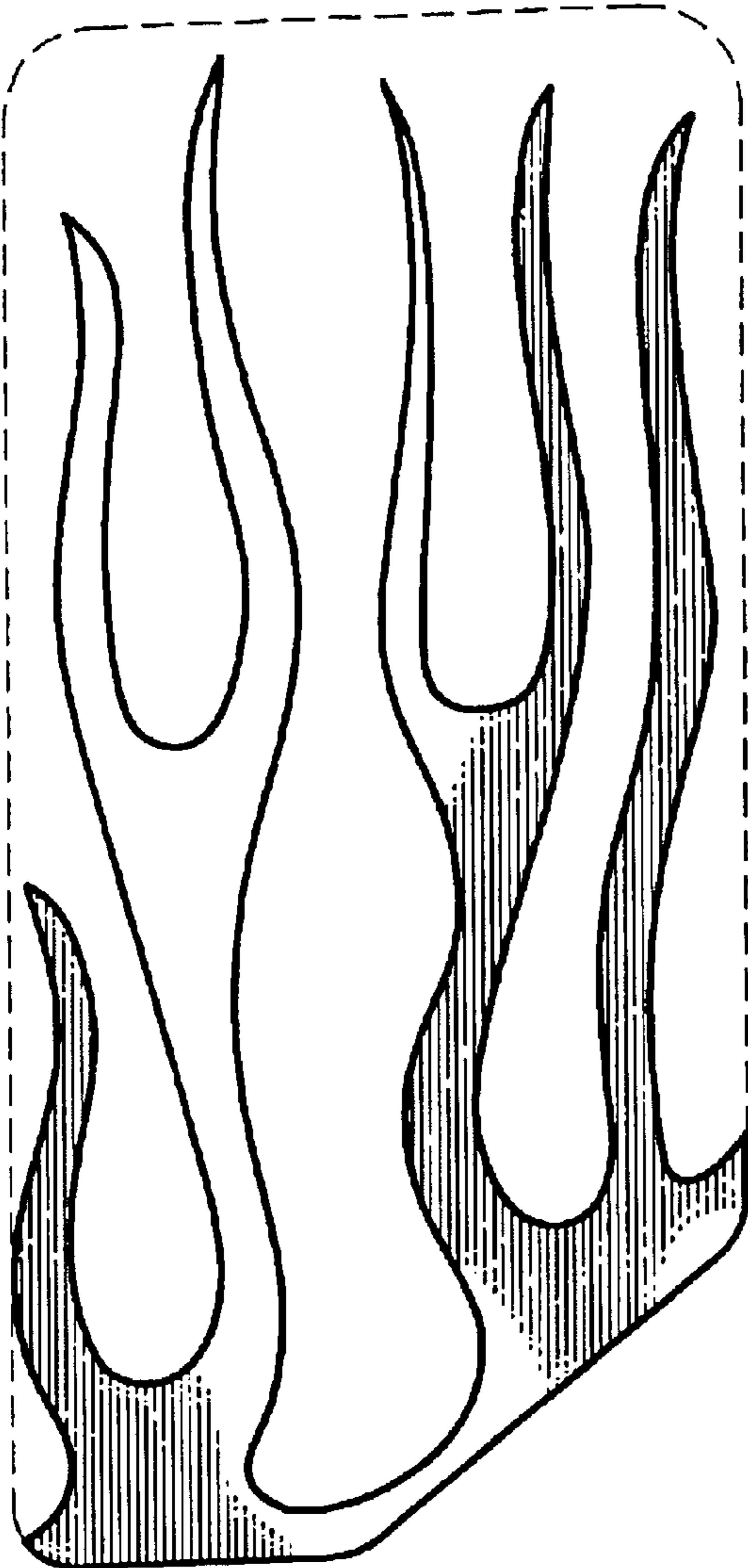


Fig. 2




Fig. 3




Fig. 4