

US00D494501S1

(12) **United States Design Patent**
Maltz

(10) **Patent No.: US D494,501 S**

(45) **Date of Patent: ** Aug. 17, 2004**

(54) **FUNERAL FLAG**

(75) Inventor: **Robert Maltz**, Boynton Beach, FL
(US)

(73) Assignee: **Abel Unlimited, Inc.**, West Palm
Beach, FL (US)

(**) Term: **14 Years**

(21) Appl. No.: **29/190,270**

(22) Filed: **Sep. 17, 2003**

(51) **LOC (7) Cl. 11-05**

(52) **U.S. Cl. D11/165**

(58) **Field of Search** D11/165, 166,
D11/167, 168, 169, 170, 171, 172, 173,
174, 175, 176, 177, 178, 179, 180, 181,
182, 183; D20/11; D99/17; 40/124.5, 584;
116/173, 174, 175

(56) **References Cited**

U.S. PATENT DOCUMENTS

- D56,376 S * 10/1920 O'Connell D11/166
- 2,101,163 A * 12/1937 Wolfe 116/173
- 2,546,855 A * 3/1951 Frame 116/173
- 2,613,464 A * 10/1952 Lisle 40/607.13
- 2,764,122 A * 9/1956 Irvin 116/173

- 3,280,790 A * 10/1966 Booth 116/173
- D316,383 S * 4/1991 Paramore D11/167
- 5,590,621 A * 1/1997 Sectish 116/173
- 6,584,928 B2 * 7/2003 Kinahan 116/173
- 2003/0217685 A1 * 11/2003 Aldridge 116/173

* cited by examiner

Primary Examiner—James Gandy

Assistant Examiner—Elizabeth Albert

(74) *Attorney, Agent, or Firm*—Bowditch & Dewey, LLP

(57) **CLAIM**

The ornamental design for a funeral flag, as shown and described.

DESCRIPTION

FIG. 1 is a perspective view of a funeral flag, showing my new design;

FIG. 2 is a front elevational view thereof;

FIG. 3 is a rear elevational view thereof;

FIG. 4 is a top plan view thereof;

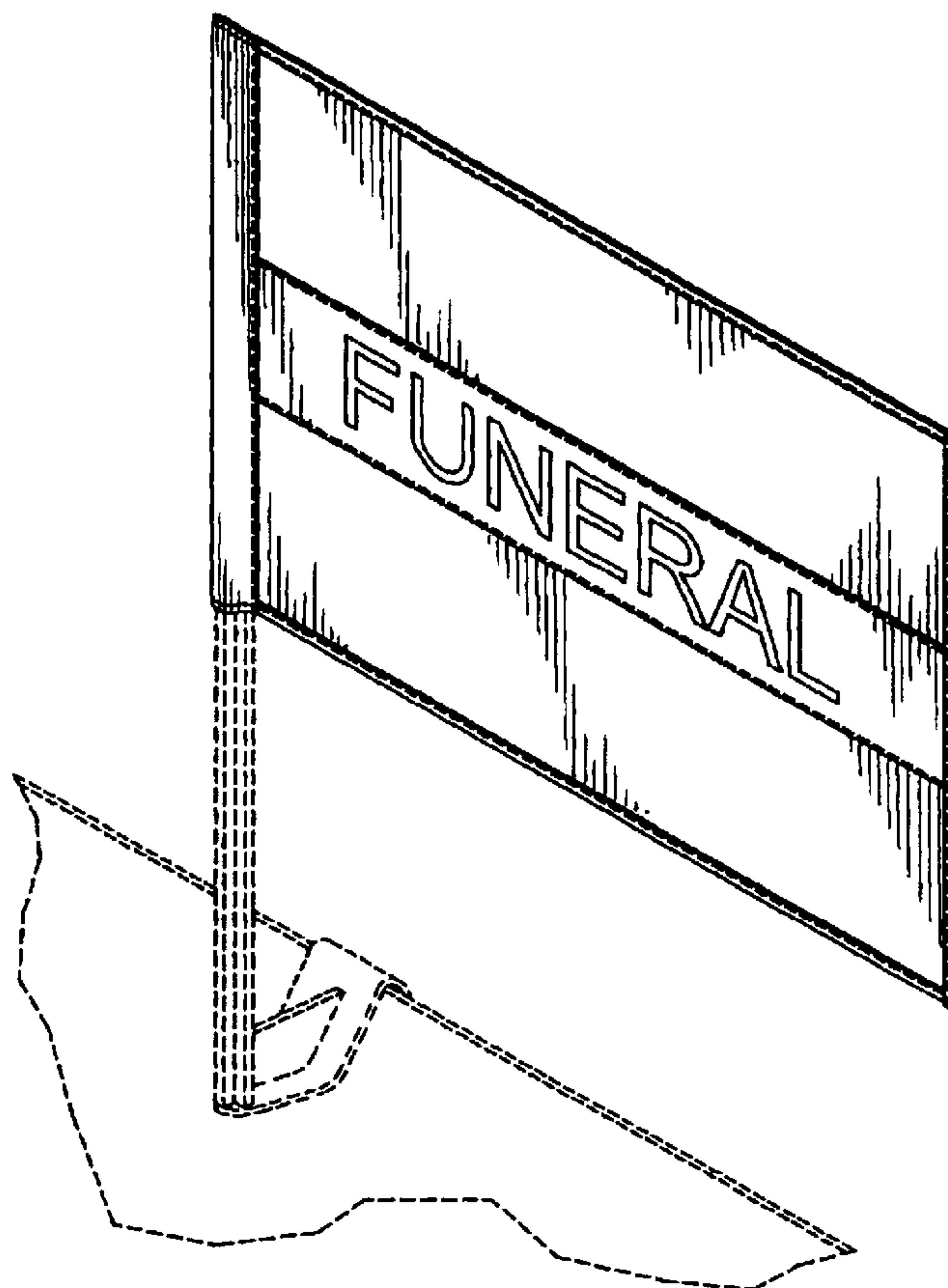
FIG. 5 is a bottom plan view thereof;

FIG. 6 is a left side elevational view thereof; and,

FIG. 7 is a right side elevational view thereof.

The portions shown in broken lines are included for illustrative purposes only and form no part of the claimed design.

1 Claim, 3 Drawing Sheets



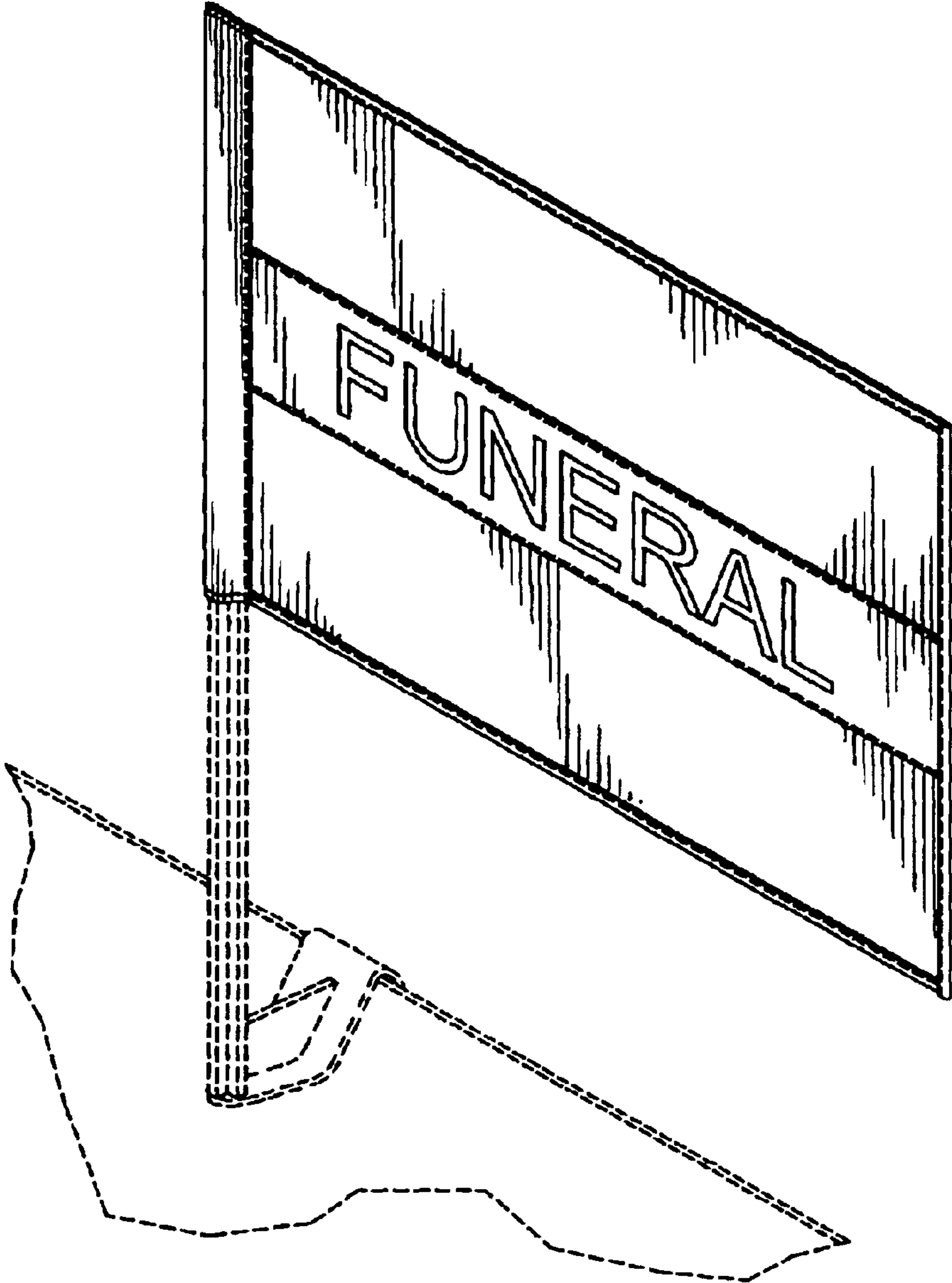


FIG. 1

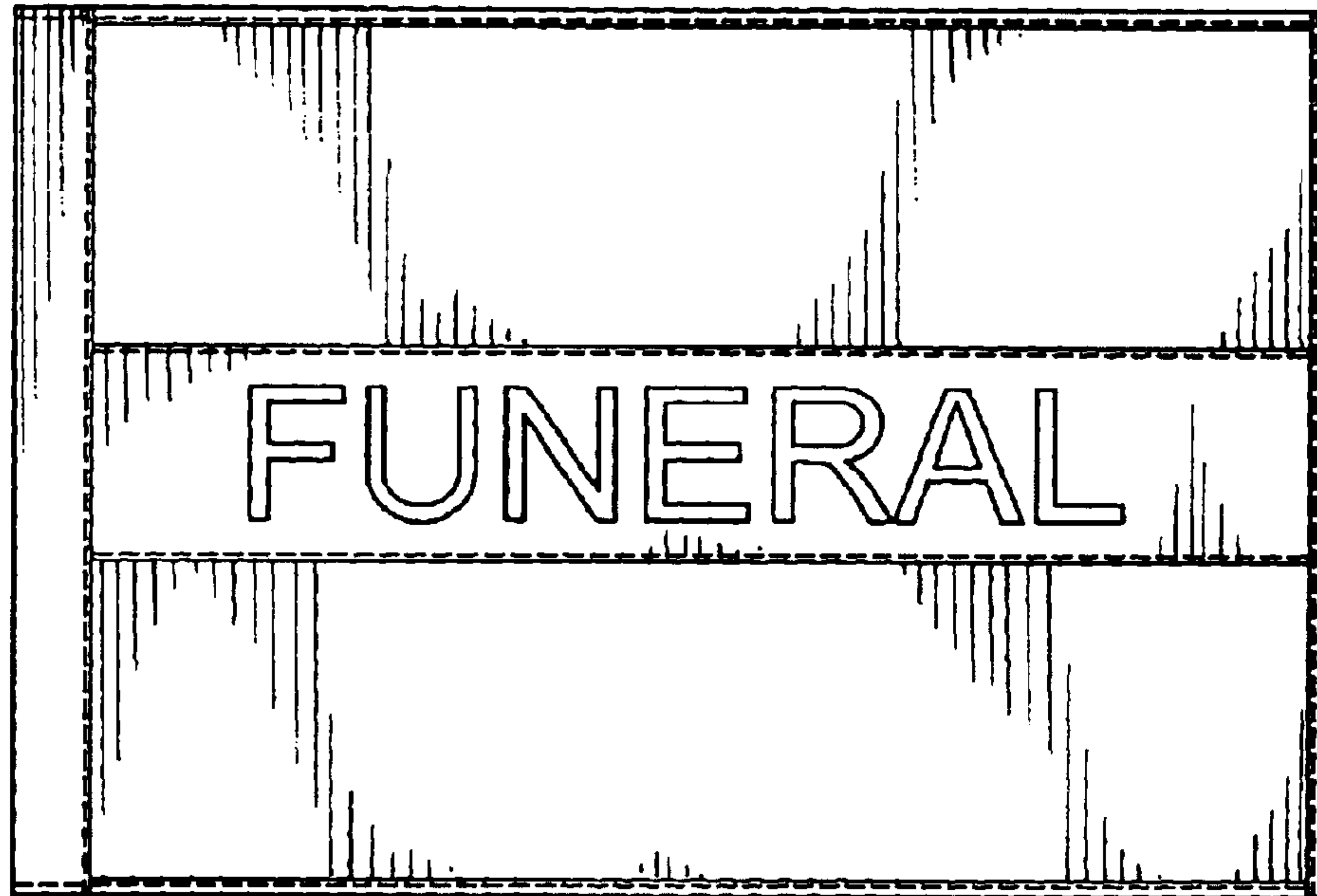


FIG. 2

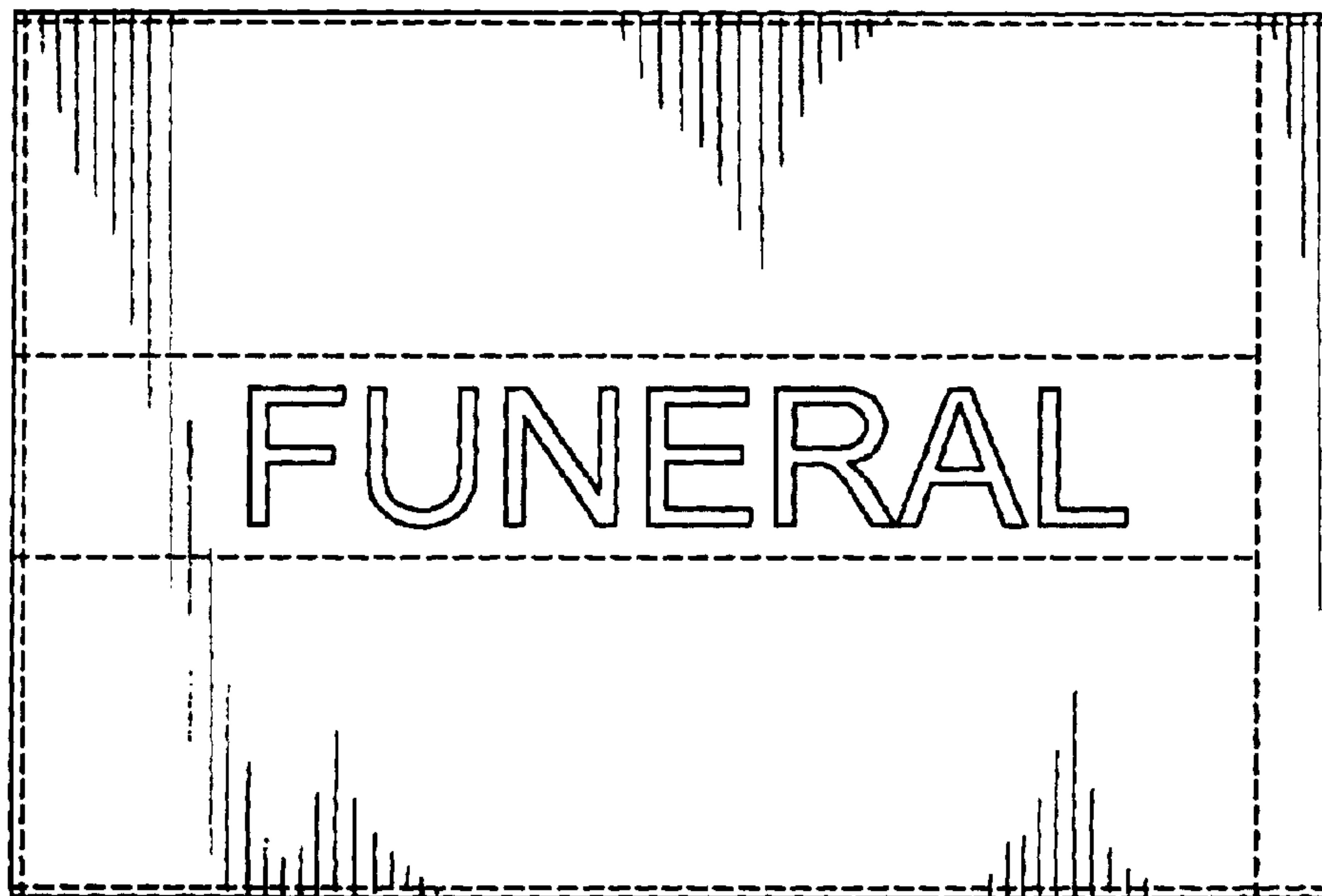


FIG. 3



FIG. 4



FIG. 5



FIG. 6



FIG. 7