

US00D494495S1

(12) **United States Design Patent**  
**Hardy**

(10) **Patent No.:** **US D494,495 S**

(45) **Date of Patent:** **\*\* Aug. 17, 2004**

(54) **PENDANT FOR NECKLACE**

(75) **Inventor:** **Théodora Hardy, Paris (FR)**

(73) **Assignee:** **Cartier International B.V., Amsterdam (NL)**

(\*\*) **Term:** **14 Years**

(21) **Appl. No.:** **29/179,462**

(22) **Filed:** **Apr. 11, 2003**

(30) **Foreign Application Priority Data**

Oct. 15, 2002 (FR) ..... 02 6232

(51) **LOC (7) Cl.** ..... **11-01**

(52) **U.S. Cl.** ..... **D11/43**

(58) **Field of Search** ..... D11/1-2, 40-43,  
D11/44, 48-49, 53, 56-57, 59, 60, 63,  
65, 79-82, 83, 91, 95-97, 99-101, 106,  
114-115; 63/1.11, 18-20; D3/207-211

(56) **References Cited**

**U.S. PATENT DOCUMENTS**

D125,694 S \* 3/1941 Price ..... D11/43

D150,580 S \* 8/1948 Katz ..... D11/43

D150,588 S \* 8/1948 Katz ..... D11/43

D156,520 S \* 12/1949 Katz ..... D11/43

D278,695 S \* 5/1985 Andrus ..... D11/117

D287,577 S \* 1/1987 Lorberfeld ..... D11/43

\* cited by examiner

*Primary Examiner*—Ralf Seifert

(74) *Attorney, Agent, or Firm*—Oliff & Berridge, PLC

(57) **CLAIM**

The ornamental design for a pendant for necklace, as shown and described.

**DESCRIPTION**

FIG. 1 is a front view of a pendant for necklace;

FIG. 2 is a rear view thereof;

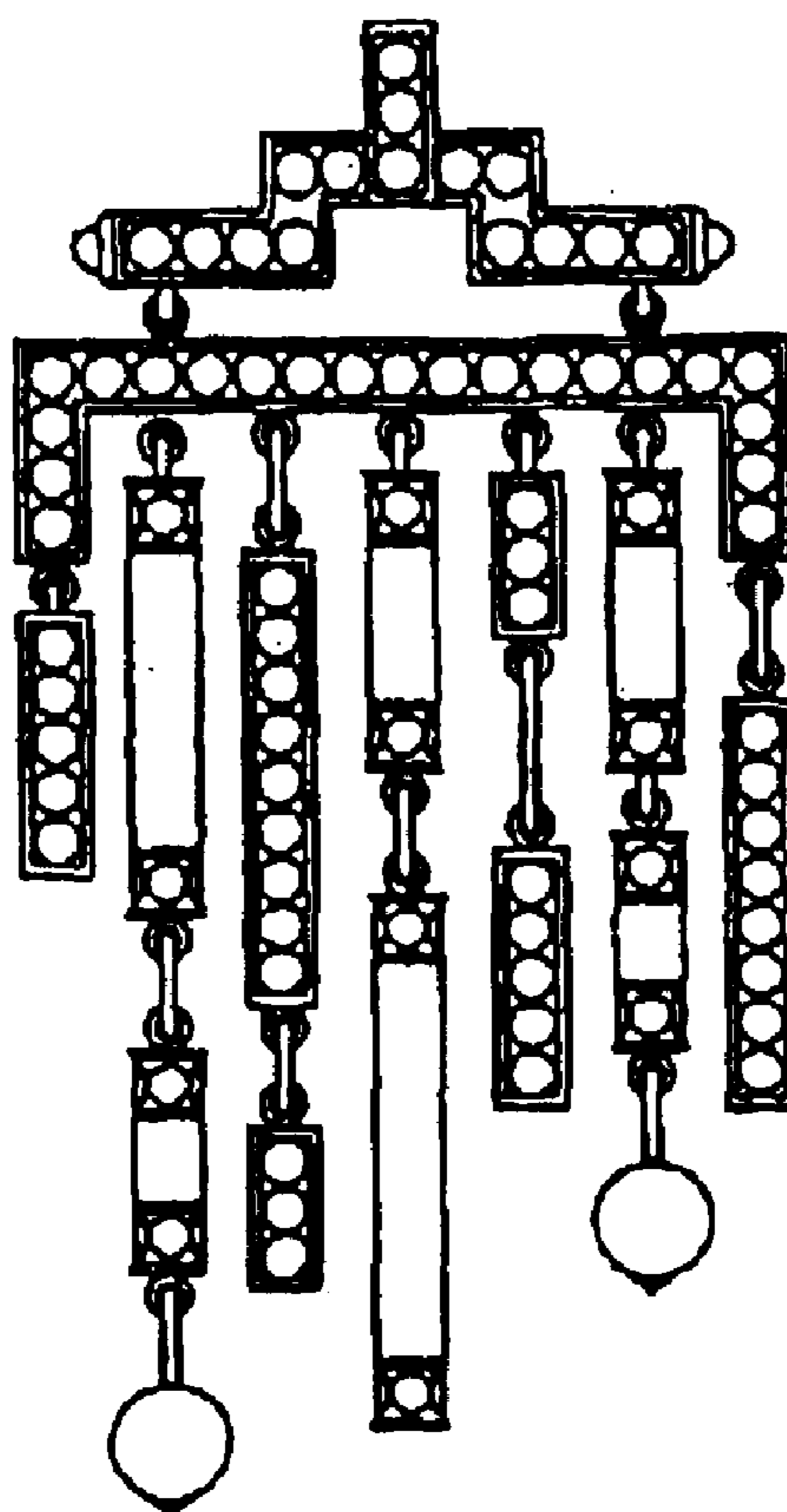
FIG. 3 is a top view thereof;

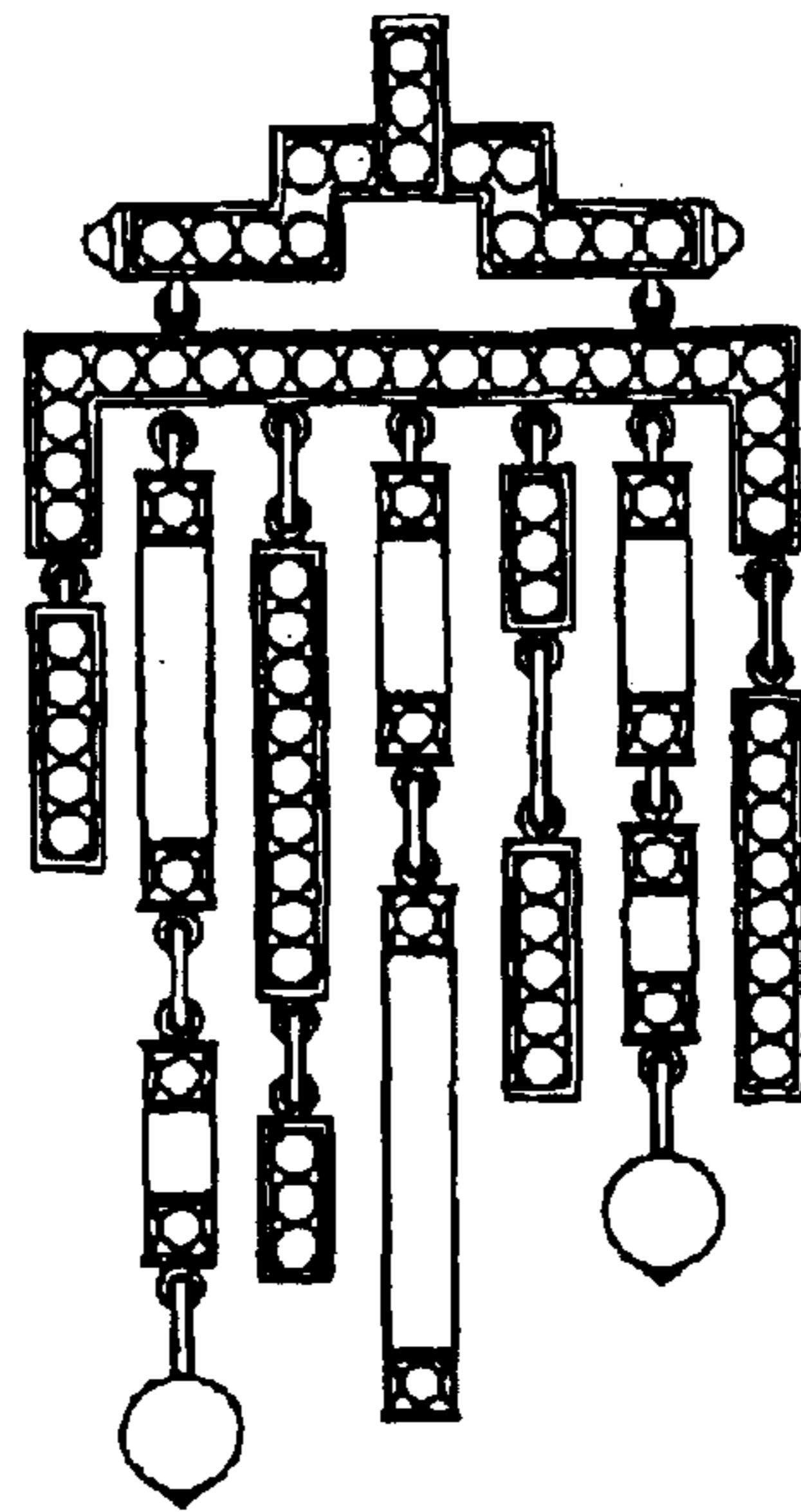
FIG. 4 is a bottom view thereof;

FIG. 5 is a right-side view thereof; and,

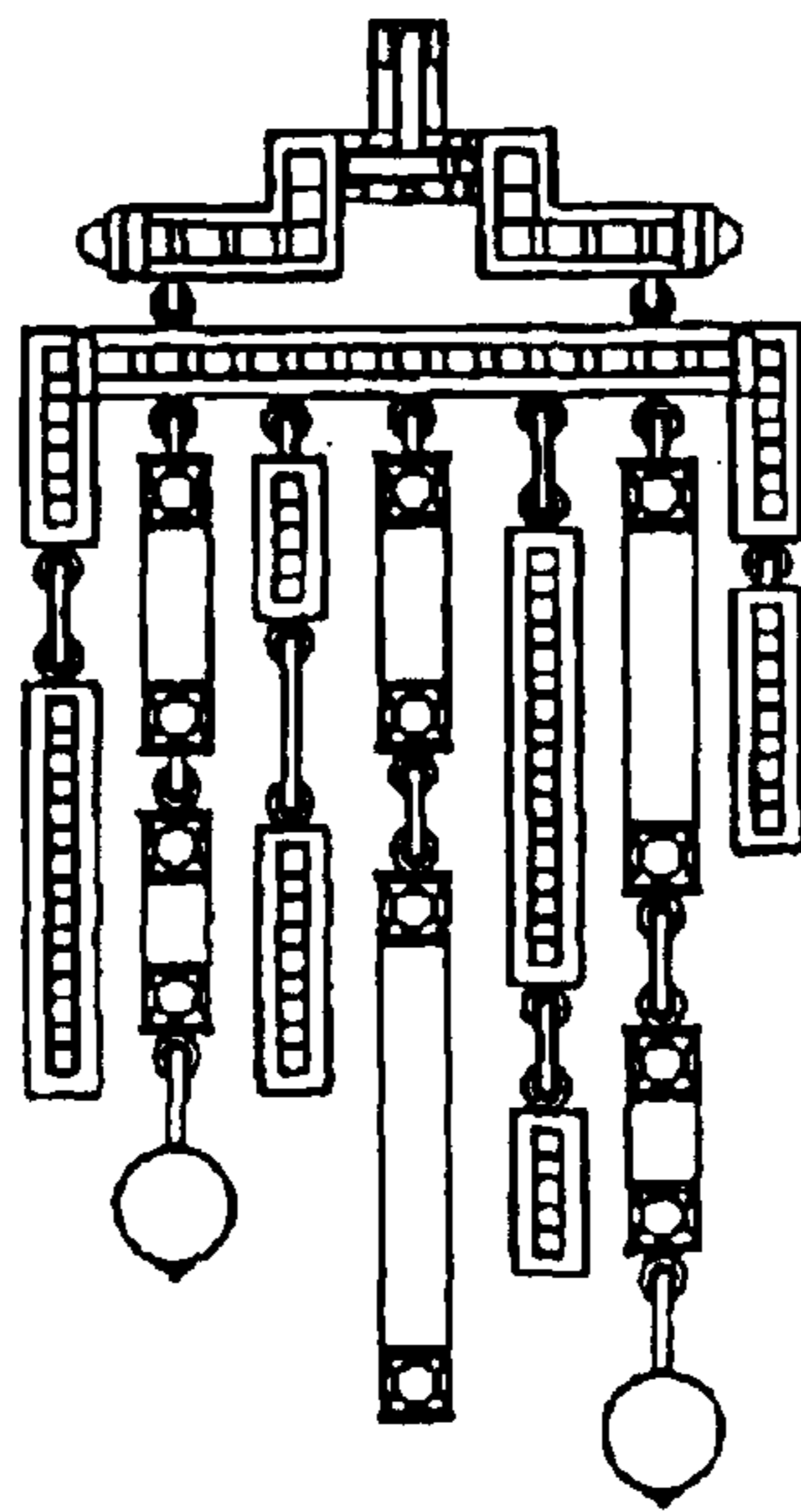
FIG. 6 is a left-side view thereof.

**1 Claim, 3 Drawing Sheets**





*Fig. 1*



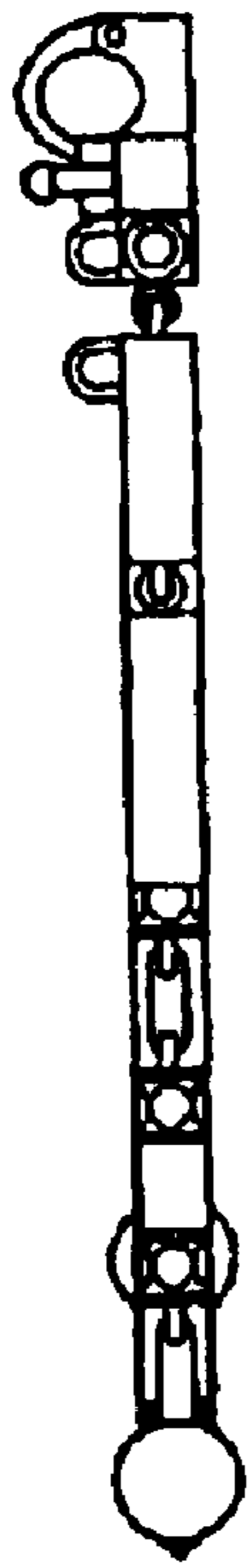
*Fig. 2*



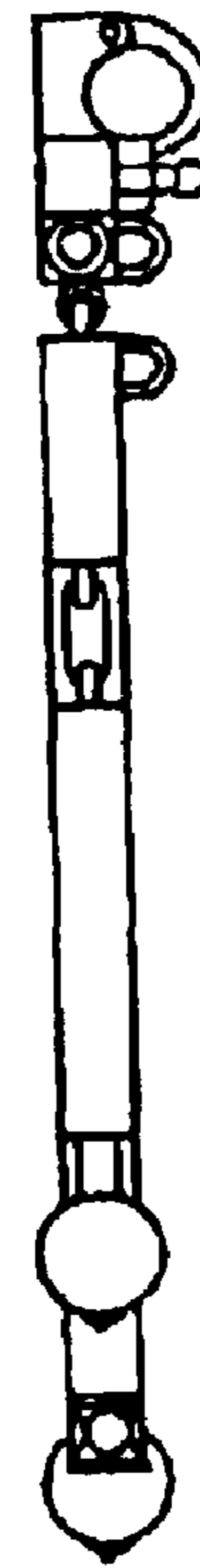
*Fig. 3*



*Fig. 4*



*Fig. 5*



*Fig. 6*